



# How to complete the Australia Travel Declaration

Please contact [services@tennis.com.au](mailto:services@tennis.com.au) if you  
have any questions

An Australia Travel Declaration (ATD) **must** be completed before you depart for Australia. It can be done when you have your confirmed travel itinerary, **up to 7 days prior and at least 72 hours before departure for Australia**. You will be required make a declaration regarding your vaccination status that is considered to be critical health information.

We recommend that you complete this as soon as possible to avoid any delays.

Find more information here: <https://covid19.homeaffairs.gov.au/australia-travel-declaration>.

**You must show your Australia Travel Declaration, vaccination evidence and PCR test result in order to board any aircraft to Australia.**

You can complete your Australia Travel Declaration by:

- Downloading the free mobile Australia Travel Declaration app from the [App Store \(Apple\)](#) or [Google Play store \(Android\)](#) or,
- Completing the desktop [ATD online form](#).

## With the new ATD Mobile App, you can:

Optional use of mobile device security features to open the travellers' Australia Travel Declaration account.

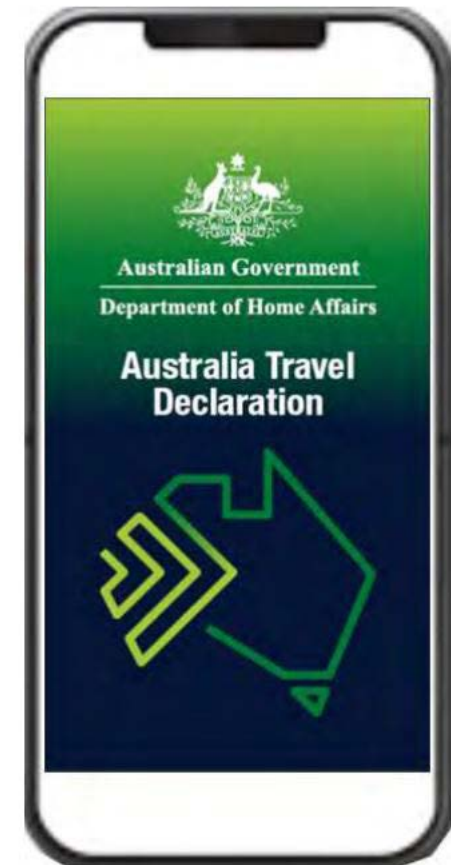
The traveller can access the privacy notice, contact information, manage their account, view previous declarations or commence a new declaration

New functions like the **scan passport function** to upload a traveller's personal details, and **guidance on how to complete the process**.

A partially completed travel declaration to be saved and returned to at a later time for completion and subsequent submission.

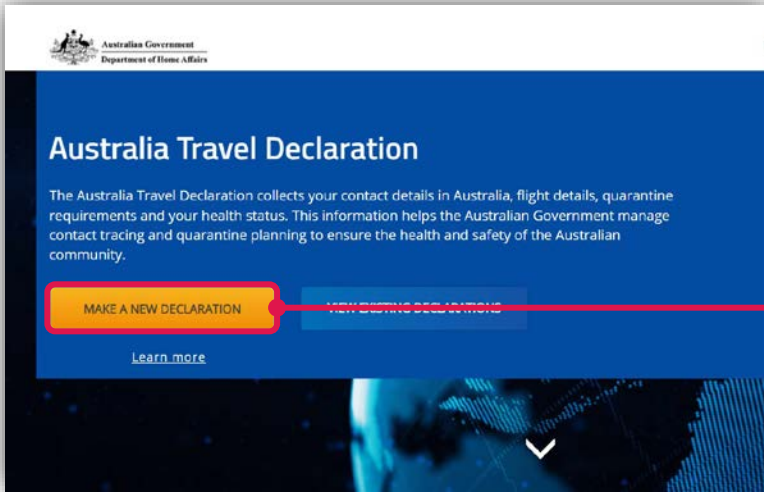
The questions are displayed in a mobile friendly manner

You can download it on the App Store (Apple) or Google Play store (Android)



# How to Sign Up / Sign In

Desktop Version



1. Visit <https://atd.homeaffairs.gov.au/>
2. Make A New Declaration.



1. If you have previously used this portal, please use same credentials.
2. If you cannot remember your password, please use forgotten password.
3. Sign up now if you have never completed one previously.

< Cancel

 **Australian Government**  
**Department of Home Affairs**

Email Address

Send verification code

Continue

1. Enter email address
2. Send verification code.

< Cancel

 **Australian Government**  
**Department of Home Affairs**

Verification code has been sent to your inbox. Please copy it to the input box below.

sbrand@tennis.com.au

Verification Code

Verify code Send new code

Continue

1. Enter Verification code.
2. Then verify code.

< Cancel



**Australian Government**  
**Department of Home Affairs**


E-mail address verified. You can now continue.

Change e-mail

Continue

1. Then click continue.

< Cancel



**Australian Government**  
**Department of Home Affairs**

Verification is necessary. Please click Send button.


Send verification code

Continue

1. Then enter email again.

2. Click Send Verification code.

< Cancel

 **Australian Government**  
**Department of Home Affairs**


Email Address

Send verification code

Continue

1. Enter email address.
2. Send verification code.

< Cancel

 **Australian Government**  
**Department of Home Affairs**

Verification code has been sent to your inbox. Please copy it to the input box below.

sbrand@tennis.com.au

Verification Code

Verify code Send new code

Continue

1. Enter Verification code.
2. Then verify code.

< Cancel

**Australian Government**  
**Department of Home Affairs**

E-mail address verified. You can now continue.

sbrand@tennis.com.au

Change e-mail

Continue

1. Then click continue.

< Cancel

**Australian Government**  
**Department of Home Affairs**

New Password

Confirm New Password

Continue

1. Enter new password.

2. Confirm new password.

3. Continue



**Australian Government**  
**Department of Home Affairs**

Sign in with your email address

[Forgot your password?](#)

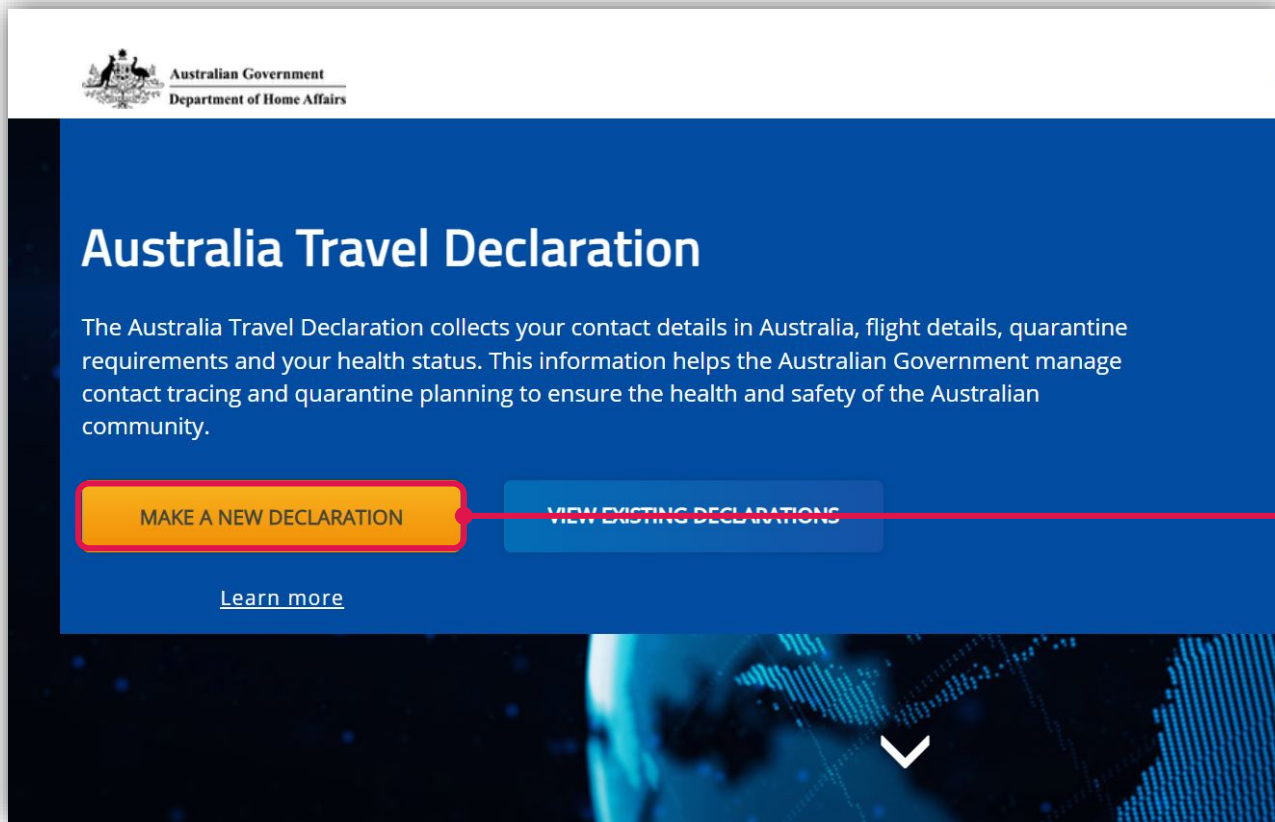
Sign in

Don't have an account? [Sign up now](#)

1. Enter Email address.
2. Enter new password.
3. Sign in

# How to make a Declaration

Desktop Version



The screenshot shows the desktop interface of the Australia Travel Declaration website. At the top left is the Australian Government logo and the text "Australian Government Department of Home Affairs". The main heading is "Australia Travel Declaration". Below the heading is a paragraph: "The Australia Travel Declaration collects your contact details in Australia, flight details, quarantine requirements and your health status. This information helps the Australian Government manage contact tracing and quarantine planning to ensure the health and safety of the Australian community." There are two buttons: "MAKE A NEW DECLARATION" (highlighted with a red border) and "VIEW EXISTING DECLARATIONS". Below the buttons is a link "Learn more". At the bottom of the page is a white downward-pointing chevron.

Once logged in, click 'Make A New Declaration'



[< Back to Home](#) / Make a new declaration

### Completing your Australia Travel Declaration



#### 1. Complete your Australia Travel Declaration

##### 3 to 7 days before you travel to Australia

You will need your passport, flight details, vaccination information and contact details.

Each adult should complete their own declaration. Parents should complete a declaration for children under 15 years of age.

You will receive an email with your completed declaration, which you can print or download.



#### 2. Get tested

##### Within 3 days before you travel to Australia

You must get a COVID-19 PCR test within 3 days of your flight to Australia.

You must present a negative test result to check-in to your flight.



#### 3. Show your Australia Travel Declaration

##### Before boarding and on arrival in Australia

You may be asked to show the outcome of your Australia Travel Declaration (ATD) before boarding and on arrival. This is available through your outcome email or through your ATD account.

Bring your evidence of vaccination and a negative COVID-19 PCR test result with you.



#### 4. Get tested again

##### After arriving in Australia

You must get tested for COVID-19 after you arrive. Currently, you are required to undertake a COVID-19 PCR test within 24 hours of arrival and again on day 6 after your arrival.

These requirements may vary so you need to check the requirements on [australia.gov.au/quarantine](https://australia.gov.au/quarantine) closer to your arrival.



You must get tested for COVID-19 within the 3 days before your flight, and after your arrival in Australia. If you do not get tested, you may face serious penalties, including jail time or fines up to \$11,000.

CONTINUE

Scroll down to the bottom of the page and Click 'Continue'

You will need your passport, flight details, vaccination information and contact details. Please ensure you complete the declaration at least 72 hrs before (but not earlier than 7 days) before you travel to Australia.

# Making a Declaration

## Desktop



Australian Government  
Department of Home Affairs

PRIVACY NOTICE CONTACT Jordyn SIGNOUT

< Back to Home / Make a new declaration

1. Your Details 2. Journey Details 3. Questionnaire 4. Summary 5. Declaration

### Step 1 - Your Details

Please add passport/travel document details for the person who will be travelling to AUSTRALIA. Alternatively, if you have used this service before, you can select a previously saved passport/travel document from the options list below.

- Add your passport / travel document details manually
- Use existing passport / travel document
- Upload your passport / travel document ⓘ

**Step 1:** Add your Passport/Travel documents manually or use existing or upload documents

Travel Document Holder \*

I am the passport/travel document holder  I am submitting details on behalf of somebody else *for example a family member*

Travel Document Type \*

- Select - ⓘ

Travel Document Number \*

Nationality \*

- Select -

Issuing Country / State \*

- Select -

Date of Issue \*

DD/MM/YYYY

Date of Expiry \*

DD/MM/YYYY

Given Name(s)

Family Name \*

Date of Birth \*

DD/MM/YYYY

Gender \*

- Select -

NEXT CANCEL

Adding manually

# Making a Declaration

## Desktop



1. Your Details   2. Journey Details   3. Questionnaire   4. Summary   5. Declaration

### Step 2 - Journey Details

Please enter your flight / journey details below, for your flight arriving into Australia. You can find these on your booking confirmation provided by your airline or travel operator.

If you are taking multiple flights / services within your journey, please enter the details of the flight / service that actually arrives at or departs from Australia below.

Please enter your flight number in the correct format, e.g. NZ103 (not NZ0103), QF2 (not QF002).

**Important** - Please only fill in details if you are travelling within the next 7 days. If you are not, please select 'CANCEL' below and return to the Australia Travel Declaration 7 days before you are due to depart.

Departure Country \*

Departure Date \*

Arrival Port \*

Flight Number \*

Arrival Date \*

Step 2: Complete the 'Journey Details'

### Step 3 - Questionnaire


Please answer the following questions for the named traveller.

#### Trip Information

1. Are you an Australian citizen, permanent resident or immediate family member? \* 

Yes  No

1.1. You must declare if you have visited, or will visit, any of these countries in 14 days prior to your flight to Australia: Botswana, Eswatini (Swaziland), Lesotho, Malawi, Mozambique, Namibia, South Africa, Zimbabwe. \*

Select 

1.3. Enter your intended length of stay in Australia. \* 

2. Have you travelled, or will you travel, in the 14 days prior to your flight to Australia?

Note: Giving false or misleading information is a serious offence. You may also be liable to a civil penalty for giving false or misleading information. \*

Yes  No

Step 3: Complete the 'Questionnaire'

### Q 5 – Transiting to Ade or Syd

#### 5.5. Phone number in Australia.

Note: This is an essential requirement. Your phone number may be used by health authorities to contact you should that be necessary. \*

Country \*

Malaysia +60

Phone Number \*

123489028

#### 5.6. Alternative phone number in Australia:

Country

Select

Phone Number

#### 5.7. Email contact details when in Australia: \*

#### 5.8. Within 14 days after arriving in Australia, or within 14 days after leaving quarantine, do you intend to travel to another state? \*

Yes  No

5.8.1. Please select one or more:

ACT - Australian Capital Territory  NSW - New South Wales  VIC - Victoria  QLD - Queensland  NT - Northern Territory  WA - Western Australia  TAS - Tasmania  SA - South Australia

If you are transiting in Melbourne and traveling to another state, click **Yes**


Otherwise, click **No**

### Q 7 – Past COVID diagnosis


7. Has a doctor ever told you that you had COVID-19, or have you ever tested positive for COVID-19? \*

Yes  No

7.1. Provide the month and year of diagnosis \*

7.2. What country were you in when you had COVID-19? \*

7.3. Do you have any evidence to show your positive COVID-19 test result? (If yes, bring your evidence with you when you travel). \*

Yes  No

If you click **Yes** for Q 7, fill up these info.  
Otherwise, click **No**

### Q 8 - Yes

You will have to **upload an evidence of your COVID vaccination** in Q 8.2.1 if you answered **yes**.

File uploaded should be not more than 5MB and in these following formats:

- PDF
- JPG
- GIF
- TIFF
- PNG
- WEBP

8. Have you ever received a COVID-19 vaccine? \*

Yes  No

8.1. How many individual COVID-19 doses have you received? \*

Select ▼

8.2. Do you have any evidence to show your vaccination history? (If yes, bring your evidence with you when you travel). \*

Yes  No

8.1. How many individual COVID-19 doses have you received? \*

2 ▼

8.1.1. First vaccination: Date: \*

DD/MM/YYYY 

8.1.2. First vaccination: Country: \*

Select ▼

8.1.3. First vaccination: Brand of vaccine: \*

Select ▼

8.1.4. Second vaccination: Date: \*

DD/MM/YYYY 

8.1.5. Second vaccination: Country: \*

Select ▼

8.1.6. Second vaccination: Brand of vaccine: \*

Select ▼

8.2. Do you have any evidence to show your vaccination history? (If yes, bring your evidence with you when you travel). \*

Yes  No

8.2.1. Upload evidence of your COVID-19 vaccination: \* 

Choose File No file chosen

# Making a Declaration

## Desktop



5. Are you transiting through Australia to another country? \* ⓘ

 ▼

6. Before you travel to (or transit through) Australia, you must present a negative COVID-19 test when checking in for your flight, unless you are exempt. The COVID-19 Polymerase Chain Reaction (PCR) test must be taken 72 hours or less before you depart for Australia. To find out if you are exempt or for more information, go to: [Coronavirus \(COVID-19\) FAQs for international travellers to Australia](#) | [Australian Government Department of Health](#) Click 'Yes' to acknowledge you understand this requirement. \*

 ▼

7. Has a doctor ever told you that you had COVID-19, or have you ever tested positive for COVID-19? \*

Yes  No

8. Have you ever received a COVID-19 vaccine? \*

Yes  No

9. Please provide your vaccination status. I am fully vaccinated with an [Australian approved or recognised COVID-19 vaccine](#). [<https://www.passports.gov.au/guidance-foreign-vaccination-certificates>]. I have evidence to support this. My last dose of the vaccine was at least 7 days before the day my flight is scheduled to commence. Note: You are required to provide this information if you are more than 12 years and 3 months old when your flight departs. \*

Yes  No

10. Which state or territory quarantine arrangement applies to you on arrival in Australia? Note: You must comply with public health requirements, including quarantine requirements in the state or territory of your arrival, and any other state or territory that you plan to travel to. Detailed information is available at [Quarantine](#) [<https://www.australia.gov.au/quarantine>]. \*

 ▼

11. Are you experiencing any symptoms of COVID-19, such as fever, sore throat or a cough? \* ⓘ

Yes  No

12. Have you, or anyone you are travelling with, been in contact with a known case of COVID-19 in the last 14 days? \*

Yes  No

NEXT

PREVIOUS

[CANCEL](#)

Q 11 and 12 – must answer no

# Submitting a Declaration

## Desktop



Australian Government  
Department of Home Affairs

PRIVACY NOTICE CONTACT Jordyn SIGNOUT

< Back to Home / Make a new declaration

1. Your Details 2. Journey Details 3. Questionnaire 4. Summary 5. Declaration

### Step 4 - Summary

Please review your details below before submitting your declaration. You can edit your details by selecting the 'Edit' button to the right of each section or by using the progress steps above.

**Important** – This declaration is only valid for the person named and travelling on the journey specified below.

**1. Your Details** [Edit](#)

Family Name Nationality Date of Birth

Gender Travel Document Number Issuing Country / State Date of Issue

A summary of all the information provided will then appear at Step 4.

Declaration

By ticking this box I have provided my consent and declaration to the matters explained in the [Important Notice](#). \*

SUBMIT CANCEL

Review it and tick the 'Declaration' tick box to confirm that everything is correct



### Declaration for Australia



#### Your Australia Travel Declaration has been assessed

Your responses indicate that you meet the requirements for a quarantine-free arrival into Australia where permitted by the jurisdiction of your arrival.

Please print or download this email and store it safely for use when requested on your day of travel.

#### QR Code



\*\*\* For agent use only \*\*\*  
Please present this QR code for scanning when requested by a government agent on your day of travel



Print



Download PDF

f25ec6e0-32fe-46ab-9955-981253ff01b9

You will see a green tick that your ATD is being processed.

# Making a Declaration

Mobile Version

# Making a Declaration

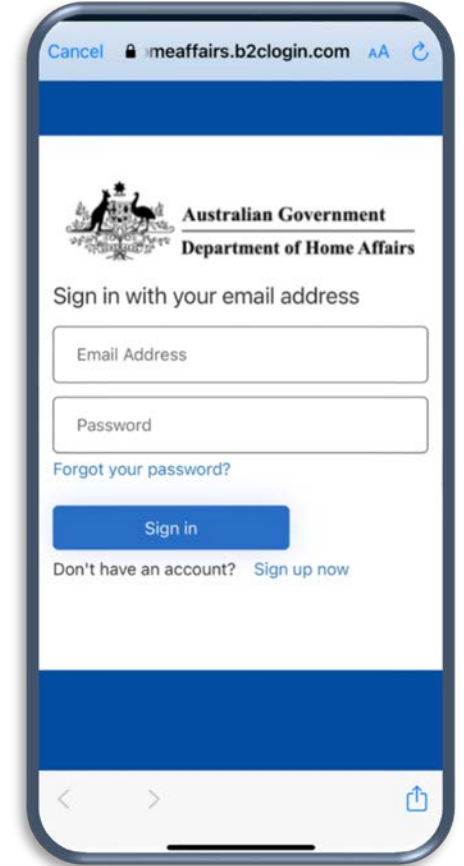
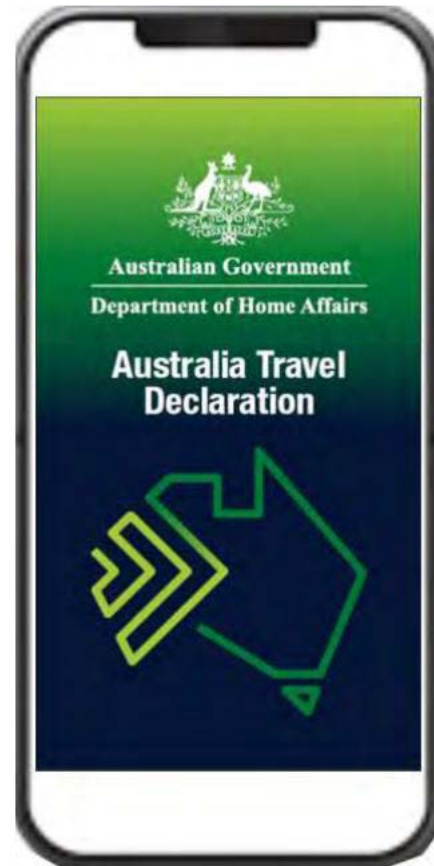
## Mobile App



**Step 1:** Download it on the App Store (Apple) or Google Play store (Android)

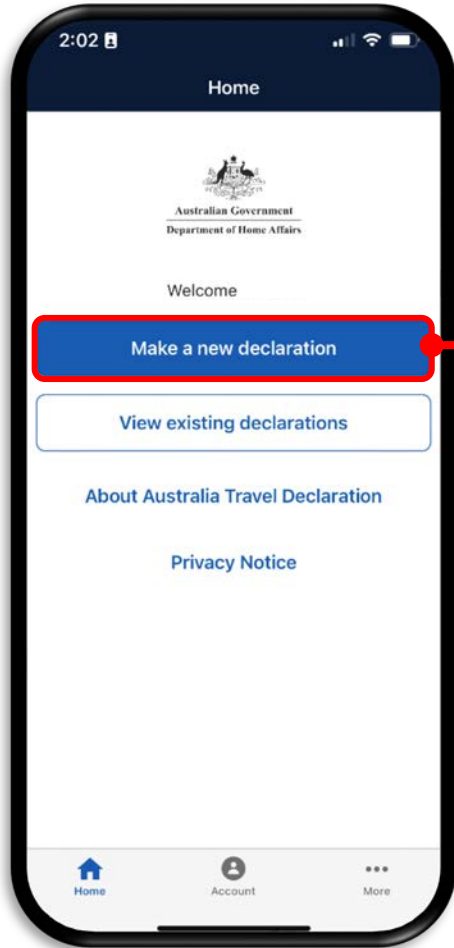
**Step 2:** You will see the opening screen and landing page of the ATD app as followed.

**Step 3:** You will be directed to sign up/sign in page. Follow the same steps as Slide 5-9.

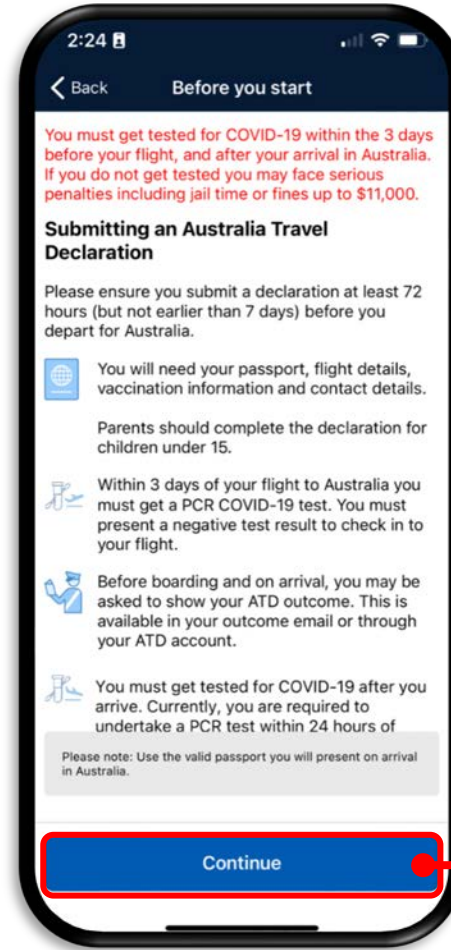


# Making a Declaration

## Mobile App



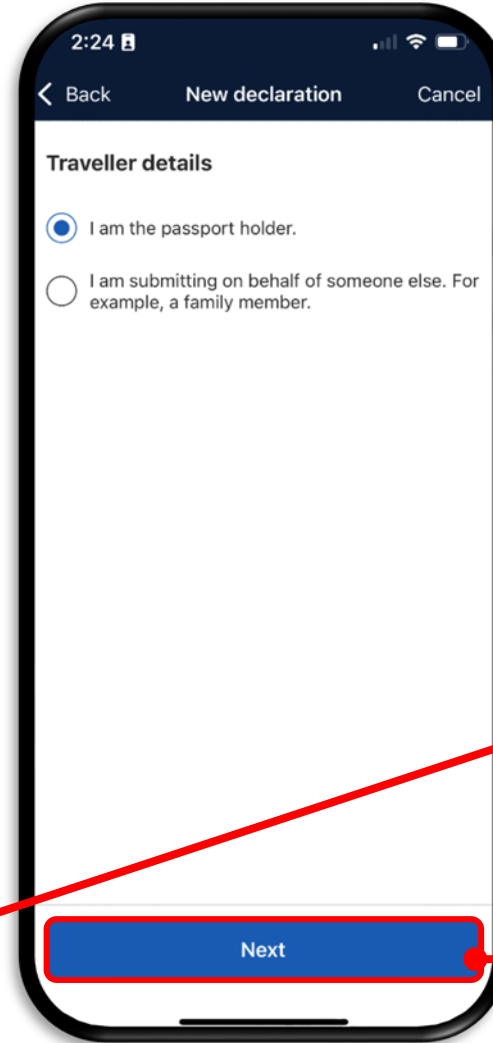
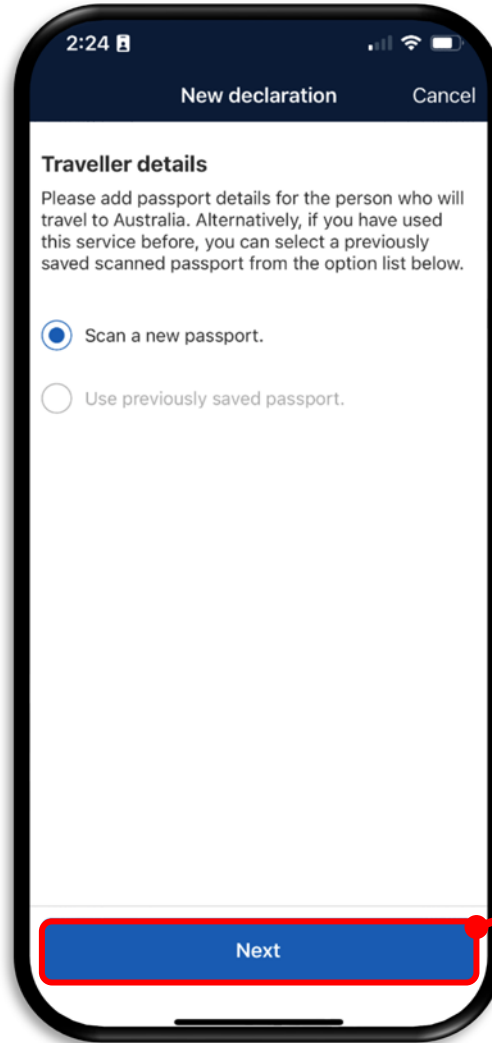
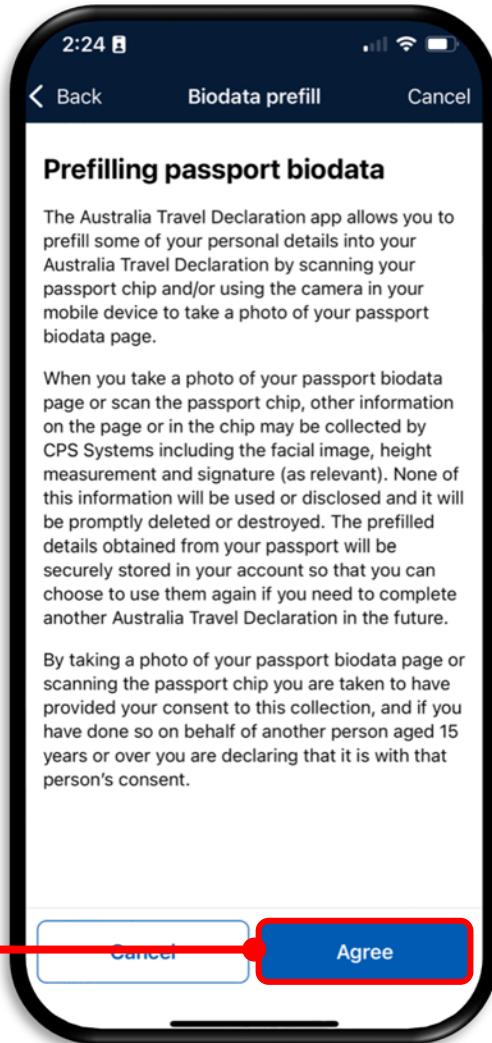
After accepting Terms & Condition,  
Click "Make a new declaration"



Click Continue

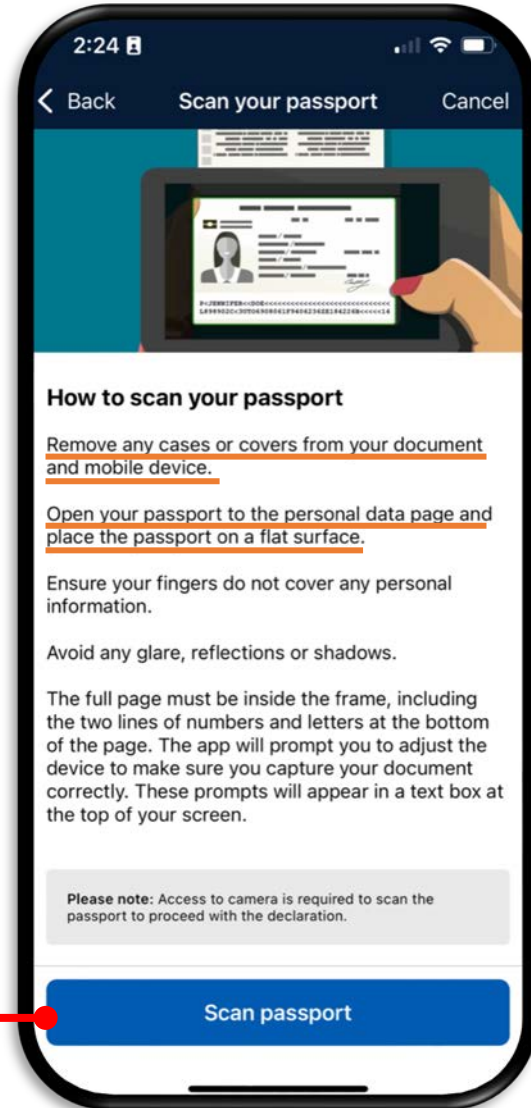
# Making a Declaration

## Mobile App

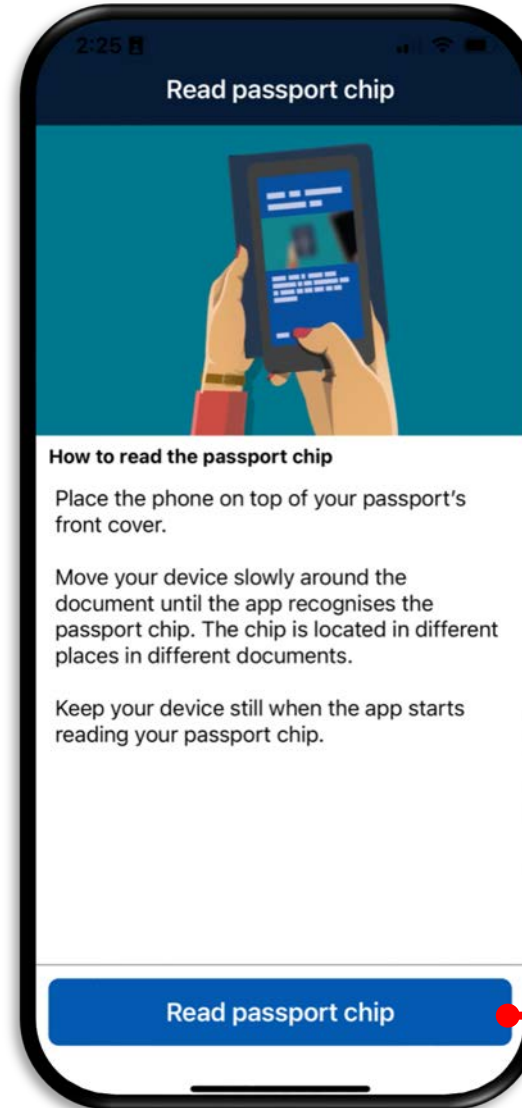


Click Scan a new passport then click next

OR Click I am the passport holder or submitting on behalf of someone else Click Next



Click Scan passport after you have followed the steps above



If you fail to scan your passport, flip the front cover and scan the passport chip.

Place phone on your passport front cover to scan the passport chip and click Read passport chip

# Making a Declaration

## Mobile App



Your information will be auto-filled after scanning

2:25

Confirm information

Nationality

Family name

Given name

Date of birth Sex

Passport number

Personal number

Date of issue Date of expiry

Country of issue

Reopen Confirm

After confirming your details, click on confirm

2:26

Back Questionnaire

Questionnaire

Please answer the following questions for the named traveller.

1. Are you an Australian citizen, permanent resident or immediate family member?

Yes

No

1.1. You must declare if you have visited, or will visit, any of these countries in 14 days prior to your flight to Australia: Botswana, Eswatini (Swaziland), Lesotho, Malawi, Mozambique, Namibia, South Africa, Zimbabwe.

Select

1.3. Enter your intended length of stay in Australia.

Save and exit Next

Complete the Questionnaire

### Q 1 – Omicron COVID

If you were in these countries, you have to click **Yes** and fill up these info.

Otherwise, click **No**

After confirming your details, click on confirm

# Making a Declaration Mobile App



## Q 2 – Past travelled countries

Click Yes if you will be travelling to other countries

Otherwise, click No and click Next

3:14

Back Questionnaire

2. Have you travelled, or will you travel, in the 14 days prior to your flight to Australia?  
Note: Giving false or misleading information is a serious offence. You may also be liable to a civil penalty for giving false or misleading information.

Yes  
 No

2.1. You must provide a list of all countries you have visited, or will visit, in the 14 days prior to your flight to Australia. ⓘ

+ Add another

Save and exit Next

3:15

Travel details Cancel

Country  
Select

City

Arrival date  
DD/MM/YYYY

Departure date  
DD/MM/YYYY

Save

If you click yes, fill up details of every country

### Q 5 – Transiting to Ade / Syd

Click the relevant states that you are travelling to

You can select one or more

Click Next when you have completed

3:16

< Back Questionnaire

5.8. Within 14 days after arriving in Australia, or within 14 days after leaving quarantine, do you intend to travel to another state?

Yes

No

5.8.1. Please select one or more:

- ACT - Australian Capital Territory
- NSW - New South Wales
- VIC - Victoria
- QLD - Queensland
- NT - Northern Territory
- WA - Western Australia
- TAS - Tasmania
- SA - South Australia

Save and exit Next

3:15

< Back Questionnaire

5. Are you transiting through Australia to another country? ⓘ

No ▼

5.4. Provide your address in Australia - street number & name: ⓘ

Enter address to search

5.5. Phone number in Australia. ⓘ  
Note: This is an essential requirement. Your phone number may be used by health authorities to contact you should that be necessary.

+XX ▼ Enter telephone

5.6. Alternative phone number in Australia: ⓘ  
(Optional)

+XX ▼ Enter telephone  
(Optional) (Optional)

5.7. Email contact details when in Australia:

Save and exit Next

If you click no, you must provide your address

Click next when you are done

### Q 7 – Past COVID diagnosis

If you click **Yes** for Q 7,  
fill up these info.

Otherwise, click **No**

3:59

Questionnaire

7. Has a doctor ever told you that you had COVID-19, or have you ever tested positive for COVID-19?

Yes

No

7.1. Provide the month and year of diagnosis

Select

7.2. What country were you in when you had COVID-19?

Select

7.3. Do you have any evidence to show your positive COVID-19 test result? (If yes, bring your evidence with you when you travel).

Yes

No

Save and exit Next

### Q 8 – Evidence of COVID vaccination

Click here to **upload an evidence of your COVID vaccination** in Q 8.2.1 if you answered **yes**.

File uploaded should be not more than 5MB and in these following formats:

- PDF
- JPG
- GIF
- TIFF
- PNG
- WEBP

4:01

Questionnaire

Anguilla

8.1.6. Second vaccination: Brand of vaccine:

COMIRNATY (BioNTech/Pfizer)

8.2. Do you have any evidence to show your vaccination history? (If yes, bring your evidence with you when you travel).

Yes

No

8.2.1. Upload evidence of your COVID-19 vaccination: ⓘ

+ Attach file

8.2.2. Do you have additional evidence of your COVID-19 vaccinations?

Yes

No

Save and exit Next

# Making a Declaration

## Mobile App



3:17

< Back Questionnaire

11. Are you experiencing any symptoms of COVID-19, such as fever, sore throat or a cough? ⓘ

Yes

No

Save and exit Next

Q 11 – Must answer No

3:17

< Back Questionnaire

12. Have you, or anyone you are travelling with, been in contact with a known case of COVID-19 in the last 14 days?

Yes

No

Save and exit Next

Q 12 – Must answer no

# Submitting a Declaration

## Mobile App



A summary of all the information provided will then appear at Step 4.

Review it and tick the 'Declaration' tick box to confirm that everything is correct

3:17

< Questionnaire Summary Save and exit

of the vaccine was at least 7 days before the day my flight is scheduled to commence.

Yes

10. Which state or territory quarantine arrangement applies to you on arrival in Australia? Edit

Note: You must comply with public health requirements, including post-arrival testing and quarantine requirements in the state or territory of your arrival, and any other state or territory that you plan to travel to. Detailed information is available at [Quarantine \[https://www.australia.gov.au/quarantine\]](https://www.australia.gov.au/quarantine). Warning: Penalties apply for breaches of state and territory health orders.

**Quarantine free arrival (fully vaccinated to NSW, Victoria and ACT only)**

11. Are you experiencing any symptoms of COVID-19, such as fever, sore throat or a cough? Edit

No

12. Have you, or anyone you are travelling with, been in contact with a known case of COVID-19 in the last 14 days? Edit

No

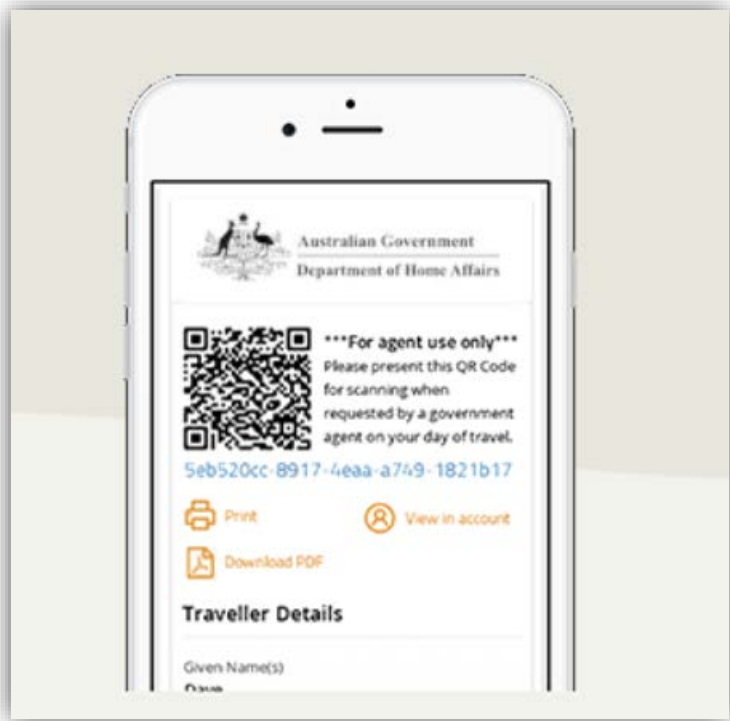
**Declaration**

By ticking this box I have provided my consent and declaration to the matters explained in the [Important Notice](#).

Submit

# Submitting a Declaration

## Mobile App



Once the declaration has been completed a QR code will appear on the webpage. This is **NOT** the QR that needs to be shown before boarding your flight to Australia.

The correct QR code that needs to be shown will be emailed to you or you can log in and view from your account.

# Understanding the Assessment Status

Desktop and Mobile



Once you have completed your declaration, you will receive an email that acknowledges:

- the submission of your declaration
- The assessed risk outcome status of the traveller

Your declaration will also be stored in your account for later retrieval.

A sample email is show as followed:



 **Australian Government**  
**Department of Home Affairs**

Dear <Traveller name>

We have received your Australia Travel Declaration on 01 Nov 2020 21:12 (UTC)

**Status**

 **Your Australia Travel Declaration has been assessed**

Your Australia Travel Declaration has been assessed as meeting the criteria for a quarantine-free flight.

This assessment is based on your health status and your declaration that you are travelling to Australia from a country in Australia's safe travel zone.

If your health status changes, you should reconsider your need to travel until you are well again.

If you are found to be travelling from a country that is not in Australia's safe travel zone, you will need to quarantine on arrival in Australia.

**R Code**



Sample email (continued):

**R Code**



**Declaration Details**

**Given Name**

Tai

**Family Name**

Macdonald

**Travel Document**

n98797987987

**Submission (UTC)**

01 Nov 2020 21:12

**Valid Until (UTC)**

10 Nov 2020 21:12

**Departure Country**

Afghanistan

**Departure Date**

04 Nov 2020



**IMPORTANT NOTE:**

You should print or download this email and store it safely for use when request on your day of travel.



The completed Australia Travel Declaration may be used by airlines to identify your eligibility for flights.



### Green tick status:

- You are travelling from a safe zone
- Eligible for a quarantine free flight

However, if you are found to be travelling from a country that is not in Australia's safe travel zone, you will need to quarantine on arrival.



### Blue hourglass status:

- You have not been in a safe zone for 14 days or more
- You have not indicated that you have COVID-19 symptoms nor have they been in contact with a COVID-19 positive case
- Not eligible for a quarantine-free flight

If your health status changes, you need to reconsider to travel until you are well again.



### Red cross status:

- You may present a risk to public health
- You may be denied by your airline if you try to board your flight
- Contact your airline or travel operator about your travel arrangements
- If your airline allows you to board, you will need to quarantine on arrival