

Tennis West

2009/10 Annual Report

20⁰⁹₁₀





PO Box 116
BURSWOOD WA 6100

State Tennis Centre
Victoria Park Drive
BURSWOOD WA 6100

P: (08) 6462 8300
F: (08) 9361 1500

www.tennis.com.au/wa
info@tenniswest.com.au

Corporate Profile	3
President's Report	4
Chief Executive Officer's Report	5
Membership & Clubs	6
Community Tennis	8
Athlete & Coach Development	10
The 100 Club	11
Regional Tennis	12
Tennis League & Tournaments	15
Facilities & Tennis 2020	16
Sponsor Acknowledgements	17
Sponsors	18
Women in Tennis	19
Tennis Officials Australia – WA Division	20
Tennis Seniors Western Australia	21
State Tennis Centre	23
Office Bearers, Life Members & Committees	24
Significant Achievements	26
Tournament Results and Awards	28
Treasurer's Report	34
Financial Statements	35
Independent Audit Report	58

TENNIS WEST

Tennis West is Western Australia's governing body for tennis, and manages all aspects of the sport, from elite player development, to growing participation within the affiliated club network and community.

Tennis West is headquartered at the State Tennis Centre on the Burswood Peninsula, with affiliated bodies located as far north as Kununurra, south as Albany and as far inland as Kalgoorlie.

HERITAGE

Tennis in Western Australia had its beginnings in the family homestead environment in both metropolitan and country areas. With the gold rushes in the last decade of the nineteenth century came the growth of tennis clubs. After two unsuccessful attempts a tennis association was established to arrange inter-club competition and determine the status of tournaments.

On 17 April 1903, a motion was passed 'that an Association be formed to be called the Lawn Tennis Association of Western Australia (LTAWA)'. The new LTAWA then confirmed its decision, on 14 October 1904, to join the Australasian Lawn Tennis Association (ALTA).

It was in 1912 that the name Western Australian Lawn Tennis Association (WALTA) was adopted. In the 1990s, in keeping with a move by the National body to use the trading name Tennis Australia, the acronym WALTA was cast aside for Tennis West.

During the 1980s, the prospect of the Association having its own offices and tennis complex always appeared to be just around the corner. On 20 September 1994, the new State Tennis Centre was officially launched on the Burswood Peninsula.

From uncertain beginnings, with the strains of the war and the division between amateurs and professionals, the Association has grown from a few small clubs conducting winter pennant tennis to administering one of the state's major sports.

[Reference: Phillips, Harry (1995) Tennis West: A History of the Western Australian Lawn Tennis Association from the 1890s to the 1990s. Sydney: Playwright Publishing]

VISION STATEMENT

A thriving tennis culture in Western Australia

MISSION STATEMENT

To create a comprehensive support system for tennis in Western Australia

ORGANISATIONAL STRUCTURE

The Tennis West Council consists of members representing all Affiliated Tennis Clubs in WA. The number of representatives from a Metropolitan Club is derived from the number of members the Club has during that financial year.

The Country Clubs are represented by Zone Delegates. These delegates are appointed by the individual Tennis Zone committee. The number of Zone delegates is derived from the number of Club members within the Zone. The Tennis West Council meets on a bi-monthly basis.

The Tennis West Board of Directors is made up of 9 members. The Board of Directors are voted to office by the Council on a 2-year tenure. Any vacancies arising are appointed by the existing Board of Directors to a casual position until that position comes up for renewal at the next AGM. The Tennis West Board of Directors meets on a monthly basis.

The Tennis West Chief Executive Officer is appointed by the Board to oversee the operations of the Association.



I hereby present the 107th Annual Report, including the Audited Financial Statements for the year ended 30 June 2010.

This was the first full year of my Tennis West presidency and the focus on grassroots tennis was again the main priority. It has been our view at Tennis West, in recent times, that greater investment was required from Tennis Australia in Community Tennis and the Member Associations. As a Member Representative at Tennis Australia, along with Vice President of Tennis West Jim Davies, we campaigned for this.

In October Tennis West's Board nominated Paul McNamee for the presidency of Tennis Australia, to bring new ideas and a greater emphasis on decentralization to the role. The current President Geoff Pollard had been in the role for the best part of twenty years, and we were not alone amongst the Member Associations in feeling that change would be healthy and was overdue. Paul missed out in a very close contest in the election. However, the process had the effect of bringing change from Tennis Australia, with the very significant increase in investment in Community Tennis nationally, and the Member Associations, that followed. Governance changes were also made at Tennis Australia and Paul stood again for the Presidency when Geoff Pollard announced that he would not re-nominate for the position. He again missed out, to Stephen Healy (President Tennis NSW), but the second election brought further impetus to the increasing investment from Tennis Australia nationally in grassroots tennis. We hope it will bear fruit.

After three difficult years, that followed a reduction in Tennis Australia funding of Tennis West, the Association's finances are again back on a strong footing, following the achievement of a healthy net surplus. We can now get back to properly resourcing our efforts to service clubs and the tennis community. A mobile Community Tennis Officer is being recruited, and the Board investigated a number of initiatives in the past year to grow, and provide better value to, the affiliated club network, including changes to our affiliation charging structure. Recent reform to Tennis League has taken place, to trial shorter seasons for greater player flexibility, and we continued to work on governance and the Constitution in a benchmarking process undertaken by KPMG, the results of which will be seen in early 2010-11.

At the Annual General Meeting we welcomed two new Board Directors, with the election of Siobhan Drake Brockman and Loretta Hughes. Paul Olivier and Helen Morgan departed the Board, and I thank them for their very significant contributions to Tennis West.

There were some tremendous highlights during the year. The State League Finals were wonderfully staged by Cottesloe Tennis Club, the result of the Men's tie going right to the wire; the Cottesloe and Hensman Park players having to re-convene the next day.

Cottesloe Tennis Club took both titles and were worthy winners. Pro Circuit events at Kalgoorlie and Esperance again brought top class tennis to regional WA. Matt Ebden's emergence in the course of the Circuit was



Dean Williams, President Tennis West

followed up with success later in the season, and we were proud to see him picked for two Davis Cup squads. I traveled to Esperance for the Cliffs International there and saw first-hand the wonderful work done by the Esperance Club and its volunteers to make this inaugural event the success it was.

The ITF Super Seniors World Championships, staged at Robertson Park was another highlight, about which more is written in the Tennis Seniors WA report in this document.

The WA Tennis Industry Awards Night in May was held in the Governor's House Ballroom. It was a great night in a wonderful setting. We said goodbye and made a presentation to Cathy Smith, who has retired from her work for Tennis Officials Australia (WA), after serving the organization, Tennis West and tennis in WA with such distinction. It was great to see the emergence of young WA talent, such as Jack Lyttle, invited to the French Open as Australia's representative in a world event hosted by Longines.

I wish to thank the Board and the staff of Tennis West for their support and their contribution to Tennis West through the year. A great deal has been achieved. We have sought to strengthen relations with our affiliated clubs and I believe this has been achieved. We are privileged to have so many wonderful volunteers in tennis in WA, and I am delighted we were able to recognise a number of them at such events as our Volunteers Cocktail Party and in Tennis West's Hopman Cup Box. We need to all work together to reinvigorate tennis in WA and it will continue to be my task to ensure that this happens.



Dean Williams
President – Tennis West

The 2009-10 financial year was an exciting one for Tennis West and tennis in Australia.

There was a marked increase in investment from Tennis Australia in grassroots tennis and the Member Associations. Tennis West benefited across a number of areas, notably with increased funding into Community Tennis and improved resourcing in Marketing and Player Development.

Tennis West's strategy revolved around greater focus on our core business – servicing our clubs and the community, offering quality competition opportunity for all, and managing the State Tennis Centre bottom line to ensure it does not put a strain on Association finances.

The year produced a net surplus of just over \$63,000 in aggregate, driven in the main by larger than budgeted grant income, from Tennis Australia and the Department of Sport and Recreation (DSR) in particular. It should be noted, however, that expense control was a feature of the net result. Tennis West remains grateful to its main funding partners – Tennis Australia, DSR and Healthway – as well as all its commercial sponsors. The world was in the grip of the GFC but Tennis West managed to get through unscathed, managing its investments prudently and replenishing its reserves after three difficult years.

We welcomed the D'Arcy Slater Foundation as our new sponsor of the Regional Boys Cup, and continued to appreciate the support of Hyundai, CBH, Wilson, Linneys, Chambers Insurance Brokers and our other sponsors.

Tennis League is a major focus of what we do. This year League was again sponsored by Hyundai, and remained strong in terms of participation numbers – 866 teams in Summer League and an estimated 5,000 players, making our League the largest single pennant competition, we believe, in the country.

Hyundai State League was won, in both Men's and Women's divisions, by Cottesloe Tennis Club. The club hosted both finals and did so superbly, attracting very good spectator numbers. Cottesloe also supplied the two Hyundai State League players of the year in Callum Beale and Bojana Bobusic.

Of Western Australia's top professional players, Casey Dellacqua was again the stand-out in what was a difficult year for many. Casey came back from a persistent shoulder injury to reach the third round of the Australian Open, although her season was largely curtailed by injury. Brydan Klein was suspended from the Men's tour for poor behavior and Jessica Moore struggled after her successes of the previous year. However, Matt Ebden's career took off, rising to the top 200 in the world and earning a place in Davis Cup squads.

The November Pro Circuit feature two combined Men's and Women's Pro Circuit events, in Kalgoorlie and Esperance. Thanks are extended to Goldfields TC and Esperance TC, in particular, for the effort they put in to hosting these events. Esperance was new to the calendar and was a huge success, enjoying significant national and local media attention and good spectator numbers, seated on a grandstand constructed by David Campbell who was instrumental in much of what was achieved at the event. Alicia Molik (SA) was beaten by Olivia Rogowska (Vic) in a 3 set final, testimony to the strength of the Women's draw in particular at this event.



Andrew Stanbury, CEO Tennis West

Margaret River hosted an Australian Money Tournament for the first time, local rising star Matt Ebden taking out the title. This event, along with those at Kalgoorlie and Esperance, featured Community Action Programs, funded by DSR, which sought to leverage the tournaments for the benefit of tennis in the local community. Amongst other initiatives schools were brought to the events for Hotshots and Hotshots Challenge events.

Hotshots, Tennis Australia's flagship program for kids (aged 7-12 years), was a major success in WA this year. Over 14,000 kids in total experienced Hotshots sessions, the majority in schools now that the program is targeted to them.

Tennis West was also successful in implementing Tennis Australia's 2020 Tennis Facilities strategy in WA, signing up seven centres (clubs) for Regional Tennis Centre status – Alexander Park TC, Blue Gum Park TC, Midland TC, Reabold TC, Sorrento TC, Goldfields TC (Kalgoorlie) and Geraldton TC. This is only the start of a long process designed to improve our tennis facilities and the way they are managed. Those clubs selected in this process to date are all proactive clubs and we thank them for their commitment to working with us.

Other highlights included the appearance of Paul McNamee as our 'legend' at the January Legends Breakfast during the Hopman Cup, which attracted 302 attendees. The National Court Rebate Scheme continued to assist WA club infrastructure projects, demonstrating Tennis Australia's commitment to improving facilities nationally.

Tennis West's Academy program, now ostensibly run by Tennis Australia under Michael Robertson, produced excellent results despite the loss of luminaries such as Brydan Klein and Jessica Moore in recent years. Storm Sanders and Teiwa Casey acquitted themselves really well at the Junior Australian Open, aged only 15 in each case, and Jack Lyttle and Anja Dokic have emerged as top younger players to watch for the future.

Finally I would like to extend my thanks to the staff for their commitment and hard work, and to all the volunteers at our affiliates, who are the life blood of their clubs and the sport in WA. My thanks also go to President Dean Williams and the Board for their continued support of me and, more importantly, tennis in WA.



Andrew Stanbury
Chief Executive Officer

MEMBERSHIP DETAILS			
	2009/10	2008/09	2007/08
Metro Clubs	70	66	64
Country Clubs	128	124	127
	198	190	191
Metro Members	12,835	12,875	13,576
Country Members	7,315	7,461	8,033
	20,150	20,336	21,609
Tennis Coaches Australia – WA	0	0	165
Tennis Officials Australia – WA	0	33	0
Tennis Seniors Australia – WA	606	681	742
Associate Members*	-	95	65
	606	809	972
*Affiliated Body does not have specific Tennis membership; therefore membership is based on the number of courts at the facility.			

2009/10 METROPOLITAN AFFILIATED CLUB NETWORK

Alexander Park	Maida Vale
Allen Park	Manning
Applecross	Maylands
Armadale	Melville-Palmyra
Baldivis	Midland Lawn
Bassendean	Mosman Park
Bayswater	Mt Lawley
Belmont Park	Next Generation Perth South
Blue Gum Park	Nedlands
Brixton Street	Nollamara
Bull Creek	North Beach
Canning	North Perth
City Beach	North Shore
Claremont	Ocean Ridge
Cockburn	Old Collegians
Corinthian Park	Onslow Park
Cottesloe	Parkwood
Daglish	Peppermint Grove
Dalkeith	Reabold
East Fremantle	Robertson Park
Floreat Park	Rockingham
Forrestfield	Roleystone
Fremantle	Royal Kings Park
Glen Forrest	Safety Bay
Gosnells Memorial Park	Scarborough
Greenwood	Shenton
Hensman Park	Sorrento
Higgins Park	South Perth
Kalamunda	Tennis Seniors WA
Kardinya	Thornlie
Kelmscott	UWA
Kingsley	Wanneroo
Kwinana	Wembley Downs
Leederville	Willetton
Lesmurdie	
Loton Park	

2009/10 REGIONAL AFFILIATED CLUBS & ZONES

Central Districts

Beverley
Cadoux
Cunderdin
Dowerin
Kellerberrin
Koorda
Meckering
Merredin Districts
Merredin Railways
Northam
Nungarin
Quairading
South Caroling
Wamenusking
Wyalkatchem
York

Eastern Districts

Ardath
Bruce Rock
Corrigin
Hyden
Kondinin
Kulin
Moorine Rock
Mt Arrowsmith
Mt Walker
Muntadgin
Narambeen
Southern Cross

Gascoyne

Carnarvon

Goldfields

Goldfields

Great Southern

Gnowangerup
Katanning
Kojonup
Kukerin
Lake Grace
Newdegate
Pingaring
Tambellup
Tarin Rock

Kimberley

Broome
Kununurra

Lower Great Southern

Denmark
Emu Point
Kendenup
Lawley Park
Merrifield Park
Mt Barker
Tenterden

Midwest

Ajana
Binu
Chapman Valley
Dongara
Geraldton
Kalbarri
Mullewa
Northampton
Spalding Park
Tarcoola Park
Walkaway
Yuna

Moore Districts

Badgingarra
Ballidu
Bolgart
Buntine
Calingiri
Gingin
Goomalling
Jurien Bay
Kalannie
Konnongorring
Milling
Moora
Toodyay
Wongan Hills
Wannamal
Wubin
Yerecoin

North Midlands

Carnamah
Coorow
Latham
Mingenew
Morawa
Perenjori
Three Springs

Peel

Mandurah
Singleton-Golden Bay
South Mandurah
Yunderup

Pilbara

Karratha
Newman
Port Headland
Tom Price

South Coast

Esperance
Ravensthorpe

South West

Australind
Boyup Brook
Bridgetown
Bunbury
Busseton
Collie
Cowaramup
Donnybrook
Dunsborough
Harvey
Margaret River
Ringbark

Upper Great Southern

Boddington
Brookton
Cuballing
Darkan
Dudinin
Dumbleyung
Highbury
Moodiarrup
Narrogin
Narrogin Railways
Pingelly
Pumphreys Bridge
Ten-Mile
Toolibin
Wagin
Wickepin
Yealering

CLUB CONFERENCE

The 2009 Tennis West Club Conference was held on September 19, and was one of the most well received conferences we have held in recent years, with 81 club representatives in attendance, compared to 25 in 2008.

The conference was also attended by key personnel from Tennis Australia who presented on the future of tennis and changes at Tennis Australia, as well as topical subjects relevant to club representatives such as club-coach contracts and facility grants.

The latter part of the conference included a session presented by Tennis West Board Member and Director of 303 Marketing, Jim Davies. The presentation, entitled "Develop or Die" was primarily aimed at educating club representatives about how to sustain and grow their clubs.

SUNSMART CLUB CONNECT PROGRAM

The Club Connect program continued to provide affiliated metropolitan clubs with a direct link to Tennis West, ensuring the relationship and communication levels between clubs and Tennis West staff remains strong. The program was again funded by Healthway through the SunSmart message, providing metropolitan clubs the opportunity to apply for a \$200 grant to conduct an event focused on increasing club membership.

The 2009/10 season saw 12 clubs receive the \$200 SunSmart Club Connect grant. Club activities conducted with the funding included a Rest and Relaxation Tournament, Junior Tournament, MLC Tennis HotShots Challenge and Corporate day. These activities in aggregate exposed a total of 1,100 people to the sport of Tennis.

The metropolitan clubs involved in the 2009/10 Club Connect Program were: Bayswater, Tennis Seniors, Lesmurdie, Mosman Park, East Fremantle, Blue Gum, Rockingham, Onslow Park, Kalamunda, Brixton Street, Melville-Palmyra and North Beach.

Clubs that hosted a Club Connect Event were provided with a SunSmart pack consisting of a SunSmart Sign, SunSmart shirt, hat, sunscreen and other SunSmart collateral to use as prizes and giveaways at the event.



SunSmart Round Robin Tournament at Rockingham Tennis Club

TENNIS FOR PEOPLE WITH INTELLECTUAL DISABILITIES

Four ID Coaching Programs were held each term during 2009/10 at the State Tennis Centre and Brixton Tennis Centre. On average, a total of 25 participants, ranging in age from 6-50 years old, took part in the programs each term. These programs are extremely popular with the participants, with many continuing to enroll term after term.

A weekday program was introduced for the first time during 2009/10. This program has been well received so far, after being developed in response to a large number of Disability Service Provider requests for programs for their mature-aged clients during the week.



Weekday ID Coaching Program at the State Tennis Centre

WHEELCHAIR TENNIS

Wheelchair Tennis resumed again in 2009/10, with group coaching programs running at Wheelchair Sports WA in Term 4 and Term 1.

The free 6-week group coaching program was promoted and delivered in collaboration with Wheelchair Sports WA, who provided the venue and marketed the program to their extensive database of participants. The Term 4 program commenced with a "Come and Try" evening which attracted a total of 8 players with ages varying between 12-45 years old. All 8 participants subsequently registered for the 6 week coaching program in Term 4 and Term 1. At the conclusion of each term program a mini-tournament was held for all players.

Given the rising demand for Wheelchair Tennis, Tennis West purchased eight specially designed tennis wheelchairs in December 2009. This will enable Tennis West to deliver the Wheelchair Tennis Program at the more centrally located State Tennis Centre.

SPECIALIST TENNIS HIGH SCHOOL PROGRAMS

Tennis West continued its support of the high schools that are accredited with Special Tennis Program status. These schools offer students the opportunity to focus on tennis as part of their schooling.

Tennis West promotes these schools on our website and provides assistance as required.

INDIGENOUS TENNIS PROGRAM

The Indigenous Tennis Program continued to be one of Tennis West most successful participation programs. The 2009/10 program, supported by Tennis Australia, the Australian Sports Commission and the Department of Sport & Recreation, ensured Indigenous children across the State had the opportunity to participate in tennis. The program comprised of tennis in schools sessions, club linking programs and the annual Harmony Day tournament.

Throughout 2009/10 eleven schools took part in the Tennis-in Schools program - five regional and six metropolitan, with a total of 1,240 participants. The schools involved were: Middle Swan, Bentley, Carlisle, West Northam, Midvale, Swan View, Clayton View, Spencer Park, Beachlands, Rangeway and Mt Lockyer.

In line with the Department of Sport and Recreation's direction of linking more Indigenous children into the club system, four free Come and Try sessions were held at local clubs across the State. Across the four venues a total of 71 participants attended the Come and Try Events.

HARMONY DAY TOURNAMENT

The State Tennis Centre played host to the Annual Indigenous Interschool Tennis Challenge on March 26 with four schools - Middle Swan PS, Bentley PS, West Northam PS and Clayton View PS - all vying for the 2010 title.

The event was designed to give the children who had been participating in the 2009/10 Indigenous Tennis in Schools program, an opportunity to put all of their newly acquired skills to the test. Participants were able to represent and compete for their schools, with newcomer Bentley Primary School taking out the title.

All participants were treated to a sausage sizzle after the event and received a prize for their participation. Overall, the event was an overwhelming success and an enjoyable experience for all those involved. The schools involved were provided with funding for Teacher relief and bus travel.



2010 Harmony Day Tournament

MLC TENNIS HOT SHOTS

The 2009/10 MLC Tennis Hot Shots Program has been a huge success. The program was broken up into four components consisting of: Club Programs, School Sessions, Challenge Events and Active After Schools Programs.

In 2009/10 there were 34 registered Hot Shots Coaches in Western Australia, and 18,358 participants who took part in the various programs.

MLC Tennis Hot Shots has been well received by clubs, coaches, children and parents, and Tennis West looks forward to being able to expand the program in future years.

MLC TENNIS HOT SHOTS CHALLENGES

MLC Tennis Hot Shot Challenges evolved from First Game Tournaments which were founded in WA four years ago. The Challenges are a fantastic way for children to put their newly acquired tennis skills to the test in a competitive, yet friendly environment that gradually introduces the children to real game play.

In 2009/10 there were 19 Hot Shot Challenge events conducted throughout the State at the following clubs and centres: Robertson Park, Busselton, Next Generation Perth South, Onslow Park, Sorrento, Margaret River, Bunbury, Baywater, Dalkeith, Mosman Park, Goldfields, Brixton Street and the State Tennis Centre.

VOLUNTEER INVOLVEMENT PROGRAM

Tennis West recognises the hard work that volunteers contribute to our game. The Volunteer Involvement Program gives each affiliated tennis club the opportunity to nominate their club or someone within their club to receive awards at the Annual Tennis Industry Awards Night.

This year saw a very high standard of nominees from all over Western Australia. The 'Sports Trophy Club of the Year' was awarded to Midland Lawn Tennis Club who actively participated in many Tennis West initiatives, and were exceptional in delivering these to the community.

The 2009/10 'Bandit by Houghton' Volunteer of the Year was awarded to Sue Toole from Kardinya Tennis Club and Tony Glass from Reabold Tennis Club. Both Sue and Tony exhibited outstanding commitment and dedication to their respective clubs during the 2009/10 season.

The Chambers Service to Tennis Award was presented to Janniel Harris from the Midwest Zone and Shane Power from the Goldfields Tennis Club. Both Janniel and Shane have each devoted over 10 years of service to their clubs, contributing in too many ways to list.

NATIONAL ACADEMY

The National Academy – Perth (NA) continues to operate under the guidance of Michael Robertson and Callum Beale. The Academy program continued to develop and enjoyed significant success in the year. A vast majority of athletes were selected on Tennis Australia tours, on which they travelled internationally to compete against the world's best players in their peer group. Tennis Australia continues to provide international opportunities for aspiring players as it has shown to be invaluable in an athlete's development.

Through the National Academy each athlete accesses a support team which assists in their development (Strength and Conditioning Coach, Sports Physician, Physiotherapist, Sports Psychologist, Sports Nutritionist). Each week all Academy athletes are offered eight on-court training sessions, five off-court training sessions, plus time spent with other service providers. This holistic approach supported by the Academy also extends to the parents, through various information nights held throughout the year.

Notable recent results include National Titles won by Jack Lyttle and Anja Dokic. Storm Sanders was awarded a position on the Australian Junior Federation Cup team. After helping the team qualify for the world group, Storm will compete for the title in Mexico later in 2010. In the coming year the NA aspires to have select athletes transition into the Australian Institute of Sport (AIS) tennis program, which is the next step in their development.



Jack Lyttle representing Australia at the Longines Rising Star Challenge at the French Open

TENNIS WEST ACADEMY

The Tennis West Academy (TWA) is a program that assists in the development of elite juniors, aligned closely with the National Academy (NA). This program plays several important roles with respect to the athlete development pathway. The primary goal of the TWA is to transition players into the NA by fulfilling the necessary criteria. It also acts as the next progression for athletes graduating from the Talent Development Squad (TDS). Athletes up to the age of 16 can transition into the NA; however the TWA still provides a training environment for those athletes beyond this age who may continue to pursue a professional tennis career or endeavour to play college tennis in the US. In the past twelve months 4 athletes have transitioned from the TWA to NA, and 3 athletes have moved into the TWA from the Talent Development Squad program.

The TWA is headed by Len Cannell, who is also the strength and conditioning coach for all three academies. This ensures a seamless transition from one academy to the next with respect to the athlete's physical development. Len is assisted by Andrew Roberts, who is head of the TDS, both in on-court skill training and physical development. Both Len and Andrew also travel numerous times each year to national tournaments assisting athletes in match preparation and analysis.

The TWA trains four times a week concurrently with the NA and TDS for a total of 12 hours a week. The 12 hours is comprised of 8 hours of court time and 4 hours of strength and conditioning. Each athlete has a periodical plan; musculoskeletal screening and meetings are held every six months with the coach and athlete to discuss past progress and future direction. The TWA also has a close relationship with the private coach to assist further development.

TALENT SEARCH AND DEVELOPMENT

Talent Search and Development is a joint program between Tennis Australia and Tennis West. It has been established to identify and develop athletes between the ages of 7 and 12 years old. The program consists of a Talent Development Squad, Match Play days and Talent Development Camps. The day to day operations of the program are run by Tennis West employee Andrew Roberts.

By design the Talent Development Squad brings together 8 to 12 of the most talented u/12 year olds in a centralised environment with the aim to produce NA or TWA scholarship holders. The squad trains at the State Tennis Centre three times per week and offers holistic development through the use of Tennis Australia's core skills and drills, along with strength and conditioning. Athletes are selected through their Australian Ranking, results at State and National events and can be recommended by their private coach. Tennis West offers a match play session each week where talented athletes are invited to participate in competitive matches within the Talent Development Squad. Private Coaches are invited to attend these sessions where they can provide feedback to their players.

Talent Development Camps are held four times per year in both metro and regional areas. The camps run for 2 – 3 days and include various components: a guest speaker, strength and conditioning, fitness testing, match play and professional development sessions for athletes, parents and coaches. Talent Development Coaches are invited to play an active role in each camp and work alongside Tennis West staff. These coaches are also invited to bring their most talented and passionate players to the camp. Selection for camps is based around Australian Ranking, scouting at tournaments and through Hotshots events.

Tennis Australia recently established a program that further recognises excellent and passionate coaches who specialise in the development of players under 12 years of age. Coaches who meet Tennis Australia's criteria in this program are labeled a 'Talent Development Coach' and are entitled to a wide range of benefits.

COACH DEVELOPMENT

Coach Development remained under the wing of Tennis Australia in 2009/10, headed by Coach Development Coordinator Ryan Popovsky. Ryan is responsible for coordinating coach education courses, coach professional development opportunities and supervising the TA Coach Membership program.

The number of TA Coach Members grew to 198 in 2009/10, an increase of 10%, due largely to the development of a comprehensive benefits package offered by Tennis Australia.

The Orientation to Coaching (OTC) Course underwent a name change in January 2010 to become the Introduction to MLC Tennis Hot Shots Course. This reflects its updated course content related to the MLC Tennis HotShots Program. Through the year 10 of these courses were conducted by 9 WA Coaches, and a total of 95 participants took part. Of the 10 courses, 5 were held at country venues, and 2 at Perth Metropolitan High Schools.

Three Trainee Coaching Courses were held in Perth in 2009/10, featuring a total of 23 participants. A Junior Development Course was also held in Perth in April 2010, with 12 coaches taking part. Furthermore, 3 WA Coaches are currently completing the TA High Performance Coaching Course.

Local Advisory Group Forums were held for coaches, in October and April, with 35 coaches attending each session. The latter Forum included a Professional Development session by Dr. Bruce Elliot and Dr. Macchar Reid on the serve.

Tennis West, with the support of Tennis Australia, funded five coaches to travel to major events, three of whom attended the Tennis Australia Grand Slam Coaches Conference (AGSCC) prior to the Australian Open. In total, 16 WA coaches attended Conference, which is the highest representation from WA since the inception of the Conference. Three WA Coaches also attended the Learner Facilitators Workshop held prior to the AGSCC.



2010 Grand Slam Coaches Conference in Melbourne



Junior Development Coaching Course
at the State Tennis Centre

TENNIS WEST 100 CLUB

The 100 Club is a Tennis West initiative to raise funds for WA's talented and promising junior tennis players, to help meet costs and assist their development in the game. The 100 Club seeks donations of \$100 (or more) from individuals or groups, including WA's tennis clubs. In 2009/0 there were a total of ninety four 100 Club Members.

In 2009/10 the, 100 Club scholarships were awarded to the following athletes:

- Tristan Jackson
- Katy O'Shea
- Teiwa Casey
- Daniel Alameh
- Robert Allan
- Alistair Baker
- Storm Sanders
- Meg Connell
- Daniel Alameh
- Ali Connell
- Jack Lyttle
- Anja Dokic
- Scott Jones
- Rhys Johnson
- Jacinta Crabb
- Ali Scott
- Phoebe Vlahov
- Rachelle Maestre
- Maddison Inglis

We have seen some exciting results from our scholarship holders over the past twelve months, including:

- **Jack Lyttle**
 - Winner: Optus 12s National Grasscourt Championships, Mildura.
 - Winner: 12/U WA State Hardcourts
 - Winner: 14/U WA State Open Age
 - Trained and Competed in Paris whilst representing Australia in the Longines Rising Star Challenge at the 2010 French Open.
- **Storm Sanders**
 - Winner: Mildura Easter Open, Victoria
 - Finalist: Optus 16s Australian Championships, Melbourne Park
 - Member of the Junior Fed Cup Team
 - Wildcard recipient into the main draw of the 2010 Australian Open Junior Event.
- **Daniel Alameh**
 - Winner: 18/U Skycity NT Open Championships AMT#2
 - Finalist: 16/U Darwin Open, NT
 - Finalist: Optus 14s Autumn and Spring Nationals
- **Teiwa Casey**
 - Winner: WA AMT#2, Sorrento WA
 - Winner: WA State Open Claycourt Championships, UWA
 - Winner: December Showdown, ATM#1, Melbourne Park (Doubles)
 - Wildcard recipient into the main draw of the 2010 Australian Open Junior Event

Last year Tennis West held three functions for 100 Club members, including the 100 Club Pro-Am, Legends Breakfast and Quiz Night, which were all very successful and helped raise additional funds for the 100 Club.

Throughout 2009/10 the 100 Club awarded over \$7,500 in funding to assist out WA athletes in travelling interstate and overseas for competition. We are committed to improve on this amount, growing the 100 Club to give our athletes the best possible opportunity to reach their potential. Every dollar raised through the 100 Club goes directly to athlete scholarships in WA.

2009/10 100 CLUB MEMBERS

- | | |
|-------------------------------|---------------------------------------|
| 1. Graeme Allan | 50. Jamie Venerys |
| 2. Loretta Baker | 51. Harry Phillips |
| 3. Alan Barblett | 52. Shane Power |
| 4. John Bougher | 53. Bill Price |
| 5. Milo Bradley | 54. Ted Reiss |
| 6. Janet Brown | 55. Peter Rigg |
| 7. James Cameron | 56. Dene Rundle |
| 8. Joan Carney | 57. Peter & Andrea Rundle |
| 9. Fiona Clark | 58. June Rundle |
| 10. Colin Clark | 59. Barry Sanders |
| 11. Margaret Court | 60. Denise Sheed |
| 12. Rick Cullen | 61. Cathy Smith |
| 13. Jim Davies | 62. Peter Smith |
| 14. Peter Eyres | 63. Andrew Stanbury |
| 15. Peter Field | 64. Alexander Park TC |
| 16. Wayne Firms | 65. Australind TC |
| 17. B.S Francis | 66. Bayswater TC |
| 18. Bruce & Jenny Garlick | 67. Blue Gum Park TC |
| 19. John Genovese | 68. Corinthian Park TC |
| 20. Ross Gerrans | 69. Dalkeith TC |
| 21. Hayden Gibson | 70. Hensman Park TC |
| 22. Michael and Julie Green | 71. Melville-Palmyra TC |
| 23. Simon Hadfield | 72. Mount Lawley TC |
| 24. Max & Susan Haynes | 73. Nedlands TC |
| 25. Michael & Sally Hendricks | 74. North Beach TC |
| 26. Keith Hince | 75. Reabold TC |
| 27. Loretta Hughes | 76. Safety Bay TC |
| 28. Beverly Hunt | 77. Wembley Downs TC |
| 29. Lesley Hunt | 78. South Mandurah TC |
| 30. John Hunt | 79. East Fremantle TC |
| 31. Ian Hutchinson | 80. City Beach TC |
| 32. Rob Kilderry | 81. Belmont Park TC |
| 33. Jeff King | 82. Donna Thomas |
| 34. Judy Kozak | 83. John Thorpe |
| 35. Shaun Johnson | 84. Allan Wall |
| 36. Michael & Wendy Lee | 85. Karina Waters |
| 37. Arthur Marshall OAM JP | 86. Michael Webware |
| 38. Peter & Sharon Moore | 87. Clive Wilderspin |
| 39. Michael Moore | 88. Dean Williams |
| 40. Sue Moore | 89. Collins Family |
| 41. Jessica Moore | 90. Jamie Venerys Tennis Star Program |
| 42. Moore Districts Zone | 91. De Souza Family |
| 43. Bill Munday | 92. Ryan Family |
| 44. Rob Ockerby | 93. Vojinovic Family |
| 45. Paul Oliver | 94. Tennis Officials WA |
| 46. Hedley O'Neil | |
| 47. Tony & Mandy O'Shea | |
| 48. Noel Pearse | |
| 49. Gary Penberthy | |

COUNTRY TENNIS ZONES

The membership numbers at our Country Clubs have unfortunately continued to decline. The 2009/10 country membership was 118 clubs/7,316 members, compared to 124 clubs/7,461 members in 2008/09. It is difficult to pinpoint the reason for the decline; however regional areas are facing tough times with drought, travel costs and time-poor volunteers, and above all shrinkage of population as agriculture becomes less labour intensive.

Despite the drop in numbers, the 15 Tennis West Zone administration remains strong with dedicated Zone Committees, and Regional Development Administrators (RDA) in 9 of the Zones. The RDA's have enthusiastically stayed on in their positions despite some major changes in their role.

ZONE	RDA
Central Districts	Julie Mussared
Eastern Districts	Lynda Cornich
Goldfields	Erin Bond
Great Southern	Kim Taylor
Lower Great Southern	Michael Crowe
Midwest	Janniel Harris
Moore Districts	Julie Taylor
Upper Great Southern	Dianne Warburton
South West	Alison Kirk

SUNSMART COUNTRY CLINICS

In 2009/10 fifteen clubs successfully applied for the \$200 SunSmart grant to fund events such as Open Days, Parent-Child Days, Come and Try Days, Junior Tournaments, Group Coaching and Ladies Days. In total, all of these events exposed over 600 people to the sport of tennis and the SunSmart message.

The following clubs were successful in their application for the SunSmart Grant: Kulin, Goomalling, Bunbury, Hyden, Kondinin, Wagin, Tambellup, Morawa, Moodiarrup, Toodyay, Tarcoola Park, Harvey, Wubin, Wannamal and the Moore District Zone.



SunSmart Ladies Day at Hyden Tennis Club

WOMEN IN TENNIS ACTIVE GIRLS LIVE-IN CAMP

The annual Women in Tennis Active Girls Camp took place on 10-12 July, 2009. The Camp is a three day live-in-camp open to 9-16 years old, and is aimed at providing coaching and social opportunities for junior girl tennis players from country WA. This year 44 girls attended the camp from all over regional WA, with some travelling from as far as Esperance, Albany, Kalgoorlie, Bunbury and Geraldton.

The camp featured a large range of social and physical activities, including ten-pin bowling, indoor sports, fitness tests and movies, along with over 10 hours of on-court coaching sessions.

On the final day of the camp the girls participated in a mini-tournament, allowing them to put their newly acquired skills to the test. The camp concluded with a presentation and sausage sizzle attended by all coaches, participants, family and friends.



2009 Women in Tennis Active Girls Live in Camp

COUNTRY ROADSHOWS

Roadshows within regional Western Australia are a valuable way to promote tennis participation, and are always very popular with local clubs, schools and the wider community.

In 2009 Tennis West conducted a three-week Roadshow to Margaret River, Esperance and Kalgoorlie as part of the Country Sport Enrichment Scheme. The Roadshow was largely funded by DSR as part the Community Action Plan which ran alongside the Tennis Australia Pro-Tour Events.

The Roadshow was coordinated by the Community Tennis and Events Team consisting of Darren Sturgess, Brooke Koenig and Andrew Roberts. Over the three weeks, 1,500 primary school children visited the events and participated in HotShots exhibitions and other tennis related activities. The children also had the opportunity to meet some international tennis players, and saw matches featuring our own local heroes Alicia Molik and Casey Dellacqua.

CBH COUNTRY ZONE CHALLENGE

This year's event was supported by 9 Zones, entering a total of 46 teams made up of approximately 200 players. Slightly up on last year's teams. Our second venue was Robertson Park Tennis Centre. The format this year used for the 16s event worked well, giving them around 4 hours of tennis and a total of 6 sets. A huge thank you once again to the sponsors CBH, and Brianne James who is always a pleasure to work with. Juniors were presented with trophies for winners and runners up positions. Individual Shields were given to the Senior winners with a small Australian Open gift and Australian Open towels for the finalists. All participants were also given a hat supplied by CBH



2010 CBH Country Zone Challenge

SCHOOLS CLASSIC – REGIONAL

The 2010 Country Schools Classic saw 102 teams play off at the following country clubs around the State: Merrifield Park, Northam, Geraldton, Katanning, Narrogin, Narembeen and Busselton. Twenty four of these teams qualified for the Finals Event held in Perth on Sunday March 28. The Academy Plate (Primary) was contested amongst 8 teams at the State Tennis Centre, whilst the Boys and Girls Herbert Edwards Cup and Mursell Shield Finals were held at the Nollamara Tennis Club. Midwest School, Nagle Catholic College were the clear-cut Champions of the day – winning every single event!

The tennis throughout the play-offs and the Finals was of an exceptional standard, and all participants, teachers and parents were organized, enthusiastic and above all, passionate about their tennis.

SUNSMART TENNIS IN SCHOOLS PROGRAM

The SunSmart Country Tennis in Schools program is an important program in promoting and introducing tennis to children living in regional and remote areas. These programs are appreciated by both the teachers and students within the schools.

There were fifteen schools that took part in the SunSmart Country Tennis in Schools Program during 2009/10. A qualified coach visited the school and conducted Hot Shots sessions with a number of students. Across the fifteen schools there were a total of 854 students who took part in the program. The schools involved were: Scadden PS, Badgingarra PS, Dandaragan PS, Gin Gin PS, Bolgart PS, Dumbleyung PS, Wandering PS, Northampton DHS, Narembeen PS, Bruce Rock PS, Adath PS, Corrigin PS, Kulin PS, Kundinin PS and Hyden PS.

BOYS REGIONAL CUP

The Boys Regional Cup continues to be a high profile event for regional tennis players aged 13 and under from around the State. In 2009 the tournament was held in Geraldton from October 29 – 31, with seventeen teams from eight Regional Zones all competing for the title.

The following Zones competed in the 2009 Boys Regional Cup: Central Districts, Midwest, South Coast, Great Southern, South West, Upper Great Southern, Lower Great Southern and Moore Districts.

The tournament included a round robin doubles team's event, and an Australian Ranking (AR) singles event, with each competitor's singles and doubles results contributing to their team's final placing. This ensured that a strong team spirit was evident throughout the tournament.

The three-day event produced some fantastic tennis with Josh Bowen (Midwest) taking out the singles event with Runner-up going to Corey Bavin (South West). The winning Zone was the South West Zone, with the Midwest Zone placing second.

The 2009 State Team included: Corey Bavin (South West), Sam Galati (South West), Mathew Haynes (Moore District) and Marcus Bouckaert (South Coast).



2009 Boys Regional Cup



Boys Regional Cup Champion Josh Bowen & Runner-Up Corey Bavin

WOMEN IN TENNIS FOUNDATION CUP

The Women in Tennis Foundation Cup was held in Geraldton from Monday 26 to Wednesday 28 October 2009. The State's best 13 and under regional female tennis players made the journey to Geraldton for what has become a very important event on the Regional Tennis Calendar. Junior girls from around the State work had throughout the year to become selected by their Zone to compete in this event.

The 2009 continued the success of previous years, with 12 teams and 54 participants all vying for the title.

The tennis over the three day event was of a high standard, with the girls competing in a Doubles Round-Robin event and an Australian Ranking (AR) Singles event. A Women in Tennis Classic event was also held for those who lost in the early rounds of the Singles, thus enabling more tennis to be played throughout the tournament.

The South West Zone was the eventual winner of the Teams event, just edging out the Midwest Zone by 15 points.

The Singles event was won by South West player Emily Hannell who defeated Geraldton Local Holly Kerr in the Final.

The WA Women in Tennis Foundation Cup Team travelled to Sydney in January 2010 and consisted of the following players: Emily Hannell (South West), Holly Kerr (Midwest), Bridget Addis (Great Southern) and Johaline Enslin (South West). Tennis West Community Tennis Manager, Brooke Koenig was Team Manager for the trip.



2009 Foundation Cup

REGIONAL ACADEMY – (MIDWEST ACADEMY & INDIVIDUAL SCHOLARSHIPS)

The Department of Sport & Recreation WA continued their funding of the Tennis West Regional Academy in 2009/10. The program consists of two components:

- 1) Midwest Regional Academy; and
- 2) Individual Scholarship Holders.

The Midwest Academy completed its fourth year of the program, with nine athletes selected to take part in three training sessions, one skills session, one match play session and one physical training session per week. In June 2010 four of these athletes travelled interstate to Tasmania with Midwest Academy Coach Colin Thompson, and competed in two Australian Ranking Tournaments.

The following athletes met the criteria and were selected for Regional Academy athletes in 2009/10:

Corey Bavin (South West)
Sam Galati (South West)
Mathew Hyanes (Mid West)
Matthew Taylor (Mid West)
Johaline Enslin (South West)
Emily Hannell (South West)
Bridget Addis (Great Southern)

The athletes also travelled to Tasmania and competed in two Australian Ranking (AR) events in June 2010. They had some good results picking up points, thereby improving their Australian Rankings. Andrew Roberts, Talent Development Coordinator at Tennis West, travelled with the team.



2009 Foundation Cup Interstate Team

TENNIS LEAGUE

Hyundai Tennis League is the largest single tennis league competition in Australia. The 2009-10 Summer Season featured 866 teams, from 70 clubs across adult and junior competition. The 2010 Winter season saw 330 teams competing from 56 clubs.

The Tennis League Committee, was led by Chairperson Helen Morgan, and latterly Hayden Gibson, and provided valuable support to the Tennis West Competitions staff. At the turn of 2010 the Committee was re-formed as the Competitions Committee under new Chair Hayden Gibson, with a mandate to guide both Tennis League and Tournament policy.

Hyundai State League saw the Cottesloe Tennis Club victorious in both the Men's and Women's event. The Cottesloe club hosted both finals and did a magnificent job. The Men's final, in particular, went right down to the wire with the home club prevailing over Hensman Park TC the following, Sunday, morning after failure to reach a result on the Saturday evening.

Hyundai Junior State League saw UWA Tennis Club victorious in the Boy's event and Blue Gum Park Tennis Club in the Girl's event.

Tennis West is particularly grateful for the continued support of Hyundai, naming rights sponsor of Tennis League, for a third year.

TOURNAMENTS

The Tournaments Department saw a change in management with the departure of Darren Sturgess, who was appointed to the role of Operations Coordinator at Tennis Australia. Prior to his departure, Darren implemented and coordinated the Community Action Plan on the back of the Pro-Circuit Tour in Western Australia.

In December 2009 Tennis West welcomed Shane Smedley to the combined role of League and Competitions Manager. Shane has been involved in Tennis in WA for many years.

With the new structure of The Australian Points Table implemented at the beginning of 2010, Sanctioned Tournaments were able to offer AR points to all age groups at a single event. Players are now entering 'Level Events' (ie Gold, Silver etc). Effectively 22 Sanctioned events were held at Metro and Country Clubs. These events consisted of Optus Junior Tour and Australian Money Tournaments (formerly known as National Open Tournaments). A total of 57 Sanctioned Events were held in 2009/10 including MLC Hotshots, Junior Development Series, Optus Junior Tour, Australian Money Tournament, Open Seniors and Seniors Events.

Country Week and **Country Zone Challenge** were again generously sponsored by CBH Group. Country Week dates were moved to avoid the clash with Hopman Cup and numbers were slightly up. David Bignall won the Men's Open Singles and Jennifer Kruppenacher the Women's Singles. Katanning won the Men's Open Teams Event with Geraldton taking home the Ladies Trophy.

For results in individual sanctioned tournaments refer to the Tournament Results and Awards section of this report.

PRO TOUR

The Pro Tour commenced at the Margaret River Tennis Club, who made their debut at hosting an AMT. The tournament commenced with an Opening Night at Gnarabar for all players, officials and sponsors. The tournament was warmly embraced by the schools and community within the South West region, who attended school clinics, coaching programs and community events based at the Club. The Margaret River AMT was sponsored by Moss Wood Wines, Chemmart, Margaret River Engineering and Women in Tennis.

The next stop on the tour was Esperance, for the Men's and Ladies Cliffs International which kicked off with a player auction that allowed individuals and businesses within the Esperance Region to bid for players taking part in the tournament. All funds raised through the auction went directly to the Esperance Tennis Club and the winning business received a holiday package flying with SkyWest to the Hyundai Hopman Cup Finals. Grandstand style seating for the tournament was kindly donated by the Welke family.

Next stop on the Tour was Kalgoorlie for the Men's and Ladies Goldfields St Ives International. Once again, the Club and Community of Kalgoorlie exceeded all expectations in terms of warmth and hospitality.

The Last leg of the tour took players back to Perth for the City of Joondalup AMT #2 presented by Sorrento Tennis Club.

As part of the Community Action Plan, Darren Sturgess organized bus transportation for all players taking part in the Tour. The Plan also included group coaching for members of the community, School Hot Shot Clinics, and Community demonstrations.

2009 WA AMT#1 Margaret River

Men's Winner	Matt Ebden
Women's Winner	Dianne Hollands
Men's Doubles Winners	S. Ashenden / J. Stuttard
Women's Doubles Winners	D. Brown / E. Webley-Smith

Cliff's International

Men's Winner	Matt Ebden
Women's Winner	Olivia Rogowska

Goldfields St Ives International

Men's Winner	John Millman
Women's Winner	Alicia Molik

2009 WA AMT#2 (WA Open)

Men's Winner	Scott Robertson
Women's Winner	Teiwa Casey
Men's Doubles Winners	G. Marijan / P. Starkie
Women's Doubles Winners	T. Casey / S. Sanders
Mixed Doubles Winners	S. Sanders / D. Alameh

SCHOOLS CLASSIC METRO

This event keeps growing and growing. A total of 129 teams in the Metro area and 112 from the Country competed for the Primary and Secondary Events. The numbers particularly increased in the Boys Academy Plate and Boys Mursell/Slazenger Cup. A second venue was needed this year due to entry increases. Belmont Park TC was happy to accommodate us at short notice and the ladies did a sterling job in the kitchen. All in all, this event runs smoothly with positive feedback each year.

The 2009/10 financial year for Facilities was spent predominantly focused on implementing Tennis Australia's *Tennis 2020* initiative. The results produced during this time saw Western Australia leading the pack in signing up club partners and providing valuable feedback to the TA infrastructure and facilities team.

TENNIS 2020

Tennis 2020: facility development and management framework for Australian tennis outlines Tennis Australia's vision and approach to nurturing and advancing the prospects of tennis and its facilities in partnership with the State and Territory Member Associations, clubs, government and other stakeholders.

The *Tennis 2020* document integrates TA's vision and strategies to deliver a sustainable and vibrant environment for tennis facilities and clubs for the period 2008 to the year 2020.

THE HIERARCHY STRUCTURE

Included in the 2020 strategy was a Facilities Hierarchy Structure as outlined below:

National Tennis Centres

20 Courts +

Regional Tennis Centres

16 Courts +

Sub Regional Tennis Centres

12 Courts +

Medium Tennis Centres

8 Courts +

Local Tennis Centres

4 Courts +

Each of these individual tiers has a list of selection criteria underpinning them, as basis for broadly categorizing facilities.

THE PROCESS

Tennis West approached the challenge of implementing the strategy by breaking the project down into stages; the first of which was to identify regions within the Metropolitan area and then what clubs in those zones would be short-listed for Regional and Sub Regional status based on such metrics as number of courts and membership figures. These clubs were then visited and surveyed and a report went to the Tennis West Board with our recommendations.

THE IDENTIFIED METROPOLITAN REGIONS

A total of 5 Regions were identified within the Perth Metropolitan area:

- North Metropolitan Region
- Central West Metropolitan Region
- Central East Metropolitan Region
- East Metropolitan Region; and
- South Metropolitan Region

THE METROPOLITAN REGIONAL CENTRES

The following clubs signed on as Regional Tennis Centres early in the financial year:

- North Metropolitan Region:
SORRENTO Tennis Club
- Central West Metropolitan Region:
REABOLD Tennis Club
- Central East Metropolitan Region:
ALEXANDER PARK Tennis Club
- East Metropolitan Region:
MIDLAND LAWN Tennis Club
- South Metropolitan Region:
BLUE GUM PARK Tennis Club

THE METROPOLITAN SUB REGIONAL CENTRES

In the process we also signed up 8 Sub Regional partners:

- North Metropolitan Region:
WEMBLEY DOWNS Tennis Club
- Central West Metropolitan Region:
DALKEITH Tennis Club
NEDLANDS Tennis Club
- Central East Metropolitan Region:
BAYSWATER Tennis Club
- East Metropolitan Region:
LESMURDIE Tennis Club
- South Metropolitan Region:
HENSMAN PARK Tennis Club
EAST FREMANTLE Tennis Club
MELVILLE/PALMYRA Tennis Club

THE IDENTIFIED COUNTRY REGIONS

A total of 4 Regions were identified within rural Western Australia:

- North West Region
- Mid West Region
- Wheatbelt Region; and
- Great South West Region

THE COUNTRY REGIONAL CENTRES

The following clubs signed on as Regional Tennis Centres in the Country areas:

- Mid West Region:
GERALDTON Tennis Club
- Wheatbelt Region:
GOLDFIELDS Tennis Club

We are still in the process of engaging the RTCs for the North West and Great South West Regions and are confident to have them signed up by the end of the 2010/11 financial year.

PROGRESS

The Regional Tennis Centres in our State have really risen to the challenge and are all moving forward in leaps and bounds. They are committed and proactive in their approach to their status and have already attended the first Regional Tennis Centre Forum that was held in Adelaide in April 2010.

We have RTC meetings at the State Tennis Centre every few months and hope to continue at a rate of 3 or 4 a year. The RTCs will also be instrumental in the rollout of the My Tennis membership system in the new financial year.

TENNIS AUSTRALIA

Tennis Australia continued to be Tennis West's largest source of funding and support. The national body contributes to three Tennis West employees, and Athlete Development is now substantially managed by Tennis Australia in WA.

Assistance is provided by Tennis Australia in various areas including programming, IT support, accounts, staff employment, and marketing, all of which is crucial to the continued success of Tennis West's work in Western Australia.

HEALTHWAY

Healthway continued to be a major, and much appreciated, sponsor of Tennis West, continuing to contribute greatly to our regional activities. Healthway plays a pivotal role in our program development for grass-roots tennis, providing exposure to the game, and to the healthy messages that we promote alongside it, to thousands of kids throughout Western Australia.

Tennis West, through Health Policies targeted at the club system, continued to promote healthy eating, positive exercise experiences, no smoking and controlled drinking practices. The Association is linked to Healthway through a three year funding agreement, providing welcome stability to the regional and participation program areas.

DEPARTMENT OF SPORT AND RECREATION

The Department of Sport & Recreation (DSR) remains a valued partner and supporter of Tennis West. The Sports Lotteries funding of Tennis West's business plan is essential to the sustainability of our participation and player development programs, and assists in organizational development and governance.

The Department of Sport and Recreation remains committed to Tennis West's High Performance program, with a 3 year funding agreement that will enable us to continue to provide added value services and equipment to our athletes and staff. Funding for The Regional Academy of Sport Program complements this and continues to provide opportunities for regional athletes in their development.

The ongoing commitment from our sponsors has ensured the continued development of our sport and we extend our thanks to them all.

Australian Sports Commission

Volunteer Involvement Program
Indigenous Tennis Program

Burswood Park Board

Maintenance and landscaping of State Tennis Centre grounds

CBH Group

CBH Country Week Carnival
CBH Country Zone Challenge

Chambers Insurance Brokers

WA Tennis Industry Awards - Major Sponsor

Darcy Slater Foundation

Regional Boys Cup
Country Road-shows

Hyundai Motor Company of Australia

Hyundai Tennis League

KPMG

Tennis West Auditor
KPMG Volunteers Party

LifeCare

Provision of Massage Therapists and Sports Trainers for Perth ITF Event

Linneys

Linneys Women's Tennis League

Pilpel Print

Official Printer for WA Tennis Industry Awards

Sportrophy

Official Trophy Supplier
Sportrophy Club of the Year Award

Sport Surfaces

Sport Surfaces Service to Tennis Award

Sunday Times

Official Newspaper

Constellation Wines

The Bandit but Houghton Volunteer of the Year Award

Swan Brewery

The Swan Brewery Coach Achievement Award

Wilson

Official Ball Supplier

Women In Tennis

Active Girls Live In Camp
Camp Courage, for girls
Women In Tennis Foundation Cup, for girls in regional WA



Department of
Sport and Recreation

It is with great pleasure and pride that I give you this report for the tennis season 2009 - 2010.

Our Women In Tennis (WIT) committee consists of Bev Leighton, Bobbie Edwards, Pam Smith, Gaye Hayes, Kerry Edwards, Jan Hatch, Wendy Bloor, Deanne Maloney, Julie Green, Trisha Ross and co-op Member Karen Campbell. We help in the raising of funds for Women In Tennis to increase the public awareness of, and opportunities for, women in tennis in WA.

It has been a very rewarding season which began with our annual Gala Day, held on Wednesday 14th October 2009; the venues for this event were Maylands, Wembley Downs, Corinthian Park, Scarborough and U.W.A. The Gala Day is one of our major fundraising events for the Women In Tennis and many thanks must go to all the clubs and workers who do a great job with various tasks to make sure the day runs well. We also appreciate the work load the groundsmen have in trying to get the courts in tip top condition for opening day at their clubs. We would like to take this opportunity to thank our very generous sponsors, Houghton Wines, Andrew Firman for Hyundai Hopman Cup tickets and Tennis West. These sponsors have enabled us to contribute to the success of various events which we sponsor throughout the year.

Women In Tennis sponsors the Foundation Cup annually, which was held in Geraldton from 26 to 28th October 2009. The State's best 13 and under regional female tennis players made the journey to Geraldton to what has become a very important event in the calendar. Junior girls from around the State work hard for selection by their Zone to compete in this event every year. This year's event continued was a success with 12 teams and 54 participants vying for the title.

The 2009 ITF Super-Seniors World Team and Individual Championships were held in Perth on 2-15 November 2009. This was a fantastic two weeks of tennis. In total, 23 countries, 93 teams and over 300 players attended the event, which was held at the Tennis Seniors WA venue at Robertson Park and was open to players 60 and over. The Women In Tennis committee were well represented in the kitchen and the match box.

Women in Tennis also supports the Australian Money Tournament annually, which this year was held in Margaret River from 9-13 November. The event was well organised and very successful, with New Zealand's Dianne Hollands beating New South Wales' Mia Vriens in a very exciting final match 7-5 6-4. The weather and number of spectators was a little disappointing, so hopefully next year more people will be aware of the strong international entrants and support the tournament. A big thank you to our committee member Gaye Hayes and husband, who travelled to Margaret River to support the WIT committee and present the prizes for the winners.

WIT in conjunction with Tennis West once again held the Hopman Cup Tennis Legend's Breakfast on the 7th January 2010 at the Astral Ballroom, Burswood Entertainment Complex.

The legend this year was Paul McNamee and co-opted guest speakers were WA former world top 10 player Lesley Hunt and AO Junior aspirants Teiwa Casey and Storm Sanders. MC was Peter Vlahos (channel 9). Guests from the breakfast were then treated to the Australia vs. Spain Hopman Cup tie in a double header also featuring USA vs. Romania. All in all everyone enjoyed the sumptuous breakfast and matches. A big thank you must go to all at Tennis West for a very well run breakfast and to the WIT committee

The annual WIT Doubles (Helen Waters) Championship was once again held on 28th April 2010 at the Mount Lawley Tennis Club and this is the 10th year of running this event. The day was run extremely efficiently and cheerfully by all the hard working girls and gentlemen at Mount Lawley TC along with support from the WIT committee - we had a record crowd again of 96 pairs (192) players. Our thanks must go to Leon Dhu and Dawn Hay for the smooth running of the tournament. Our thanks also to Andrew Stanbury, CEO of Tennis West, who came along at the prize giving to speak to all the ladies, and thanks the WIT committee for all the good work we do.

I would like to take this opportunity to also give a very big thank you to all our sponsors for their very generous sponsorship for this tournament and throughout the year, and they are:

- Our major sponsor Gordon Davies of Were Wines, who attended on the day to give out prizes to the winners and runners-up.
- Tennis Only - Hayden Gibson
- Brinkhaus Jewellers
- Bistro Felix restaurant
- Wine and truffle co
- Luna cinemas
- Tennis West
- Mead Mosaics

We would also like to give thanks to Derek Williams for his kind donation of Head tennis balls for the day. We had 8 divisions playing off in the final and the winners on the day were Judy Kozak and Sally Adamson and their names will go on the Helen Waters Trophy.

On Friday 7th May my husband and I were invited to the 2010 Tennis Industry Awards Night at Government House. The venue was amazing and the food and entertainment were wonderful. The MC for the night was Greg Pearce who did an excellent job. It was very nice to see Cathy Smith being given an extra special award on her retirement from umpiring for so many years service, and this was awarded to her by Dean Williams, President of Tennis West.

On 9 - 11th July the Active Live In Girls camp was held again this year with sponsorship support from the WIT.

The WIT are available throughout the year to sponsor country clubs' assisted coaching to help young girls in the country regions and they can apply on-line via the WIT website.

We have also been able to assist our very own Secretary Bobbie Edwards, who has been selected to represent Australia at the World Championships in Turkey in October. May we take this opportunity to wish her every success and good luck at the forthcoming event.

Before closing I would sincerely like to thank the WIT committee and staff of Tennis West for all their hard work and their willingness to help wherever possible, with so much cheerfulness and diligence. It has been an absolute pleasure to work with you all.

I would at this conclusion like to welcome any new members to our committee and know you will find it an extremely rewarding experience - and to any retiring committee members' a big thank you for all your efforts this year and wish you well for the future.



Trish Ross
President - Women in Tennis Committee

Another year of exciting tennis is now behind us, and our Association continues to evolve, grow and adapt to an ever changing industry.

We continue to be blessed with quality tennis tournaments in WA, including our prestige event Hopman Cup, along with several Professional Circuit and Australian Money Tournament events. These events, coupled with many local tournaments and championships continue to provide many opportunities for our Association to showcase our skills.

However, our Association is not immune to the general challenges of umpire and official recruitment and retention, and at times this past season we have had to cancel our participation in some tournaments due to low umpire numbers. The Board of TOAWA recognise some factors that affect umpire turn-outs, and together with Tennis West and Tennis Australia we intend to focus on umpire participation at events over the coming years. I would like to thank those long-serving members who continue to attend many events during the season, having done so for many seasons before. I hope that some younger members take notice of your continued dedication and commitment, as something to emulate in their own officiating career.

Last year we reinvigorated our relationship with our peak body, Tennis West, and certainly this season has only seen our relationship grow. With continued support from Tennis West President Dean Williams, CEO Andrew Stanbury and Competitions Manager Shane Smedley, I anticipate this relationship to grow even further over the coming years, as Tennis West realise the importance of officials as key stakeholders in the tennis industry in Western Australia.

The support from Tennis Australia has been boosted by a significant funding injection into the officiating branch, and Western Australia will see the benefits of this in terms of pay increases at high level events, additional support for courses and training, and more opportunities for officiating. Furthermore, possibly the most significant boost to local officiating in our history will be the proposed addition of a part-time Tennis Australia Officiating Development Officer for the State, to be based at Tennis West. I am excited about the prospects of this proposed appointment, and hope that some of the issues and pressures that have generally been faced by our volunteer Board will now be addressed by a dedicated Tennis Australia employee.

This season some of our newer members performed extremely well at local tournaments and again excelled at the Hopman Cup. For most of these newer members, the sky's the limit.

Our achievements at an officiating level this year have again reflected the high standard of officiating by our members, and some examples this season include:

- Patsy Harmer and Sue Tribe officiating at the Medibank International.
- Several umpires officiating at the Australian Open, including Sandra Petterson being selected for the Men's Final.

- Sandra Petterson and Sue Tribe officiating at the Fed Cup tie in Adelaide.
- Josh Carter continuing to impress as an up and coming chair umpire, servicing some Pro Circuit events, and also officiating at the recent Davis Cup tie.

At a Board level, we have had some departures from the key positions of Secretary and Treasurer this year, and hope that some newer members consider the potential to contribute to the Association within a Board member capacity, and nominate for some of these positions. Appointment on the BOM of TOAWA is a wonderful opportunity to learn about all aspects of Tennis Officiating programs, policy and discussion items, both at the state and national level.

I would like to thank all the members of the Board of Management this season for their wonderful support and dedication. Sue Tribe has continued to be a pillar of strength for the Board and Association even after stepping aside from the assignment officer position. Jill Sheridan has picked up this role from within the Board and has quickly developed some of her own subtle tactics to gently "persuade" umpires to attend events!!

But by far the most significant event for the Board and the Association this year is a sad one... the retirement of a long-serving stalwart to WA tennis and officiating, Cathy Smith. After starting her officiating career in the mid 1980's and formally joining the Association in 1988, Cathy has spent 25 years providing significant service to tennis in WA and Australia. Aside from almost 21 years continuous membership of the WA Board of Management, Cathy also served many years on the National Executive. Cathy has worked at every major event in WA since she joined the Division in 1988 and has certainly devoted her time to the Division at an organisational level above and beyond normal expectations. Her knowledge and experience have been invaluable and her willingness to take on tasks for the good of the membership is outstanding. We wish Cathy and Peter all the very best in their years ahead, which includes some extensive and exotic travelling. However, as a Life Member she cannot vanish totally from officiating and therefore will remain involved to the extent that she is able, even from afar!

I wish all of our members every success for the coming season, and thank them for their continued support of the Association.

Matt Hayes
President – TOAWA



2009-10 was another busy and fruitful year for Tennis Seniors WA with the 2009 ITF World Super Seniors being held in Perth in November.

The success of the event was achieved with the great support from all, including Tiger Turf, our "Partners" in hosting the ITF event. For me, the most impressive thing that came out of hosting this event was the overwhelming support of the volunteers.

Another major part of the success of the ITF event was the magnificent condition of our wonderful courts and it would be remiss of me not to mention Leon Dhu and his expertise in maintaining the best grass courts in Australia. With this that I must also advise that Leon is about to retire. The Executive Committee have tried to stop him several times, and we talked him around once, but he has made up his mind this time. Thanks to Leon for the wonderful work he has done for TSWA both on and off the courts. He will be greatly missed.

ITF SUPER SENIORS

TSWA was very successful in hosting the 2009 ITF Super Seniors In November, 2009. Rob Ockerby was the chairperson of the subcommittee that put in many hours of work and commitment to ensure that the event was successful. Max Purdy was the driving force behind making sure deadlines were met and managed all participants in a very patient and supportive manner. In addition many hours of volunteer support were generously given by many of the membership.



2009 ITF Super Seniors in November 2009

AUSTRALIAN CHAMPIONSHIPS

The 2010 Australian Tennis Seniors Championships were held on the Gold Coast, Queensland, with many West Australian members making the trek.

We had 21 teams travelling to the Gold Coast with the Mens 65/1 team winning their division. Captain Graeme Scott was supported by Gary and Peter Booth, Kevin Hardiman, Michael Harris, and Max Purdy.

Individual winners included Brett Paton and Elsie Crowe, runners up Wendy Weir and Troy Hargreaves.

Each year at the Australian Championships the National Awards of "Player and Administrator of the Year" are awarded. After the mammoth effort as secretary of the 2009 ITF Super Seniors and for many years of outstanding service, Max Purdy was nominated for the "2009 Administrator of the Year" by the WA Executive Committee. It is with pride that I can write here that Max was awarded this prestigious honour.

FINANCE & MEMBERSHIP

Thanks go to David Legge, Treasurer, for the fantastic job he does and to the Finance sub committee of Wayne Firms and Michael Harris, as well as Penny Higgs for their assistance.

Our membership has declined again this year. This aspect of TSWA needs to be concentrated, with much rebuilding required. TSWA have been building closer ties to Tennis West and with this hopefully will develop a healthy membership base that will benefit all. Over the next 12 months, with possible changes to the current membership model, it is hoped a far greater participation in TSWA events will be achieved.

PENNANTS

Kevin Fletcher and Michael Harris have taken over the Pennant portfolio with Heather Gardner and Denise Davies stepping down after many years. With the gradual decline in participation, it is hard to keep putting together competitive series but Kevin and Michael, trialling alternative competition strategies, have programmed successful series. Tyrepower were again the main sponsors of this event, and we thank them for their continued support.

ROBERTSON PARK

Grounds - Rob Comley and his sub-committee have had another busy year keeping all the little things in working order at Tennis Seniors headquarters; such things as the severe damage to the courts and shade sails from the storm that went through Perth in March. Rob was instrumental in courtside preparation for the ITF event and was always willingly available to help wherever he could.

House - Karen Campbell. It is hard to administer this portfolio as work within the buildings, as with the grounds, requires large funding, and this is proving to be difficult as funds are restricted.

SECRETARY

Gary Booth has done another thorough job in his position as Secretary and as the Bar Manager. Thanks also to Gary for organising the schools matches against the colleges. Many of the young boys believe that they can blast the oldies off the court, only to learn how cunning these Tennis Seniors can be.

Gary has been a long standing Executive Committee member, taking on various roles from President through to Secretary and Bar Manager extraordinaire.

Therefore it is with sadness that I advise you that Gary is stepping down and making way for a member to experience some of the pleasures that Gary has had while serving TSWA. It has been a pleasure working with Gary and I personally thank him for his support and guidance.

"SENIOR OF THE YEAR"

One of the pleasures of being President is to announce the "Senior of the Year", an award that honours and shows gratitude to one of our members for the hard work consistently put into benefit Tennis Seniors.

This year's recipient was our long serving Treasurer David Legge. David took over the role of Treasurer from Penny Higgs and has overseen the finances on many big projects carried out at Robertson Park. Such projects include the major building upgrade, court conversions from grass to synthetic, and hard court and court lighting upgrades. David also took on the added role of Treasurer for the 2009 ITF World Super Seniors held in Perth in November, as well as having been involved in many other aspects of Tennis Seniors' work. Congratulations David on the well deserved honour of "2009 Senior of the Year."

SOCIAL

It was a successful year with a number of events being well supported by the membership. Thanks go to Rhonda Fletcher for your great organisational skills in the kitchen and the job she has done to make catering a success. Catering at the ITF event really tested Rhonda's skills and she came out with flying colours and a slight broken arm.

Thanks also to Heather and Bob Gardiner and Pam and Cec Gardiner who organised clubs and players, for social matches, to participate in this very enjoyable aspect of Seniors Tennis.

SPONSORSHIP

Rob Ockerby held this portfolio and while working with the Finance Committee sourced sponsorship with Tiger Turf as "Partners" of the ITF event held in Perth. This level of sponsorship was vital for the successful running of this event.

TOURNAMENTS

Kevin Fletcher, our Vice President, has again looked after this portfolio and with the help of Denis Ruhle and Leon Dhu has run many successful events. Kevin and Rhonda have also run the Tuesday night pennants and Scroungers on the second and fourth Sundays of each month.

VETSCENE

The Vetscene plays a vital role in keeping the membership informed in regards to all activities and sharing many fun moments. June Palfrey was again the editor of the Vetscene and has produced top quality magazines. Writing articles for each edition to keep us entertained can be very demanding and June is doing a great job.

IN APPRECIATION

This report only briefly acknowledges achievements throughout the year, and there have been many, but it can never truly thank all of the volunteers that make Tennis Seniors WA the great association that it is.

Sandra Petterson
President – Tennis Seniors WA



It was a pleasing year from the perspective of the utilisation and profitability of the State Tennis Centre (STC), although financial returns were a little lower than budgeted owing to poorer than forecast functions income, due in part to difficult economic conditions.

The STC again hosted the opening round 'State League Blockbuster', featuring all the Men's and Women's State League teams. Alicia Molik played for Cottesloe TC on the day, and the event attracted more media coverage than usual as a result. WA's home of tennis as usual staged a myriad of other tennis events, large and small, from Harmony Day to Country Zone Challenge, the School Children's Classic, and a series of Hot Shots Challenges and Round Robin events for juniors. It is a venue that juniors in particular love to come to.

In January the centre hosted a group of 14 talented juniors and a large entourage of officials and coaches on a Beijing International Group tour, representing China Tennis. Joe McCarthy, Tennis West's newly appointed tennis operations manager at the STC, coordinated a 2 week program of coaching, match-play and tournament participation for the group. A highlight was a trip to the beach, in which a number of the kids swam in the ocean for the first time in their lives. The smiles on their faces were worth the trip alone. This really was a great success and China Tennis is keen to renew the relationship for years to come.

The centre again played host to a number of Hopman Cup events, including the annual Pro Am event that sees the stars of the Hopman Cup play alongside local sponsors and other stakeholders. It is also used as the practice venue for the players through the course of Hopman Cup.

The completion of the Country Zone Challenge in April saw the centre host Tennis West's Volunteer Cocktail Party, appropriately bringing together and recognising nearly 300 of our State's tennis volunteers in a social setting. A prize of an expenses paid trip to the Australian Open was won on the night by former Margaret River TC President Colin Clark, CBH generously and spontaneously offering to cover accommodation costs.

We remain pleased that the centre is used regularly by a number of schools, notably Trinity College who base a full tennis program at the venue in terms 1 and 4, that utilises the courts up to 6 days a week.

The functions business at the STC, as discussed, was not quite as busy as in the previous year. We have a range of corporate clients, many of whom have been booking the centre for a number of years. Constellation Wines continued their sponsorship of the STC, and we thank them for their support.

The STC is now over 13 years old and the court surfaces in many cases are showing their age. Provision was made in this year's accounts to undertake extensive court resurfacing and repair in late 2010. Growing maintenance costs with the centre are a concern, although DSR has earmarked funds under the State Sporting Facilities Plan for works to the Centre, which will alleviate the financial burden on Tennis West.

In addition, Tennis West put a business case to DSR and the Minister of Sport for funds, under this grant scheme, to develop four indoor courts at the STC. There are only two indoor courts throughout WA, and the case was presented that centrally located courts at the STC are very much required by the sport and would yield strong financial returns to Tennis West.



Chinese "Swing for the Stars" Program



State League Blockbuster with Alicia Molik

BOARD OF DIRECTORS

Dean Williams	President
Michael Lee	Senior Vice President
Jim Davies	Junior Vice President
Paul Olivier	Junior Vice President (Resigned Oct. 09)
Bill Price	Treasurer
Ray Collins	Director
Wayne Firms	Director
Hayden Gibson	Director
Helen Morgan	Director (Res. Oct. 09)
Loretta Hughes	Director (Appt. Oct 09)
Siobhan Drake-Brockman	Director (Appt. Oct 09)

Attendance

During the year eleven Board Meetings were held.
Attendance was as follows:

D. Williams	10	(From 11)
M. Lee	9	(From 11)
P. Olivier	4	(From 4)
R. Collins	11	(From 11)
H. Morgan	3	(From 4)
B. Price	9	(From 11)
J. Davies	7	(From 11)
W. Firms	11	(From 11)
H. Gibson	11	(From 11)
S. Drake-Brockman	6	(From 7)
L. Hughes	6	(From 7)

LIFE MEMBERS

Alan Hicks OAM
Dene Rundle
Barry Sanders OAM
Harry Spilsbury
Clive Wilderspin

HON AUDITOR

KPMG

DELEGATES TO TENNIS AUSTRALIA

Dean Williams
Jim Davies

STAFF

Chief Executive Officer
Andrew Stanbury

Finance & Database – P/T
Elaine Campbell

Community Tennis Manager
Brooke Koenig

Community Tennis Officer
Eleanor Dignan

Marketing & Events Coordinator
Aly de Souza

Facilities Officer
Vanessa Brown

Tennis League Coordinator
Sue Taylor (Resigned Nov. 09)

Tennis League Assistant – P/T
Deanne Maloney

Tournaments & Events Coordinator
Darren Sturgess (Resigned December 2009)

Tournaments Assistant-P/T
Jan Budden

Competitions Manager
Shane Smedley (Commenced December 2009)

State Academy-Head Coach
Len Cannell

Tennis West Academy Coach – P/T
Nicole Sewell (Resigned April 2010)

Functions Manager
Julie Wilson

Functions Assistant-P/T
Kylee Keiran

Maintenance Officer – P/T
John Papa

Reception – P/T
Sharon Lampard
Suzanne Kingston

COMMITTEES

Finance
Bill Price (Chairperson)
Andrew Stanbury
Michael Lee
Dean Williams

Tennis League
Helen Morgan (Chairperson) (Resigned Oct.09)
Ken McIntosh (Resigned Dec. 09)
Sue Taylor (Resigned Dec. 09)
Deanne Maloney
Cathy Smith (Resigned Dec. 09)
Mike Watson (Resigned Dec. 09)
Janet Ferreira (Resigned Dec. 09)
Hayden Gibson (Chairperson) (Commenced Oct. 09)
Loretta Hughes (Commenced Oct. 09)
Shane Smedley (Commenced Dec. 09)
Tryphena Bixley (Commenced Dec. 09)
Ken Brown (Commenced Dec. 09)

Volunteer Awards
Wayne Firms (Chairperson)
Peter Field
Joan Bonser
Eleanor Dignan
Aly de Souza

COMMITTEES (CONT.)

Women in Tennis

Trish Ross (President)
Bev Leighton (Advisory Vice President)
Pam Smith (Treasurer)
Bobbie Edwards (Secretary)
Deanne Maloney (Midweek League Representative)
Wendy Bloor
Kerry Edwards
Julie Green
Jan Hatch
Gaye Hayes

AFFILIATED ASSOCIATIONS

Tennis Officials Australia – WA Division

President:	Matt Hayes
Secretary:	Sue Tribe
Treasurer:	Cathy Smith

Tennis Seniors Western Australia

President:	Sandra Petterson
Vice President:	Kevin Fletcher
Secretary:	Gary Booth
Treasurer:	David Legge

CASEY DELLACQUA

Australian Ranking: 10

Singles

2010 Mildura International Pro Tour Grand Champion
2010 Australian Open 3rd round

BRYDAN KLEIN

Australian Ranking: 12

Singles

2010 Ipswich Pro Tour Champion
2010 Mildura Grand International Champion
2010 Australian Open 2nd round
2009 Davies Cup Debut

JESSICA MOORE

Australian Ranking: 13

Singles

2009 Australian Open 2nd round
2009 ITF: Bundaberg Semi Finals
2009 ITF: Biarritz Quarter Final

MATT EBDEN

Australian Ranking: 4

Singles

2009 WA AMT, Margaret River Champion
2010 Men's Berri International Quarter Finalist
Davis Cup Team Member
2010 Australian Open R128
2010 Brisbane International R2

Doubles

2010 Australian Open R64

TEIWA CASEY

Australian Ranking: 66

Singles

2009 WA AMT #2 Champion
2009 ITF #4 Champion
2009 WA State Open Claycourts Champion
2010 Junior Australian Open Wild card
2009 WA State Open Claycourt Championships Champion
2009 Optus 14s Spring Nationals Semi Finalist

Doubles

2009 December Showdown AMT #1 Champion
2009 WA AMT #2 Champion
2009 WA State Open Claycourt Championships Champion
2009 Optus 14s Spring Nationals Semi Finalist

KARIS RYAN

Australian Ranking: 78

Singles

2010 ATM Gold AMT Champion
2010 Tennis Warehouse Australia Glen Iris Open Champion
2010 Head Twilight Series Event #3 Champion
2010 ATM Silver AMT Finalist
2009 Sydney Olympic Park Tennis Centre AMT #2 Semi Finalist

Doubles

2010 ATM Gold Champion
2009 WA Grasscourt Championships Champion

STORM SANDERS

Australian Ranking: 71

Singles

2009 Mildura Easter Open Champion
2009 Optus 14s Autumn Nationals Champion
2009 18/U WA Junior Open Champion
2009 Optus 16s Autumn Nationals Champion
2009 Goldfields Open, Kalgoorlie Finalist
2009 16/U WA State Hardcourts Champion
2009 16/U State Open Age Champion
2009 16/U Sports Surfaces Sorrento Junior Hardcourt Champion
14/U UWA Junior Claycourt Championship
2009 Optus 16 Australian Championships Finalist

Wildcard recipient into the main draw of the 2010 Australian Open Junior Even

Doubles

2009 December Showdown AMT #1 Champion
2009 WA AMT #2, Sorrento Champion
2009 Optus 14s Autumn Nationals Champion
2009 WA State Open Claycourt Championships Champion
2009 Goldfields Open, Kalgoorlie Champion
2009 16/U State Open Age, STC Champion
2009 Optus 16 Australian Championships Finalist

NINA CATOVIC

Australian Ranking: 129

Singles

2009 Sydney Olympic Park AMT #1 Quarter Finalist
2009 Skycity NT Open Quarter Finalist
Championships AMT #2

Doubles

2009 Skycity Darwin Open AMT #1 Champion
2009 Skycity NT Open Semi Finalist
Championship AMT #2

ANJA DOKIC

Australian Ranking: 287

Singles

2009 Optus 12s National Championships Hardcourts Champion
2009 14/U WA Junior Open Champion
2010 Optus 12s National Grasscourt Championship Champion
2010 12/U WA State Open Champion

Doubles

2009 14/U Goldfields Open Champion
2009 14/U UWA Junior Claycourt Championships Champion
2009 12/U State Open Age Champion
2009 Optus 12s Australian Championships Finalist
2009 12/U Rod Laver QLD Junior Championships Finalist

KATY O'SHEA

Australian Ranking: 67

Singles

2009 Optus 16s Autumn Nationals Champion
2009 Sydney Olympic Park AMT#1 Champion
2009 Skycity NT Open AMT #2 Finalist
2010 Nollamara Open Champion
2010 WA Grasscourt Championships Champion

Doubles

2009 Optus 16s Autumn Nationals Champion
2009 WA Grasscourt Championships Champion
2009 Robertson Park WA Champion
2009 QLD AMT #7 Finalist
2009 QLD AMT #8 Semi Finalist
2010 Nollamara Open Champion
2010 Snap Mt Lawley Classic Champion

DANIEL ALAMEH

Australian Ranking: 138

Singles

2009 18/U Skycity NT Open Championships AMT #2 Champion
2009 16/U Darwin Open Finalist
2009 WA State Open Claycourt Championships Finalist
2009 Optus 14s Autumn Nationals Finalist
2009 Optus 12s & 14s Winter Nationals Semi Finalist

Doubles

2009 Optus 12s & 14s Winter Nationals Champion
2009 Skycity NT Open Championships AMT #2 Finalist
2009 Optus 14s Spring Nationals Finalist
2009 WA State Open Claycourt Championships Finalist

JACK LYTTLE

Australian Ranking: 410

Singles

2009 12/U WA Junior Open Champion

2009 12/U WA State Hardcourts Champion
2009 14/U WA State Open Age Finalist
2009 14/U Optus 14s Winter Nationals Semi Finalist
2010 Optus 12s National Grasscourt Championships Champion
Represented Australia at the Longines Rising Star Challenge at the 2010 French Open

Doubles

2009 Optus 12s Autumn Nationals Champion
2009 12/U WA Junior Open Champion
2009 Optus 12s Spring Nationals Finalist
2009 Optus 12s Championships Semi Finalist
2010 Optus 12s National Grasscourt Championship Champion

JOSH NELSON

Australian Ranking: 80

Singles

2009 WA Grasscourt Championships Champion
2009 Goldfields Open Finalist
2009 Geraldton Easter Open Finalist
2009 WA Grasscourt Championships, Finalist
2009 WA AMT #1 Semi-Finalist
2010 Nollamara Open Finalist

Doubles

2009 Goldfields Open Champion
2009 Geraldton Easter Open Finalist
2009 Snap Mt Lawley Classic Finalist
2009 WA State Grasscourt Championships Finalist
2009 WA AMT #1 Semi Finalist
2009 WA Grasscourt Championships Semi Finalist
2009 Woolongong AMT Quarter Finalist

ROBERT ALLEN

Australian Ranking: 216

Singles

2009 18/U WA State Open Claycourt Championships Semi Finalist
2009 18/U Skycity NT Open Championships AMT #2 Semi Finalist
2010 Nollamara Open Semi Finalist

Doubles

2009 WA State Grasscourt Championships Semi Finalist
2009 WA State Open Claycourt Championship Semi Finalist
2009 Mildura Easter Open Semi Finalist
2010 SA AMT #6 Finalist
2010 Nollamara Open Finalist
2010 Optus 16s Autumn Nationals Semi Finalist

SCOTT JONES

Australian Ranking: 567

Singles

2009 12/U Nollamara Tournament Champion
2009 12/U Goldfields Open Champion
2009 Optus 12s Spring Nationals Quarter Finalist
2010 14/U Busselton Junior Open Finalist
2010 12/U Renmark Grasscourt Championship Champion

Tournament Results and Awards



JULY – DECEMBER 2009

2009 WA AMT #1 MARGARET RIVER

Men's Singles

Open Matt Ebden (WA)

Men's Doubles

Open S. Ashenden / J. Stuttard (WA)

Women's Singles

Open Dianne Hollands (NZ)

Women's Doubles

Open D. Brown / W. Webley-Smith (UK)

2009 WA AMT #2 (WA OPEN)

Men's Singles

Open Scott Robertson (SA)

Men's Doubles

Open G. Marigan / P. Starkie (WA)

Women's Singles

Open Teiwa Casey (WA)

Women's Doubles

Open T. Casey / S. Sanders (WA)

Mixed Doubles

Open S. Sanders / D. Alameh

KALAMUNDA JUNIOR OPEN

Boys Singles

10/U Thomas Jebb
12/U Tyler Tranquille
14/U Damien Rocky
16/U Josh Mason
18/U Jake Hawthorn

Boys Doubles

12/U T. Murphy / M. Niklasson
14/U R. Munks / D. Rocky
18/U J. Hawthorn / G. Ranuaro

Girls Singles

10/U Nina Sergeev
12/U Dakota Norton
14/U Sarah Campion
18/U Deborah Olow

Girls Doubles

12/U A. Jones / D. Norton
18/U A. Jones / D. Norton

2009 WA STATE HARD COURTS

Boys Singles

10/U Elliot Smith
12/U Jack Lyttle
14/U Ryan Godwin
16/U Rhys Johnson
18/U Steven Francis

Boys Doubles

10/U K. Banwell / M. Griffiths
12/U S. Jones / T. Tranquille
14/U N. Allet / J. Faundez
18/U J. Pleydell / M. Pleydell

Girls Singles

10/U Jovana Glusac
12/U Anja Dokic
14/U Giorgie Jone
16/U Storm Sanders

Girls Doubles

12/U S. Bowleg / M. Inglis
16/U C. Cridlend / S. Sanders

2009 UWA CLAY COURT CHAMPIONSHIPS

Boys Singles

10/U Simon Ferreira
12/U Scott Jones
14/U Bjarke Boisen
16/U Adrian Boston
18/U Adrian Boston

Boys Doubles

12/U S. Jones / L. Keddie
14/U B. Dallinger / A. Lenartowicz

Girls Singles

10/U Nina Sergeev
12/U Ivana Vojinovic
14/U Storm Sanders

Girls Doubles

12/U M. Connell / M. Inglis
14/U A. Dokic / S. Sanders

2009 SORRENTO ROUND ROBIN

Boys Singles

10/U Daniel Downey
12/U Todd Aleksis
13/U Joe Owen
16/U Jaye McKay

Boys Doubles

12/U T. Aleksis / L. Napier
14/U N. Schalk / N. Turner

Girls Singles

14/U Nicole Schalk

2009 OPEN & JUNIOR CLAY COURT CHAMPIONSHIPS

Boys Singles

12/U Socrates Tsoronis
14/U Vuk Velickovic
18/U Tristan Jackson
Open Jarod Stafford

Boys Doubles

12/U S. Jones / L. Keddie
14/U B. Boisen / V. Veluckovic
18/U J. Pleydell / M. Pleydell

Tournament Results and Awards



2009 OPEN & JUNIOR CLAY COURT CHAMPIONSHIPS (CONT.)

Girls Singles

12/U Ivana Vojinovic
14/U Astra Sharma
18/U Teiwa Casey
Open Tewia Casey

Girls Doubles

12/U M. Connell / I. Vojinovic
14/U A. Neoh / A. Sharma
18/U S. Allen-Fisher / K. Jones
Open T. Casey / S. Sanders

2009 BRIXTON ST SPRING JUNIOR OPEN

Boys Singles

10/U Milan Durmic
12/U Ben Webster
14/U James Watkins

Boys Doubles

12/U A. Downey / T. Murphy
14/U J. Goncalves / T. Njovu

Girls Singles

12/U Charleen Tiwari

Girls Doubles

12/U C. Church / A. Dique

2009 SPORTS SURFACES SORRENTO JUNIOR HARD COURT

Boys Singles

10/U Daniel Downey
12/U Ben Bannan
14/U Ryan Frawley
16/U Mitchell Pleydell

Boys Doubles

12/U F. Emms / I. Stewart
14/U B. Dallinger / R. Frawley
16/U J. Pleydell / M. Pleydell

Girls Singles

14/U Kristy Jones
16/U Storm Sanders

Girls Doubles

14/U B. O'Farrell / B. Foo
16/U P. Pienaar / S. Sanders

2009 OPTUS SPRING NATIONALS

Boys Singles

12/U Marc Polmans

Boys Doubles

12/U J. Delaney / D. Nichels

Girls Singles

12/U Sylvia Huffman

Girls Doubles

12/U N. Bains / O. Tjandramula

2009 STATE OPEN AGE

Boys Singles

12/U Daniel Nickels
14/U Ryan Frawley
16/U Kayne Ryan

Boys Doubles

12/U L. Keddie / D. Nickels
14/U L. King / A. Lasky
16/U S. Collins / J. Ionnou

Girls Singles

12/U Katerina Valos
16/U Storm Sanders

Girls Doubles

12/U A. Dokic / K. Valos
16/U P. Pienaar / S. Sanders

2009 WA GRASS COURT CHAMPIONSHIPS

Mens Singles

18/U Mitchell Pleydell
Open Josh Nelson
Special Ryan Foo

Mens Doubles

18/U J. Pleydell / M. Pleydell
Open S. Adlet / D. Leahy

Women's Singles

18/U Caitlin Cridland
Open Katy O'Shea

Women's Doubles

18/U S. Allen-Fisher / K. Jones
Open K. O'Shea / K. Ryan

2009 WOMEN IN TENNIS FOUNDATION CUP

Girls Singles

14/U Main Draw Emily Hannell (South West)
14/U Tennis Classic Tamara Williams

Girls Teams Event

Div 1. Winner South West
Div 2. Winner Moore Districts

2009 Clough Cup

Boys Singles

14/U Main Draw Joshua Bowen (Midwest)
14/U Tennis Classic Matthew Robertson

Boys Team Event

Div 1. Winner South Coast
Div 2 Winner South West

2009 MAURITZIO WA STATE GRASS COURT CHAMPIONSHIPS

Boys Singles

12/U Luke Keddie
14/U Linus Goh
16/U Rhys Johnson

Tournament Results and Awards



2009 MAURITZIO WA STATE GRASS COURT CHAMPIONSHIPS (CONT.)

Boys Doubles

12/U F. Emms / L. Stewart
14/U A. Lenartowitz / J. Watkins
16/U J. Sttenson / J. Pleydell

Girls Singles

10/U Darcy Kerr
12/U Meg Connell
14/U Crista Santiago
16/U Shannen Hett

Girls Doubles

12/U M. Connell / M. Kauffman
14/U T. Dunhill / L. Howes

2009 EAST FREMANTLE JUNIOR TENNIS CLASSIC

Boys Singles

10/U Adam Pacu
12/U Tom Marshall
14/U Jonothan Pinardi
16/U Greg Hyma

Boys Doubles

12/U A. Somerville-Brown / B. Steens
14/U M. Dixon / D. Gileno
16/U A. Crabb / J. Luttrell

Girls Singles

10/U Chaney Norton
12/U Pia Kagi
14/U Aura Becerra-Cerinza
16/U Deborah Olow

Girls Doubles

12/U P. Kagi / H. Sakaguchi
14/U A. Beccerra-Cerinza / D. Norton

2009 SNAP MT LAWLEY TENNIS CLASSIC

Boys/Men's Singles

10/U Trent Potter
12/U Louis Corker
14/U James Mitchell
18/U Dylan McCloskey
Open Brett Patten
Special Ryan Kingstom
Over 35 Brett Patten
Over 55 Tony Booth

Boys/Men's Doubles

12/U D. Bechard / T. Tranquille
Open B. Bacon / P. Starkie
Mixed

Girls/Ladies Singles

12/U Maddison Inglis
18/U Ali Connell
Open Marissa Gianotti
Special Janice Wood

Girls/Ladies Doubles

12/U S. Bolweg / L. Radicevic
Open S. Currie / K. O'Shea

Mixed Doubles

Open K. O'Shea / S. Ashenden

JANUARY – JUNE 2010

2010 NORTH BEACH JUNIOR CLASSIC

Boys Singles

10/U Kevin Banwell
12/U Tyler Tranquille
14/U Vuk Velickovic
16/U Bjarke Boisen

Boys Doubles

10/U K. Banwell / L. Hardy
12/U E. Gill / T. Tranquille
14/U R. Godwin / V. Velickovic
16/U N. Allett / N. Rechichi

Girls Singles

10/U Anja Kovacevic
12/U Megan Kauffman
14/U Meg Connell

Girls Doubles

12/U S. Bollweg / M. Kauffman
14/U I. Howes / B. Foo

2010 CBH GROUP COUNTRY WEEK CARNIVAL

Boys/Men's Singles

12/U Matthew Taylor
14/U Josh Bowen
16/U Sheldon Scott
Open David Bignell (Kojonup)

Team Events - Boys/Men's

12/U South West
14/U A South West
14/U B Geraldton
16/U South West
Open Katanning
Over 45 Bunbury

Girls/Ladies Singles

12/U Nikiesha Vellios
14/U Bernadette O'Farrell
Open Jennifer Krummenacher (Geraldton)

Team Events - Girls/Ladies

12/U South West
16/U South West
Open Geraldton
A Grade Goomalling
B Grade Bunbury

2010 BUSSELTON JUNIOR OPEN

Boys Singles

10/U Kevin Banwell
12/U Louis Corker
14/U Linus Goh
16/U Ashwin Sharma

Boys Doubles

10/U K. Banwell / A. Campbell
12/U R. Dowland / B. Webster

14/U L. Goh / B. Richter
16/U A. Rechichi / A. Sharma

Tournament Results and Awards



2010 BUSSELTON JUNIOR OPEN (CONT.)

Girls Singles

10/U	Madeline Muller-Hughes
12/U	Madison Inglis
14/U	Bernadette O'Farrell
16/U	Astra Sharma

Girls Doubles

10/U	M. Ryder / R. Ryder
12/U	M. Inglis / M. Kauffman
14/U	I. Howes / B. O'Farrell
16/U	C. Cridland / A. Sharma

Mixed Events

12/U	E. Bollweg / B. Bannan
18/U	A. Nathan / L. Asser

2010 GUNDRY'S MIDLAND JUNIOR & OPEN TOURNAMENT

Boys/Men's Singles

12/U	Matthew Taylor
14/U	Linus Goh
16/U	Kevin Kusel
18/U	Craig Campbell
Open	Cameron Fenner

Boys /Mens Doubles

10/U	J. Goncalves / L. Howard
12/U	R. Dowland / B. Webster
14/U	L. Goh / J. Lyttle
16/U	Z. Hui / J. Milar
Open	H. Litis / M. Pleydell

Girls /Womens Singles

10/U	Kate Lyttle
12/U	Megan Kauffman
14/U	Wei Lan
16/U	Jodie Thatcher
18/U	Astra Sharma
Open	Caitlin Cridland

Girls Doubles

14/U	W. Lan / L. Xi
------	----------------

2010 ESPERANCE OPEN

Boys/Men's Singles

10/U	Jesse Russell
12/U	Ben Webster
14/U	Matthew Boston
16/U	Adrian Boston
Open	Ashwin Sharma
Div 2	A. Smith

Boys/Men's Doubles

10/U	L. Adamson / C. Stewart
12/U	R. Dowland / B. Webster
14/U	J. Dowland / L. Keddie
16/U	L. Asser / B. Ritcher
Open	S. Culpin / A. Sharma
Div 2	P. Gajdowski / I. Sheed
Over 45	A. Cepeda / B. Delaney

Girls/Ladies Singles

10/U	Rebecca Schulz
12/U	Sasha Bollweg
14/U	Imogen Howes
16/U	Cristabel Dowland
Open	Imogen Howes

2010 ESPERANCE OPEN (CONT.)

Girls/Ladies Doubles

12/U	E. Bollweg / S. Bollweg
16/U	C. Dowland / G. Thomas
Open	I. Howes / C. Welkie
Div 2	A. Jackson / M. Jacson
Over 45	D. Vincent / J. Vincent

Mixed Doubles

14/16	S. Mountford / D. Mountford
Over 45	B. Fetherstonhaugh / D. Feterstonhaugh

2010 NOLLAMARA GRASS COURT CHAMPIONSHIP

Boys/Men's Singles

10/U	Jesse Russell
12/U	Ben Webster
14/U	Matthew Boston
16/U	Adrian Boston
Open	Ashwin Sharma

Girls/Women's Singles

10/U	Rebecca Schulz
12/U	Sasha Bollweg
14/U	Imogen Howes
16/U	Cristabel Dowland
Open	Imogen Howes

2010 BRIXTON STREET JUNIOR OPEN

Boys Singles

10/U	Cameron Green
12/U	Louis Corker
14/U	Bernard Richter
16/U	Linus Goh

Boys Doubles

10/U	M. Durmic / T. Gelati
12/U	M. Griffiths / T. Tranquille
14/U	B. Richter / D. Rocky
16/U	D. Ibbitson / A.Rechichi

Girls Singles

12/U	Tasha Towtrow
14/U	Aura Becerra-Cerinza
16/U	Cristabel Dowland

Girls Doubles

12/U	G. Kaur-Bajaj / A. Arslan
16/U	X. Deveraux / S. Krsmanovic

2010 GERALDTON EASTER OPEN

Men's Singles

Open	Cameron Fenner
------	----------------

Men's Doubles

Open	S. Ashenden / C. Williams
------	---------------------------

Women's Singles

Open	Katy O'Shea
------	-------------

Women's Doubles

Open	K. O'Shea / M. Gianotti
------	-------------------------

Tournament Results and Awards



2010 BRIDGETOWN EASTER OPEN

Men's Singles

Open Paul Starkie

Men's Doubles

Open P. Starkie / D. Bignell

Women's Singles

Open Veronica Burns

Women's Doubles

Open S. Massey / S. Saunders

2010 NOLLAMARA JUNIOR OPEN

Boys Singles

10/U Braden Penny
12/U M. Griffiths
14/U Scott Jones
16/U Jack Ioannou

Boys Doubles

10/U B. Camer-Pesci / N. Bailey
12/U M. Niklasson / L. Casey
14/U S. Raovic / T. Tranquille
16/U D. Ibbitson / J. Ioannou

Girls Singles

12/U Tasha Howtow
14/U Sasha Bollweg
16/U Cristabel Dowland

Girls Doubles

12/14 U S. Bollweg / A. Jones

2010 CBH GROUP COUNTRY ZONE CHALLENGE

<u>Event</u>	<u>Winner</u>
12/U A Div.	Mid West
12/U B Div. (Pool A)	Mid West
12/U B Div. (Pool B)	South Coast
14/U A Div.	South West
14/U B Div.	South West
16/U A Div.	Mid West
16/U B Div.	Mid West
Open A Div.	Mid West
Open B Div.	Mid West
Overall Champions	Mid West

2010 GOLD STYLE HOMES HENSMAN JUNIOR OPEN

Boys Singles

10/U Kyle Potter
12/U Lachlan Casey
14/U Josh Bowen
16/U Rhys Johnson

Boys Doubles

10/U N. Bailey / B. Camer-Pesci
12/U A. Kovacevic / P. Napier
14/U S. Raovic / D. Tait
16/U L. Goh / S. Scott

2010 GOLD STYLE HOMES HENSMAN JUNIOR OPEN (CONT.)

Girls Singles

10/U Caitlyn Napier
12/U Tasha Howtow
14/U Crista Santiago
16/U Jodie Thatcher

Girls Doubles

10/U H. Burton / C. Napier
12/U E. Bollweg / B. Marzec
14/U M. Haynes / J. Mitchell

2010 SOUTH MANDURAH JUNIOR TOURNAMENT

Boys Singles

10/U Angus Campbell
11/U Huy Nguyen
12/U Mitchell Fraser
13/U Tommy Prosser
14/U Tyler Hind
15/U Kyle Hayes

Boys Doubles

11/U R. Edwards / M. Frisna
13/U C. Prosser / T. Prosser
15/U J. Campbell / S. Galati

Girls Singles

10/U Rhiannon Ryder
11/U Cynthia Van Der Wieler
12/U Danika Humphries
13/U Louise Keefe
14/U Bernalee Carlson
15/U Sheridan Duke
17/U Xociht Deveraux

Girls Doubles

11/U E. Dillon / M. Muller-Hughes
13/U E. Dean / T. King
15/U B. O'Farrell / D. Slingsby
17/U X. Deveraux / M. Harretty

2010 ROBERTSON PARK OPEN

Men's Singles

18/U Rhys Johnson
Open Zach Itzstein

Men's Doubles

Open C. Williams / S. Ashenden

Women's Singles

18/U Ivana Vojinovic
Open Teiwa Casey

Women's Doubles

Open A. Connell / P. Pienaar

MINELECT GOLDFIELDS OPEN 2010

Boys/Men's Singles

10/U Nicholas De Lima
12/U Ben Webster
14/U Ben Dallinger
16/U Bjarke Boisen
18/U Vuk Velickovic
Open Zach Itzstein

Tournament Results and Awards



MINELECT GOLDFIELDS OPEN 2010 (CONT.)

Boys/Men's Doubles

12/U	R. Dowland / B. Webster
14/U	B. Dallinger / J. Robinson
18/U	B. Boisen / A. Lenartowicz
Open	S. Ashenden / K. Robinson

Girls/Ladies Singles

12/U	Maruska Livk
14/U	Maddison Inglis
16/U	Sarah Campion
18/U	Caitlyn Cridland
Open	Nina Catovic

Girls/Ladies Doubles

14/U	M. Inglis / M. Kauffman
Open	A. Kanther / N. Catovic

2010 SCHOOLS CLASSIC – METROPOLITAN (CONT)

Herbert Edwards Cup – Girls Div 1

Champions	Applecross Senior High School
Finalists	Applecross Senior High School

Herbert Edwards Cup – Girls – Div 2

Champions	Corpus Christi College
Finalists	St Marys Anglican Girls School

Academy Plate - Boys

Champions	Booragoon Primary
Finalists	Christian Brothers' College Fremantle

Academy Plate - Girls

Champions	Brentwood Primary
Finalists	St Mary Anglican Girls School

2010 SCHOOLS CLASSIC – COUNTRY

Academy Plate

Champions	Nagle Catholic College, Geraldton
Finalists	Georgiana Malloy Anglican School

Boys Herbert Edwards Cup

Champions	Nagle Catholic College, Geraldton
Finalists	Kojonup District High School

Girls Herbert Edwards Cup

Champions	Nagle Catholic College, Geraldton
Finalists	Northam Senior High School

Boys Mursell Shield

Champions	Nagle Catholic College, Geraldton
Finalists	Bunbury Catholic College

Girls Mursell Shield

Champions	Nagle Catholic College, Geraldton
Finalists	Great Southern Grammar, Albany

2010 SCHOOLS CLASSIC – METROPOLITAN

Slazenger Cup – Boys

Champions	Applecross Senior High School
Finalists	Applecross Senior High School

Mursell Shield – Boys

Champions	Christian Brothers' College Fremantle
Finalists	John Forrest Senior High School

Slazenger Cup – Girls

Champions	Applecross Senior High School
Finalists	Carine Senior High School

Mursell Shield – Girls

Champions	Applecross Senior High School
Finalists	St Brigids College

Herbert Edwards Cup – Boys Div 1

Champions	Applecross Senior High School
Finalists	Applecross Senior High School

Herbert Edwards Cup – Boys Div 2

Champions	John Forrest Senior High School
Finalists	Christian Brothers' College Fremantle

I hereby present the Tennis West Financial Summary report for the 2009-10 financial year.

The 2009-10 financial year saw Tennis West (TW) return to surplus, with a healthy annual net income of just over \$63,000 recorded, against a forecast budget surplus of \$17,240. This result was pleasing after three difficult years, and the net deficit of over \$70,000 of the previous year. Tennis West has restored its balance sheet to the healthy position enjoyed before the funding cuts from Tennis Australia three years ago. Net assets grew by \$21,441 to \$862,356 and cash on the Balance Sheets was \$772,457 as of the 30 June 2010, against \$570,414 at the end of 2008-09.

The strong financial performance was driven by a number of factors. By far the most significant was the much greater than budgeted grant income received. Tennis Australia (TA) committed to greater funding for grassroots tennis and the Member Associations in the course of the year. Unbudgeted grants from TA included a \$50,000 'Global Financial Crisis Grant' to help Tennis West (and other Member Associations) navigate the difficult economic circumstances of the period. In addition, TA supplied a new 'Grassroots Participation Grant', amounting to \$110,000 for a number of initiatives designed to better equip Tennis West for growing participation in WA. Part of this grant was expensed on better remuneration for existing staff, but the majority has been earmarked for investment in a new mobile Community Tennis Officer, improved remuneration for our Regional Development Administrators, and changes to our affiliation model to assist in developing registration and participation numbers.

It should also be noted that Tennis West Community Tennis staff executed particularly well on their respective KPI's, in Hotshots and the facilities area. This triggered a bonus of over \$30,000, which was not budgeted, and made a significant contribution to income.

State Tennis Centre functions income was the most significant area of underperformance against budgeted income. This was the result of two factors in particular. The cafe did not deliver the income expected; it was recently taken back under Tennis West control after a period under lease and this made forecasting for it difficult. Additionally, activity was down on the previous year, no doubt due to the poorer economic conditions that prevailed for much of the year.

Affiliation and related income (Tennis League fees, Tournament Sanction fees etc) was close to budgeted levels. This reflected only a slight drop off in affiliation numbers from 20,336 to 20,150 (-0.9%) arresting the more aggressive decline in numbers of the previous two years. Tennis League



Bill Price, Treasurer, Tennis West

team numbers, at 866 for Summer League, were also stable.

Against the background of better than forecast income, expense control was again relatively tight. Salaries, the main expenditure item in what is a service business, were over budget, but that reflected greater use of full and part time employed people than budgeted (at the expense of casual employees), as well as increased remuneration facilitated by TA grant support for this purpose. Maintenance expenditure on the State Tennis Centre was significantly higher than forecast, at \$69,417, reflecting the fact that the courts, in particular, are approaching end of their typical surface life-cycle.

Typically, however, the expenses that can be controlled were controlled relatively well. Marketing spend was limited, as we await details of Tennis Australia's national marketing strategy for grassroots tennis. We expect this to be an area of increased expenditure in 2010-11, but this will be subsidised by TA.

Tennis West's investment approach was again conservative, with most of its funds available for investment held in major bank Term Deposits, yielding interest income for the year of over \$34,000, against the \$22,000 budgeted. Limited capital expenditure was undertaken and this contributed to the increase in the cash position at year end.

In summary, the Association enjoyed a relatively strong year from a financial perspective. Tennis Australia invested more in our Community Tennis activities and this is likely to continue in the foreseeable future, appropriately in our view. Balance Sheet strength has been restored and investment policy will remain prudent. This means Tennis West is well positioned to continue its investment in developing the game in WA in coming year

Bill price
Treasurer, Tennis West

**W.A. Tennis Association Incorporated
ABN 90 803 634 736**

30 June 2010

W.A. Tennis Association Incorporated Statement of comprehensive income For the year ended 30 June 2010

	Note	2010	2009
Player development revenue	6	105,654	167,224
Tennis competitions revenue	6	268,846	291,006
Tennis business revenue	6	339,727	487,524
Tennis clubs & community revenue	6	377,850	179,050
Total revenue		1,092,077	1,124,804
Other income	7	1,049,339	972,703
Player development expenses		(215,360)	(253,855)
Tennis competitions expenses		(344,697)	(318,392)
Tennis business expenses		(617,423)	(775,535)
Tennis clubs & community expenses		(333,311)	(258,167)
Finance & administration expenses		(601,066)	(596,424)
Total expenses		(2,111,857)	(2,202,373)
Finance income	9	34,085	32,861
Net finance income		34,085	32,861
Net surplus/(deficit) for the period		63,644	(72,005)
Other comprehensive income		-	-
Total comprehensive income for the period		63,644	(72,005)

The statement of comprehensive income is to be read in conjunction with the notes of the financial statements set out on pages 5 to 21

W.A. Tennis Association Incorporated Statement of changes in equity For the year ended 30 June 2010

Note	National Registration Levy	100 Club	Brian Morrell Bequest	State Tennis Player Development Trust	Player Development Fund	Asset Replacement Reserve	Retained earnings	Total equity
Balance at 1 July 2008	30,024	9,817	12,273	63,870	-	90,000	706,935	912,919
Total comprehensive income for the period								
Total other comprehensive income	-	-	-	-	-	-	-	-
Surplus/(deficit) for the period	-	-	-	-	-	-	(72,005)	(72,005)
Reallocation to player development fund	-	-	-	-	-	-	-	-
Fundraising money allocated to 100 Club	-	-	-	-	-	-	-	-
Payment of player grants	-	-	-	-	-	-	-	-
Balance at 30 June 2009	30,024	9,817	12,273	63,870	-	90,000	634,930	840,914
Balance at 1 July 2009	30,024	9,817	12,273	63,870	-	90,000	634,930	840,914
Total comprehensive income for the period								
Total other comprehensive income	-	-	-	-	-	-	-	-
Surplus/(deficit) for the period	-	-	-	-	-	-	63,644	63,644
Reallocation to player development fund	(30,024)	-	(12,273)	(63,870)	106,167	-	-	-
Fundraising money allocated to 100 Club	-	12,776	-	-	-	-	(12,776)	-
Payment of player grants	-	-	-	-	(4,500)	-	4,500	-
Balance at 30 June 2010	-	22,593	-	-	101,667	90,000	690,298	904,558

The statement of changes in equity is to be read in conjunction with the notes to the financial statements set out on pages 5 to 21

W.A. Tennis Association Incorporated Statement of financial position As at 30 June 2010

	Note	2010	2009
Assets			
Cash and cash equivalents	11	772,457	570,414
Trade receivables and other assets	12	112,672	114,617
Inventories	13	11,876	13,733
Total current assets		897,005	698,764
Property, plant and equipment	14	4,626,482	4,781,223
Total non-current assets		4,626,482	4,781,223
Total assets		5,523,487	5,479,987
Liabilities			
Trade and other payables	15	163,937	87,191
Employee benefits	16	70,344	51,086
Income received in advance	17	185,593	176,950
Total current liabilities		419,874	315,227
Employee benefits	16	19,083	18,369
Income received in advance	17	4,179,972	4,305,477
Total non-current liabilities		4,199,055	4,323,846
Total liabilities		4,618,929	4,639,073
Net assets		904,558	840,914
Members' Equity			
Retained earnings		690,298	634,930
Reserves		214,260	205,984
Total members' equity		904,558	840,914

The statement of financial position is to be read in conjunction with the notes to the financial statements set out on pages 5 to 21

W.A. Tennis Association Incorporated Statement of cash flows

For the year ended 30 June 2010

	Note	2010	2009
Cash flows from operating activities			
Cash receipts from customers		1,666,428	1,753,192
Cash paid to suppliers and employees		(1,853,718)	(2,013,762)
Interest received		26,184	30,867
Cash receipts from government grants		379,450	340,967
Net cash from operating activities	22	218,344	111,264
Cash flows from investing activities			
Acquisition of property, plant and equipment	14	(16,301)	(102,774)
Net cash from investing activities		(16,301)	(102,774)
Cash flows from financing activities			
Net cash from financing activities		-	-
Net increase in cash and cash equivalents		202,043	8,490
Cash and cash equivalents at 1 July 2009		570,414	561,924
Cash and cash equivalents at 30 June 2010	11	772,457	570,414

The statement of cash flows is to be read in conjunction with the notes to the financial statements set out on pages 5 to 21

W.A. Tennis Association Incorporated Notes to the financial statements

1. Reporting entity

The W.A. Tennis Association Incorporated ('Association') is an Association domiciled in Australia with its financial year end as at 30 June 2010. The Association is Incorporated under the Associations Incorporation Act 1987. The address of the Association's registered office is;

State Tennis Centre
Victoria Park Drive
Burswood WA 6100.

The principal activities of the Association during the course of the financial year were the promotion and development of the game of tennis in Western Australia.

2. Basis of preparation

The financial statements were approved by the Members of the Committee on 1st September 2010.

(a) Statement of compliance

The financial report is a general purpose financial report which has been prepared in accordance with Australian Accounting Standards ('AASBs') (including Australian Interpretations) adopted by the Australian Accounting Standards Board (AASB).

(b) Basis of measurement

The financial report has been prepared on the historical cost basis.

(c) Functional and presentation currency

The financial report is presented in Australian dollars, which is the Association's functional currency.

(d) Use of estimates and judgements

The preparation of financial statements requires management to make judgements, estimates and assumptions that affect the application of accounting policies and the reported amounts of assets, liabilities, income and expenses. Actual results may differ from these estimates.

Estimates and underlying assumptions are reviewed on an ongoing basis. Revisions to accounting estimates are recognised in the period in which the estimate is revised and in any future periods affected.

In particular, information about significant areas of estimation uncertainty and critical judgements in applying accounting policies that have the most significant effect on the amount recognised in the financial statements are described in the following notes:

- Note 14 – property, plant and equipment (impairment assessment and determination of useful lives)

W.A. Tennis Association Incorporated Notes to the financial statements

3. Significant accounting policies

The accounting policies set out below have been applied consistently to all periods presented in these financial statements. Certain comparative amounts have been reclassified to conform with the current year's presentation.

(a) Financial instruments

(i) Non-derivative financial instruments

Non-derivative financial instruments comprise trade and other receivables, cash and cash equivalents and trade and other payables.

Non-derivative financial instruments are recognised initially at fair value. Subsequent to initial recognition non-derivative financial instruments are measured as described below.

A financial instrument is recognised if the Association becomes a party to the contractual provisions of the instrument. Financial assets are derecognised if the Association's contractual rights to the cash flows from the financial assets expire or if the Association transfers the financial asset to another party without retaining control or substantially all risks and rewards of the asset. Financial liabilities are derecognised if the Association's obligations specified in the contract expire or are discharged or cancelled.

Cash and cash equivalents comprise cash balances and call deposits.

(ii) Loans and receivables

Other non-derivative financial instruments are measured at amortised cost using the effective interest method, less any impairment losses.

(b) Property, plant and equipment

(i) Recognition and measurement

Items of property, plant and equipment are measured at cost or deemed cost less accumulated depreciation (see below) and impairment losses.

Cost includes expenditures that are directly attributable to the acquisition of the asset. The cost of self-constructed assets includes the cost of materials, direct labour, the initial estimate, where relevant, of the costs of dismantling and removing the items and restoring the site on which they are located, and an appropriate proportion of production overheads. Purchased software that is integral to the functionality of the related equipment is capitalised as part of that equipment.

Where parts of an item of property, plant and equipment have different useful lives, they are accounted for as separate items (major components) of property, plant and equipment.

(ii) Subsequent costs

The cost of replacing part of an item of property, plant and equipment is recognised in the carrying amount of the item if it is probable that the future economic benefits embodied within the part will flow to the Association and its cost can be measured reliably. The costs of the day-to-day servicing of property, plant and equipment are recognised in profit or loss as incurred.

(iii) Depreciation

Depreciation is recognised in profit or loss on a straight-line basis over the estimated useful lives of each part of an item of property, plant and equipment.

The estimated useful lives in the current and comparative periods are as follows:

• Leasehold improvements	50 years
• Plant and equipment	3-10 years
• Tennis courts	43-45 years

The residual value, the useful life and the depreciation method applied to an asset are reassessed at least annually.

W.A. Tennis Association Incorporated

Notes to the financial statements

Significant accounting policies (continued)

- (c) Inventories are measured at the lower of cost and net realisable value. The cost of inventories is based on the first-in first-out principle, and includes expenditure incurred in acquiring the inventories and bringing them to their existing location and condition. Net realisable value is the estimated selling price in the ordinary course of business, less the estimated costs of completion and selling expenses.
- (d) **Impairment**
- (i) **Financial assets (including receivables)**
A financial asset is considered to be impaired if objective evidence indicates that one or more events have had a negative effect on the estimated future cash flows of that asset.
An impairment loss in respect of a financial asset measured at amortised cost is calculated as the difference between its carrying amount, and the present value of the estimated future cash flows discounted at the original effective interest rate.
Individual significant financial assets are tested for impairment on an individual basis. The remaining financial assets are assessed collectively in groups that share similar credit risk characteristics.
All impairment losses are recognised in profit or loss.
An impairment loss is reversed if the reversal can be related objectively to an event occurring after the impairment loss was recognised, and this reversal is recognised in profit or loss.
- (ii) **Non-financial assets**
The carrying amounts of the Association's non-financial assets, other than inventories, are reviewed at each reporting date to determine whether there is any indication of impairment. If any such indication exists then the asset's recoverable amount is estimated.
An impairment loss is recognised if the carrying amount of an asset or its cash-generating unit exceeds its recoverable amount. A cash-generating unit is the smallest identifiable asset group that generates cash flows that largely are independent from other assets and groups. Impairment losses are recognised in profit or loss. Impairment losses recognised in respect of cash-generating units are allocated first to reduce the carrying amount of any goodwill allocated to the units and then to reduce the carrying amount of the other assets in the unit (group of units) on a pro rata basis.
The recoverable amount of an asset or cash-generating unit is the greater of its value in use and its fair value less costs to sell. In assessing value in use, the estimated future cash flows are discounted to their present value using a discount rate that reflects current market assessments of the time value of money and the risks specific to the asset.
Impairment losses recognised in prior periods are assessed at each reporting date for any indications that the loss has decreased or no longer exists. An impairment loss is reversed if there has been a change in the estimates used to determine the recoverable amount. An impairment loss is reversed only to the extent that the asset's carrying amount does not exceed the carrying amount that would have been determined, net of depreciation or amortisation, if no impairment loss had been recognised.
- (e) **Employee benefits**
- (i) **Long-term employee benefits**
The Association's net obligation in respect of long-term service benefits is the amount of future benefit that employees have earned in return for their service in the current and prior periods. The obligation is calculated using expected future increases in wage and salary rates including related on-costs and expected settlement dates, and is discounted using the rates attached to the Commonwealth Government bonds at the balance sheet date which have maturity dates approximating to the terms of the Association's obligations.
- (ii) **Short-term benefits**
Liabilities for employee benefits for wages, salaries, annual leave and sick leave represent present obligations resulting from employees' services provided to reporting date and are calculated at undiscounted amounts based on wage and salary rates that the Association expects to pay as at reporting date including related on-costs, such as workers compensation insurance and payroll tax. A provision is recognised for the amount expected to be paid under short-term cash bonus or profit-sharing plans if the Association has a present legal or constructive obligation to pay this amount as a result of past service provided by the employee and the obligation can be estimated reliably.

W.A. Tennis Association Incorporated Notes to the financial statements

3. Significant accounting policies (continued)

(f) Provisions

A provision is recognised if, as a result of a past event, the Association has a present legal or constructive obligation that can be estimated reliably, and it is probable that an outflow of economic benefits will be required to settle the obligation. Provisions are determined by discounting the expected future cash flows at a rate that reflects current market assessments of the time value of money and the risks specific to the liability.

(g) Revenue

(i) Goods sold

Revenue from the sale of goods is measured at the fair value of the consideration received or receivable, net of returns and allowances, trade discounts and volume rebates. Revenue is recognised when the significant risks and rewards of ownership have been transferred to the buyer, recovery of the consideration is probable, the associated costs and possible return of goods can be estimated reliably, and there is no continuing management involvement with the goods.

(ii) Services

Revenue from services rendered is recognised in the profit or loss in proportion to the stage of completion of the transaction at reporting date. The stage of completion is assessed by reference to surveys of work performed.

Revenue received in advance relating to the promotion of tennis at the State Tennis Centre has been deferred and is recognised on a straight-line basis over the period that the services are rendered.

(h) Other income

(i) Government grants

Grants that compensate the Association for expenses incurred are recognised as other income in the statement of comprehensive income when funding is received. Grants that compensate the Association for the cost of an asset are recognised in the income statement as other income on a systematic basis over the useful life of the asset.

(i) Lease payments

Payments made under operating leases are recognised in profit or loss on a straight-line basis over the term of the lease. Lease incentives received are recognised as an integral part of the total lease expense, over the term of the lease.

(j) Finance income and expenses

Finance income comprises interest income on funds invested. Interest income is recognised as it accrues, using the effective interest method.

(k) Income tax

The Association's income relates to its activities as an Association established for the encouragement of sport. In following the Income Tax Assessment Act of 1997 Div 50 s.50-45, the Association's income is therefore considered exempt from income tax.

Withholding tax from other jurisdictions is provided when the liability is due and payable.

W.A. Tennis Association Incorporated Notes to the financial statements

3. Significant accounting policies (continued)

(l) Goods and services tax

Revenue, expenses and assets are recognised net of the amount of goods and services tax (GST), except where the amount of GST incurred is not recoverable from the taxation authority. In these circumstances, the GST is recognised as part of the cost of acquisition of the asset or as part of the expense.

Cash flows are included in the statement of cash flows on a gross basis. The GST components of cash flows arising from investing and financing activities which are recoverable from, or payable to, the ATO are classified as operating cash flows.

(m) New standards and interpretations not yet adopted

The following amendments have been identified which may impact the entity in the period of initial application. These are available for early adoption at 30 June 2010, but have not been applied in preparing these financial statements:

AASB 1053 *Application of Tiers of Australian Accounting Standards* includes traditional provisions for various different situations including for entities that previously prepared special purpose financial statements and are no longer required to prepare financial statements under either Tier 1 or 2 as well as for those entities transitioning between the different tiers. AASB 1053 will become mandatory for the year ended 30 June 2014. The entity has not yet determined the potential effect of the standard.

AASB 9 *Financial Instruments* includes requirements for the classification and measurement of financial assets resulting from the first Phase 1 of the project to replace AASB 139 *Financial Instruments: Recognition and Measurement*. AASB 9 will become mandatory for the entity 30 June 2014 financial statements. Retrospective application is generally required, although there are exceptions, particularly if the entity adopts the standard for the year ended 30 June 2012 or earlier. The entity has not yet determined the potential effect of the standard.

AASB 124 *Related Party Disclosures* (revised December 2009) simplifies and clarifies the intended meaning of the definition of a related party and provides a partial exemption from the disclosure requirements for government-related entities. The amendments, which will become mandatory for Association's 30 June 2012 financial statements, are not expected to have any impact on the financial statements.

AASB 2009-5 *Further amendments to Australian Accounting Standards arising from the Annual Improvements Process* affect various AASBs resulting in minor changes for presentation, disclosure, recognition and measurement purposes. The amendments, which become mandatory for the Association's 30 June 2011 financial statements, are not expected to have a significant impact on the financial statements.

4. Determination of fair values

A number of the Association's accounting policies and disclosures require the determination of fair value, for both financial and non-financial assets and liabilities. Fair values have been determined for measurement and/or disclosure purposes based on the following methods. Where applicable, further information about the assumptions made in determining fair values is disclosed in the notes specific to that asset or liability.

(i) Trade and other receivables

For receivables with a remaining useful life of less than one year, the notional amount is deemed to reflect the fair value. All other receivables are discounted to determine the fair value.

W.A. Tennis Association Incorporated Notes to the financial statements

5. Financial risk management

The Association has exposure to the following risks from their use of financial instruments:

- Credit risk
- Liquidity risk
- Market risk
- Operational Risk

This note presents information about the Association's exposure to each of the above risks, their objectives, policies and processes for measuring and managing risk, and the management of capital. Further quantitative disclosures are included throughout this financial report.

The Members of the Committee have overall responsibility for the establishment and oversight of the risk management framework.

Risk management policies are established to identify and analyse the risks faced by the Association, to set appropriate risk limits and controls, and to monitor risks and adherence to limits. Risk management policies and systems are reviewed regularly to reflect changes in market conditions and the Association's activities. The Association, through their training and management standards and procedures, aim to develop a disciplined and constructive control environment in which all employees understand their roles and obligations.

Credit risk

Credit risk is the risk of financial loss to the Association if a customer or counterparty to a financial instrument fails to meet its contractual obligations, and arises principally from the Association's receivables from customers and investment securities.

Trade and other receivables

The Association's exposure to credit risk is influenced mainly by the individual characteristics of each customer. The demographics of the Association's customer base, including the default risk of the industry and country, in which customers operate, has less of an influence on credit risk. Approximately 19 percent (2009:14 percent) of the Association's revenue is attributable to sales transactions with a single customer.

The Association has established an allowance for impairment that represents its estimate of incurred losses in respect of trade and other receivables and investments. The main components of this allowance are a specific loss component that relates to individual exposures. The collective loss allowance is determined based on historical data of payment statistics for similar financial assets.

The majority of the Association's customers have been transacting with the Association for a number of years, and losses have been minimal.

Liquidity risk

Liquidity risk is the risk that the Association will not be able to meet its financial obligations as they fall due. The Association's approach to managing liquidity is to ensure, as far as possible, that it will always have sufficient liquidity to meet its liabilities when due, under both normal and stressed conditions, without incurring unacceptable losses or risking damage to the Association's reputation.

Typically the Association ensures that it has sufficient cash on demand to meet expected operational expenses for a period of 60 days, including the servicing of financial obligations; this excludes the potential impact of extreme circumstances that cannot reasonably be predicted, such as natural disasters.

W.A. Tennis Association Incorporated Notes to the financial statements

5. Financial risk management (continued)

Market risk

Market risk is the risk that changes in market prices, such as foreign exchange rates, interest rates and equity prices will affect the Association's income or the value of its holdings of financial instruments. The objective of market risk management is to manage and control market risk exposures within acceptable parameters, while optimising the return.

Currency risk

The Association is not exposed to currency risk on sales, purchases and borrowings as they only transact in their denominated currency the Australian dollar (AUD).

Operational risk

Operational risk is the risk of direct or indirect loss arising from a wide variety of causes associated with the Association's processes, personnel, technology and infrastructure, and from external factors other than credit, market and liquidity risks such as those arising from legal and regulatory requirements and generally accepted standards of corporate behaviour. Operational risks arise from all of the Association's operations.

The Association's objective is to manage the operations risk so as to balance the avoidance of financial losses and damage to the Association's reputation with overall cost effectiveness and to avoid control procedures that restrict initiative and creativity.

The primary responsibility for the development and implementation of controls to address operational risk is assigned to senior management within each business unit. This responsibility is supported by the development of overall Association's standards for the management of operational risk in the following areas:

- Requirements for appropriate segregation of duties, including independent authorisation of transactions;
- Requirements for the reconciliation and monitoring of transactions;
- Compliance with regulatory and other legal requirements;
- Requirements for the periodic assessment of operational risks faced, and the adequacy of controls and procedures to address the risks identified;
- Requirements for the reporting of operational losses and proposed remedial action
- Development of contingency plans
- Training and professional development
- Ethical and business standards; and
- Risk mitigation, including insurance where this is effective.

Capital management

The Association is not subject to externally imposed capital requirements.

W.A. Tennis Association Incorporated Notes to the financial statements

6. Revenue

	2010	2009
Player development revenue		
- Tennis Australia grants	61,277	76,050
- Entry fees	38,213	53,343
- Other income	6,164	37,831
	105,654	167,224
Tennis competitions revenue		
- Tennis Australia grants	10,000	3,000
- Entry fees	195,222	206,281
- Sponsorship	40,045	44,945
- Other income	23,579	36,780
	268,846	291,006
Tennis business revenue		
- Catering income	83,416	91,528
- Room hire income	79,859	129,231
- Equipment sales	25,677	100,319
- Sponsorship	41,808	15,000
- Other income	108,967	151,446
	339,727	487,524
Tennis clubs & community revenue		
- Tennis Australia grants	336,669	157,406
- Other income	41,181	21,644
	377,850	179,050
Total revenue	1,092,077	1,124,804

7. Other income

	2010	2009
Sponsorship	5,445	5,500
Fundraising 100 club	9,874	11,321
Affiliation fees	373,096	359,314
Recovery of insurance costs	94,506	89,598
Ticket sales income	35,978	13,021
Tennis Australia grants	25,395	-
Government grants	504,954	466,471
Sundry income	91	27,478
Total other income	1,049,339	972,703

Government grants

The Association has been awarded government grants from the WA Department of Sport and Recreation (DSR) and the Healthway. The DSR grants covers the Associations business plan funding, a Pro Circuit community action programme, high performance funding and an indigenous program grant for a dedicated indigenous program.

The Healthway grant was provided to fund various programs mainly focused on participation and junior development programs.

W.A. Tennis Association Incorporated Notes to the financial statements

8. Other expenses

The Association has the following key expenses:

	2010	2009
Depreciation expense		
- plant and equipment	39,700	49,521
- leasehold improvements	105,862	104,479
- courts	25,480	25,479
Cost of goods sold		
- cost of inventories	105,859	147,395
Employee benefits expense	19,972	23,375
Insurance expense	71,627	72,744
Operating lease rental expense	425	1,325

9. Finance income and expense

	2010	2009
Interest income on bank deposits	34,085	32,861
Finance income	34,085	32,861
Finance expense	-	-
Net finance income and expense	34,085	32,861

No finance income and expenses are recognised through equity. This is consistent with the statement of changes in equity on page 2

10. Auditors' remuneration

Audit services

Auditors of the Association

KPMG Australia:

Audit and review of financial reports

	2010	2009
	11,000	9,500
	11,000	9,500
Other services		
Auditors of the Association		
KPMG Australia:	1,500	3,000
	1,500	3,000

W.A. Tennis Association Incorporated Notes to the financial statements

11. Cash and cash equivalents

	2010	2009
Bank balances	155,163	264,600
Cash on hand	1,305	700
Deposits at call	615,989	305,114
Cash and cash equivalents	<u>772,457</u>	<u>570,414</u>

Cash and cash equivalents comprise cash balances and call deposits. The call deposits are readily convertible into known amounts of cash and are held at amortised cost.

12. Trade and other receivables

	2010	2009
Current		
Trade receivables	21,504	38,244
Other receivables	31,843	28,524
Prepayments	59,325	47,849
	<u>112,672</u>	<u>114,617</u>

13. Inventories

	2010	2009
Inventory on hand	11,876	13,733
	<u>11,876</u>	<u>13,733</u>

W.A. Tennis Association Incorporated Notes to the financial statements

14. Property, plant and equipment

Cost	Leasehold Improvements	Plant and equipment	Counts	Total
Balance at 1 July 2008	5,091,443	742,326	1,147,724	6,981,493
Additions	60,345	42,429	-	102,774
Disposals	-	(442,747)	-	(442,747)
Balance at 30 June 2009	5,151,788	342,008	1,147,724	6,641,520
Balance at 1 July 2009	5,151,788	342,008	1,147,724	6,641,520
Additions	-	16,301	-	16,301
Disposals	-	-	-	-
Balance at 30 June 2010	5,151,788	358,309	1,147,724	6,657,821
Accumulated Depreciation				
Balance at 1 July 2008	(1,305,898)	(816,504)	(198,046)	(2,121,448)
Depreciation charge for the Year	(104,479)	(49,521)	(25,479)	(179,479)
Disposals	-	440,630	-	440,630
Balance at 30 June 2009	(1,411,377)	(225,395)	(223,525)	(1,860,297)
Balance at 1 July 2009	(1,411,377)	(225,395)	(223,525)	(1,860,297)
Depreciation charge for the Year	(105,862)	(39,700)	(25,480)	(171,042)
Disposals	-	-	-	-
Balance at 30 June 2010	(1,517,239)	(265,095)	(249,005)	(2,031,339)
Carrying amounts				
At 1 July 2008	3,784,545	125,822	949,678	4,860,045
At 30 June 2009	3,740,411	116,613	924,199	4,781,223
At 1 July 2009	3,740,411	116,613	924,199	4,781,223
At 30 June 2010	3,634,549	93,214	898,719	4,626,482

W.A. Tennis Association Incorporated Notes to the financial statements

15. Trade and other payables

	2010	2009
Trade payables	39,230	19,652
Other payables and accrued expenses	124,707	67,539
	<u>163,937</u>	<u>87,191</u>

16. Employee benefits

Current

	2010	2009
Provision for long-service leave	11,004	6,091
Provision for annual leave	59,340	44,995
	<u>70,344</u>	<u>51,086</u>

Non-current

Provision for long-service leave	19,083	18,369
	<u>19,083</u>	<u>18,369</u>

17. Income received in advance

Current

	2010	2009
State tennis centre	101,829	101,829
Clay courts	4,828	4,828
Rebound ace courts	18,848	18,848
Other grant income	25,000	25,000
Other	35,088	26,445
	<u>185,593</u>	<u>176,950</u>

Non-current

State tennis centre	3,408,971	3,510,800
Clay courts	137,726	142,554
Rebound ace courts	633,275	652,123
	<u>4,179,972</u>	<u>4,305,477</u>

W.A. Tennis Association Incorporated Notes to the financial statements

18. Capital and reserves

National registration levy

The National Registration Levy reserve amount of \$30,024 is no longer required for the purpose it was established, being the need to meet sanction fee requirements of Tennis Australia. This amount has been reallocated to the Player Development Fund by the Members of the Committee, endorsed by Council.

State Tennis player development Trust

The former State Player Development Trust amount of \$63,870 (2009) has been reallocated to the Player Development Fund, there being very similar purposes in the establishment of both funds. The Player Development Fund has been established to support, for the purposes of player development, individuals and initiatives, the main beneficiaries being junior tennis players.

Brian Morrell bequeath

The Brian Morrell Bequest amount of \$12,273 has been reallocated to the Player Development Fund, the purpose of each being to support individuals and initiatives for the benefit of player development. There was no specific condition upon the bequeath of funds, however at the time the Committee resolved to use the funds for player development.

Player development fund

This reserve has been established to combine amounts in the above reserves, with the purposes of development and enhancement of players in Western Australia.

100 Club

In the past, this fund included sanction fees (IOVF) applied to entries of qualifying tournaments. This now has funds allocated to it from fundraising efforts of the 100 club and the funds are to be used for player development.

Asset replacement reserve

These are reserves set aside for the replacement and improvement of assets at the State Tennis Centre.

Members equity

The Association is a body corporate incorporated under the Associations Incorporation Act 1987. In the event of the Association being wound up the liability of members is determined by its rules.

W.A. Tennis Association Incorporated Notes to the financial statements

19. Financial instruments

Credit Risk

Exposure to credit risk

The carrying amount of the Association's financial assets represents the maximum credit exposure. The Association's maximum exposure to credit risk at the reporting date was:

	Note	Carrying amount	
		2010	2009
Trade and other receivables (less prepayments)	12	53,347	66,768
Cash and cash equivalents	11	772,457	570,414
		<u>825,804</u>	<u>637,182</u>

The Association's maximum exposure to credit risk for trade receivables at the reporting date by geographic region was \$21,504 in Australia (2009: \$38,244).

The Association's most significant customer accounts for 19.3% or \$4,056 of the trade receivables carrying amount at 30 June 2010. (2009: 20.88% or \$8,250).

Impairment losses

The aging of the Association's trade receivables at the reporting date was:

	Gross 2010	Gross 2009
Not past due	7,603	16,374
Past due 31-60 days	8,212	18,913
Past due 61-90 days	2,230	1,947
Past due 90 days	3,641	2,275
	<u>21,686</u>	<u>39,509</u>

The movement in the allowance for impairment in respect of trade receivables during the year was as follows:

	2010	2009
Balance at 1 July	(1,265)	-
Impairment (loss)/gain recognised	1,083	(1,265)
Balance at 30 June	<u>(182)</u>	<u>(1,265)</u>

W.A. Tennis Association Incorporated Notes to the financial statements

20. Financial instruments (continued) Liquidity Risk

The following are the contractual maturities of financial liabilities, including interest.

30 June 2010

	Note	Carrying amount	Contractual cash flows	6 mths or less
Non-derivative financial liabilities				
Trade and other payables	16	163,937	(163,937)	(163,937)
		<u>163,937</u>	<u>(163,937)</u>	<u>(163,937)</u>

30 June 2009

		Carrying amount	Contractual cash flows	6 mths or less
Non-derivative financial liabilities				
Trade and other payables	16	87,191	(87,191)	(87,191)
		<u>87,191</u>	<u>(87,191)</u>	<u>(87,191)</u>

There are no non-derivative financial liabilities with contractual maturities greater than 6 months.

Refer to note 5 for details on the Association's approach to managing liquidity risk.

Interest Rate Risk

Profile

At the reporting date the interest rate profile of the Association's interest-bearing financial instruments were:

	Association Carrying amount	
	2010	2009
Fixed rate instruments		
Financial assets – Bank of Queensland investment	138,356	133,285
Financial assets – Bank of Queensland investment	14,266	13,742
Financial assets – Bank of Queensland investment	150,000	-
Financial assets – Macquarie investment account	163,367	158,087
Financial assets – Macquarie investment account	100,000	-
Financial assets – Macquarie investment account	50,000	-
Variable rate instruments		
Financial assets – CBA Saver bank account	1,201	77,710
Financial assets – CBA bank account	153,962	186,890

Fair values versus carrying amounts

The carrying amount of assets and liabilities shown in the balance sheet approximate their fair value.

W.A. Tennis Association Incorporated Notes to the financial statements

21. Operating leases

Leases as lessee

Non-cancellable operating lease rentals are payable as follows

	2010	2009
Less than one year	200	425
Between one and five years	800	800
More than five years	6,600	6,800
	<u>7,600</u>	<u>8,025</u>

The Association leases property under non-cancellable operating leases with terms from 2-50 years. Leases generally provide the Association with a right of renewal at which time all terms are renegotiated.

Under the terms and conditions of the funds received from the State Government towards the construction costs and the land associated with the State Tennis Centre, the Association is required to comply with certain terms and conditions in connection with the operation of the State Tennis Centre. The officers believe all terms and conditions have been met during the period.

During the financial year ended 30 June 2010, \$425 was recognised as an expense in the statement of comprehensive income in respect of operating leases (2009: \$1,325).

22. Reconciliation of cash flows from operating activities

	Note	2010	2009
Cash flows from operating activities			
Surplus/(deficit) for the period		63,644	(72,005)
Adjusted for:			
Depreciation	14	171,042	179,479
Loss on disposal of property, plant and equipment	14	-	2,117
Operating profit before changes in working capital and provisions		<u>234,686</u>	<u>(15,912)</u>
(Increase)/decrease in trade and other receivables		1,945	106,780
(Increase)/decrease in inventories		1,857	6,771
(Decrease)/increase in trade and other payables		76,746	(16,120)
(Decrease)/increase in provisions and employee benefits		19,972	23,375
(Decrease)/increase in income received in advance		(116,862)	(119,133)
Net cash from operating activities		<u>218,344</u>	<u>111,264</u>

W.A. Tennis Association Incorporated Notes to the financial statements

23. Other related party transactions

The Association being an Associate member of Tennis Australia (TA) receives shared services benefits from TA. These benefits include accounting and Information Technology resources.

The names of each person holding the position of officer of the Association during the financial year were: Dean Williams, Michael Lee, Paul Olivier, Bill Price, Ray Collins, Helen Morgan, Jim Davies, Wayne Firms and Hayden Gibson. During the year Siobhan Drake Brockman and Loretta Hughes were appointed as new Committee members while Paul Olivier and Helen Morgan resigned from the Committee. Officers of the Association are acting on an honorary basis.

The key management personnel for Tennis West include the following employees: Andrew Stanbury, Brooke Koenig, Shane Smedley and Darren Sturgess. Shane Smedley replaced Darren Sturgess in December 2009

Key management personnel compensation

In AUD

	2010	2009
Short-term employee benefits	219,476	189,307
Post employment benefits	19,051	26,989
Total compensation	238,527	216,296

24. Subsequent events

There have been no events subsequent to balance date which would have a material effect on the Association's financial statements.

W.A. Tennis Association Incorporated Statement by the officers

In the opinion of the officers of W.A. Tennis Association Incorporated ('the Association'):


- (a) the financial statements and notes set out on pages 5 to 21, are in accordance with the Associations Incorporations Act 1987, including:
 - (i) giving a true and fair view of the financial position of the Association as at 30 June 2010 and of their performance, for the financial year ended on that date; and
 - (ii) complying with Australian Accounting Standards and the Associations Incorporations Act 1987;
- (b) there are reasonable grounds to believe that the Association will be able to pay its debts as and when they become due and payable.

Dated at Perth.....1st.....day of.....September.....2010.

Signed in accordance with a resolution of the officers:



H.T.S. Price
Treasurer & Officer



D Williams
President



Independent auditor's report to the officers of W.A. Tennis Association Incorporated

Report on the financial report

We have audited the accompanying financial report of W.A. Tennis Association Incorporated (the Association), which comprises the statement of financial position as at 30 June 2010, and the statement of comprehensive income, statement of changes in equity and statement of cash flows for the year ended on that date, a summary of significant accounting policies and other explanatory notes 1 to 24 and the statement by the officers.

Officers' responsibility for the financial report

The officers of the Association are responsible for the preparation and fair presentation of the financial report in accordance with Australian Accounting Standards (including the Australian Accounting Interpretations) and the *Associations Incorporation Act 1987*. This responsibility includes establishing and maintaining internal control relevant to the preparation and fair presentation of the financial report that is free from material misstatement, whether due to fraud or error; selecting and applying appropriate accounting policies; and making accounting estimates that are reasonable in the circumstances.

Auditor's responsibility

Our responsibility is to express an opinion on the financial report based on our audit. We conducted our audit in accordance with Australian Auditing Standards. These Auditing Standards require that we comply with relevant ethical requirements relating to audit engagements and plan and perform the audit to obtain reasonable assurance whether the financial report is free from material misstatement.

An audit involves performing procedures to obtain audit evidence about the amounts and disclosures in the financial report. The procedures selected depend on the auditor's judgement, including the assessment of the risks of material misstatement of the financial report, whether due to fraud or error. In making those risk assessments, the auditor considers internal control relevant to the entity's preparation and fair presentation of the financial report in order to design audit procedures that are appropriate in the circumstances, but not for the purpose of expressing an opinion on the effectiveness of the entity's internal control. An audit also includes evaluating the appropriateness of accounting policies used and the reasonableness of accounting estimates made by the officers, as well as evaluating the overall presentation of the financial report.

We performed the procedures to assess whether in all material respects the financial report presents fairly, in accordance with the *Associations Incorporation Act 1987* and Australian Accounting Standards (including the Australian Accounting Interpretations), a view which is consistent with our understanding of the Association's financial position and of its performance.

We believe that the audit evidence we have obtained is sufficient and appropriate to provide a basis for our audit opinion.



24

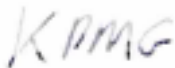
Independence

In conducting our audit, we have complied with the independence requirements of the Australian professional accounting bodies.


Auditor's opinion

In our opinion the financial report of W.A. Tennis Association Incorporated is in accordance with the *Associations Incorporation Act 1987*, including:

- (i) giving a true and fair view of the Association's financial position as at 30 June 2010 and of its performance for the year ended on that date; and
- (ii) complying with Australian Accounting Standards (including the Australian Accounting Interpretations).



KPMG



Adrian V King
Partner

Melbourne

1 September 2010