

Tennis Vic Coach chat messages



Contents

1. Instructions
2. Drink
3. Break
4. Sunscreen
5. Toilet
6. Help
7. Finished
8. Wait
9. Your turn
10. More
11. Great job!
12. I don't understand
13. Yes
14. No

© Scope 2020 | PCS © 1981-2020 by Tobii Dynavox

15. Happy
16. Sad
17. Tired
18. Hot
19. Cold
20. Slow
21. Fast

© Scope 2020 | PCS © 1981-2020 by Tobii Dynavox



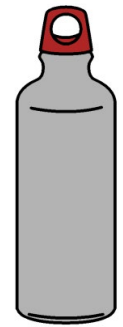
Coach chat messages

Instructions

1. These cards have common messages for chatting in lessons.
2. These cards are for coaches and students to use in lessons.
3. Show one card at a time to the student.
4. Point to the picture as you say the message.
5. Give the student time to understand the message.


1

Drink



2

Break



3

© Scope 2020 | PCS © 1981-2020 by Tobii Dynavox

Sunscreen



4

© Scope 2020 | PCS © 1981-2020 by Tobii Dynavox


Toilet



5

© Scope 2020 | PCS © 1981-2020 by Tobii Dynavox


Help



6

© Scope 2020 | PCS © 1981-2020 by Tobii Dynavox

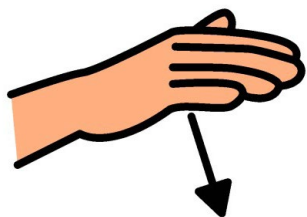
Finished



7

© Scope 2020 | PCS © 1981-2020 by Tobii Dynavox


Wait



8

© Scope 2020 | PCS © 1981-2020 by Tobii Dynavox

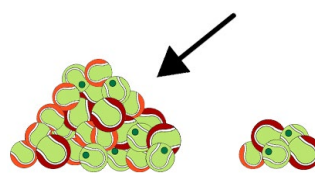
Your turn



9

© Scope 2020 | PCS © 1981-2020 by Tobii Dynavox


More



10

© Scope 2020 | PCS © 1981-2020 by Tobii Dynavox

Great job!



11

© Scope 2020 | PCS © 1981-2020 by Tobii Dynavox

I don't understand



12

© Scope 2020 | PCS © 1981-2020 by Tobii Dynavox

Yes



13

© Scope 2020 | PCS © 1981-2020 by Tobii Dynavox

No



14

© Scope 2020 | PCS © 1981-2020 by Tobii Dynavox


Happy



15

© Scope 2020 | PCS © 1981-2020 by Tobii Dynavox

Sad



16

© Scope 2020 | PCS © 1981-2020 by Tobii Dynavox


Tired



17


© Scope 2020 | PCS © 1981-2020 by Tobii Dynavox

Hot




18

Cold




19

Slow



20

Fast





21

Produced by Scope's Communication & Inclusion Resource Centre

1300 4 72673 www.scopeaust.org.au
cinfo@scopeaust.org.au



Scope (Aust) Ltd (Scope)[2020] provides the services and products on an "as is" basis on the information provided by the individual. Scope does not provide any representations, recommendations or endorsements of any kind. Except to the extent permitted by law, Scope makes no warranties as to the accuracy, reliability or guarantee merchantability of the products provided. Scope accepts no responsibility or liability for any loss or damage resulting from use and reliance of the services or products. The individual using the services and products is responsible for seeking independent advice to ensure that the services and products are fit for their intended use.

The Picture Communication Symbols
©1981–2020 by Tobii Dynavox. All Rights Reserved Worldwide. Used with permission. Boardmaker™ is a trademark of Tobii Dynavox.



Tennis Vic

Lesson Instructions



Contents

1. Instructions

2. Line up

3. Find or swap a partner

4. Pick up the balls

5. Hug your racket

6. Forehand

7. Volley

8. Backhand

9. Serve

10. Go to clubhouse

11. Red ball

12. Orange ball


13. Green ball

14. Yellow ball

15. Rackets down

16. Move your feet

17. Ready position

Lesson instructions

Instructions

1. These cards have common instructions for tennis lessons.


2. These cards are for coaches and students to use in lessons.

3. Show one card at a time to the student.

4. Point to the picture as you read the message.


5. Give the student time to understand the message.

Line up




2

Find or swap a partner




3

Pick up the balls




4

Hug your racket




5

Forehand




6

Volley




7

Backhand




8

Serve




9

Go to clubhouse




10

Red ball



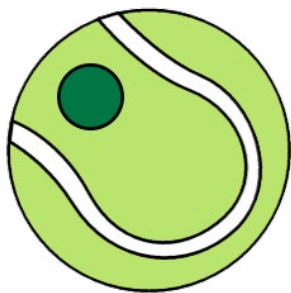
11

Orange ball



12


Green ball



13

© Scope 2020 | PCS © 1981-2020 by Tobii Dynavox


Yellow ball



14

© Scope 2020 | PCS © 1981-2020 by Tobii Dynavox


Raquets down



15

© Scope 2020 | PCS © 1981-2020 by Tobii Dynavox


Move your feet



16

© Scope 2020 | PCS © 1981-2020 by Tobii Dynavox

Ready position



17

© Scope 2020 | PCS © 1981-2020 by Tobii Dynavox

Produced by Scope's Communication & Inclusion Resource Centre

1300 4 72673 www.scopeaust.org.au
circ@scopeaust.org.au

Scope (Aust) Ltd (Scope)[2020] provides the services and products on an "as is" basis on the information provided by the individual. Scope does not provide any representations, recommendations or endorsements of any kind. Except to the extent permitted by law, Scope makes no warranties as to the accuracy, reliability or guarantee merchantability of the products provided. Scope accepts no responsibility or liability for any loss or damage resulting from use and reliance of the services or products. The individual using the services and products is responsible for seeking independent advice to ensure that the services and products are fit for their intended use.

The Picture Communication Symbols
©1981–2020 by Tobii Dynavox. All Rights Reserved Worldwide. Used with permission. Boardmaker™ is a trademark of Tobii Dynavox.

