

HOW TO ENTER TENNIS EVENTS ONLINE VIA TOURNAMENTS WEBSITE



Step 1

To enter tournaments online, players can go to <https://www.tennis.com.au/competitiveplay/calendar> or go directly to <https://tournaments.tennis.com.au>

The 2023 Competitive Play Calendar offers up level-based playing opportunities for all Australians

The calendar includes Tennis Australia-endorsed events taking place around the country.

Endorsed Events



Filter


Start	End	Events	Category	Series
12 Jul 2023	16 Jul 2023	2023 JT Premier 250 Perth Hardcourt Championships #2 Venue: Tennis West, WA	Junior	Premi
13 Jul 2023	16 Jul 2023	2023 JT Junior 125 Illawarra Junior Venue: Illawarra Tennis Association, NSW	Junior	Junior
13 Jul 2023	16 Jul 2023	2023 JT Signature 500 NT Junior Championships Venue: Tennis NT, NT	Junior	Signat
13 Jul 2023	16 Jul 2023	2023 O3K J125 Sawtell Seaside Open Venue: Sawtell Tennis Club, NSW	Open	Open
13 Jul 2023	16 Jul 2023	2023 O3K J125 Sawtell Seaside Open Venue: Sawtell Tennis Club, NSW	Junior	Junior
14 Jul 2023	16 Jul 2023	2023 Australian Blind & Low Vision Tennis Championships Venue: Tennis World - Melbourne Park Indoor, VIC	Blind and Low Vision	Natio
14 Jul 2023	16 Jul 2023	2023 Living Choice Mooloolaba Seniors NRT.6 R/R	Seniors	

Once a player has found the event they wish to enter, they need to click on the event name to be taken to the event home page.

Step 2

After finding the event home page, players need to click the yellow "ENTER" button circled in red.

Tennis VIC Admin



2023 Goulburn Valley Junior & Open Championships O3K J125

Shepparton Lawn | Shepparton
1 Jan 2023 to 4 Jan 2023

Open Junior

FAVORITE

ENTER

Overview

Matches

Players

Draws

Events

Factsheet

Seeded entries

Members

More

HOW TO ENTER TENNIS EVENTS ONLINE VIA TOURNAMENTS WEBSITE



GET
COURT
UP

Step 3

To enter an event, players must register for a Tournament Planner account. This is free of charge and will allow for all personal details to be pre-populated each time they enter an event. Having an account will also allow Tournament Planner to keep all statistics under the same record and minimise the creation of duplicate player records.

Tournaments

Login

Login name:

Password:

☐ Remember me next time.

Login



Sign up

If you do not have an account, you can sign up here.



Lost password?

Have you lost your password?



Lost login?

Have you lost your login name?

HOW TO ENTER TENNIS EVENTS ONLINE VIA TOURNAMENTS WEBSITE



GET
COURT
UP

Step 3 (a)

Clicking the “sign up” link will take users to the below screen. If they have already signed up for an account, you can skip to Step 4.

Sign up
Create your account

Login name:
The login name can contain only letters, numbers, periods (.), hyphens (-), or underscores (_) and must be at least 8 characters long.

Create your password

Password:
The password must contain at least eight characters and is case sensitive.

Retype Password:

Email information

Email:
After your account has been created we will send you a confirmation email. To activate your account you will have to click the link in the email.
Please check your email again to be sure it is correct.

Personal information

First name:
Middle name:
Last name:
Birth date:
Gender: ☐ Male ☐ Female
Address:
Postcode:
City:
Country:

- They can choose their login name (click the “check availability” button to make sure the login name is available), choose a password and enter a valid e-mail address.
- Complete all the fields under the Personal Information section and when all is complete, click the “Sign up” button at the bottom of the screen.
- After users have completed their account information, they will be asked to log into their e-mail account and verify your e-mail address. The confirmation e-mail from Tournament Planner should arrive instantaneously. Open the e- mail and click on the link to complete the process of signing up for an account.

Please Note

Players will not be asked for their Competitive Player Profile (CPP) Number during this sign-up process, but will be prompted to add their CPP Number before submitting their first entry. If you do not have a Competitive Player Profile Number please create an account online using the following link - <https://www.tennis.com.au/competitiveplay/create-your-cpp>

HOW TO ENTER TENNIS EVENTS ONLINE VIA TOURNAMENTS WEBSITE



GET
COURT
UP

Step 4

The second step involves confirming the player's personal details. These fields are automatically completed for them based on the information they provided when signing up for an account. If all details are correct, select the events the player wishes to enter.

Ensure that you agree to the regulations of the tournament. You can read the tournament regulations by clicking on the hyperlink to open a separate window.

Online entry

My Tennis Number: 61000000000

Player: TA Admin
Male, 1/01/2007 (10)
FSoyer@Tennis.com.au
03 9914 4000

Club: TA

Private Bag 6060
3121 Richmond
Victoria
Australia

[Edit profile](#)

Events: You are allowed to enter 2 events in this tournament, with a maximum of 1 single(s), 1 double(s) and/or 0 Mixed double(s) events.

Select event	Name partner	My Tennis Number partner	
Men's Singles \$60.00			\$60.00
Men's Doubles \$25.00			\$25.00

☐ Partner wanted

\$85.00

Remarks:

☐ I agree to [the tournament regulations](#).

[Submit and go to payment](#) [Cancel](#)

Regulations

[Open the regulations on a new page for printing](#)

TENNIS AUSTRALIA – STANDARD TOURNAMENT ENTRY CONDITIONS
IF YOU BREACH THESE CONDITIONS YOU MAY BE EXCLUDED FROM PARTICIPATION IN A TOURNAMENT.

Background

1. Your participation in a tennis tournament operated and sanctioned by Tennis Australia Limited (TA) or an affiliated Australian tennis organisation (Event Host) is subject to compliance with the following conditions.

2. Tournaments will be conducted by the Event Host in accordance with the ITF Rules of Tennis and all relevant ITF and TA policies (as developed or amended by ITF and TA from time to time) including, but not limited to, the Member Protection Policy, the Anti-Doping Policy, the Code of Behaviour, the Disciplinary Policy, Social Media Policy and the Uniform Tennis Anti-Corruption Program made available at www.tennis.com.au/about-tennis-australia/reports-and-policies/policies. Your participation in any tournament is subject to compliance with these policies and it is your responsibility to review these and seek clarification on applicable rules and policies, if you need it, from the TA's Tournaments Department. The Event Host may also impose tournament-specific rules and regulations.

Conduct

3. You agree to compete at the best of your ability at all times throughout the tournament.

4. You agree not to engage in any conduct or do anything that will bring, or is likely to bring, TA, the Event Host or the tournament into ridicule or disrepute.

Betting Activity

5. In accordance with the Uniform Tennis Anti-Corruption Program, players and their "related persons" (any coach, trainer, therapist, physician, management representative, agent, family member, tournament guest, business associate or other affiliate or associate of any player, or any other person who receives accreditation at an tournament):

- MUST NOT wager or attempt to wager on the outcome or any other aspect of any tennis match or competition;
- MUST NOT solicit or facilitate any other person to wager on the outcome or any other aspect of any tennis match or competition;
- MUST NOT contrive or attempt to contrive the outcome or any other aspect of a tennis match;
- MUST NOT provide information to others concerning the status of players, or any other aspect of a tennis match which is not information in the public domain;
- MUST NOT solicit or facilitate any player to not use his or her best efforts in a tennis match; and
- MUST report any knowledge or suspicion of any inappropriate betting activity to the Tennis Integrity Unit by contacting info@tennisintegrityunit.com.

Nothing in this paragraph 5 shall modify or limit the full text of the Uniform Tennis Anti-Corruption Program.

Spectator Behaviour

[Close](#)

HOW TO ENTER TENNIS EVENTS ONLINE VIA TOURNAMENTS WEBSITE



GET
COURT
UP

Step 5

The final step involves going through the payment process through the Stripe link. Users must click on the "Stripe" link to be directed to the payment screen.

2018 Tennis Australia Test Tournament

Last updated: Friday, 21 April 2017 3:55 PM

Online Payment E2017053110942749

Payment required: Yes

Payment status: Not started

Total amount: \$85.00

Amount paid: \$0.00

Amount owed: \$85.00

Payment Options

 You haven't paid for this entry or your payment was not for the full amount. If you do not pay the full amount, the entry will not be accepted by the tournament organizers and you cannot play in this tournament. You can select a payment option from the list of payment options to pay for this entry.

 **Stripe**

Use your Stripe to pay for your online entry.

In the payment screen, users are directed to complete their credit card details. They should input their credit card number without spaces. Please be aware that only VISA, MasterCard and American Express are the only credit cards accepted. Once completed, users must click the "Pay \$" button.

Tennis Australia

Online Entry 2018 Tennis Australia T...

Pay \$85.00

Depending on the speed of their connection, the payment should take between 20-30 seconds to process. Once the payment has been processed, users will be taken back to the previous screen.

HOW TO ENTER TENNIS EVENTS ONLINE VIA TOURNAMENTS WEBSITE



GET
COURT
UP

There will be a very clear message that the payment has been successful and that it will not allow users to process another payment for the same tournament.

If you receive an error message when submitting your payment details, please ensure you take a screenshot of the error and email it to tournaments@tennis.com.au

Once the full entry process has been completed, players should receive two confirmation e-mails, one from Tournament Planner that the entry has been processed and one from Stripe confirming that the payment has been successful.

Please do not reply to this email address.
If you have any questions email us on customersupport@tennis.com.au or call 1800 PLAYTENNIS



PAYMENT REQUIRED for 2018 Tennis Australia Test Tournament

Dear TA Admin,

This message is from tournaments.tennis.com.au.

Payment is required for the "2018 Tennis Australia Test Tournament" tournament and your entry is not valid until full payment has been received.

You can pay for this tournament by clicking the following link:
<https://tournaments.tennis.com.au/onlineentry/payentry.aspx?id=77E7B2B8-894E-4D54-810F-8A1264C1CA26&eid=49120D3D-7302-4F7F-87B5-C37FF2A7479B>

Personal Details

Entry ID:	E2017053110942749
First name:	TA
Last name:	Admin

Overview of Entry Costs

	Quantity	Price	Total
Entries			
Men's Singles	1	\$60.00	\$60.00
Men's Doubles	1	\$25.00	\$25.00
	Total		\$85.00

Best regards,

All Tournaments – Tennis Australia
tournaments.tennis.com.au

Additional steps after online entry has been completed

Step 1

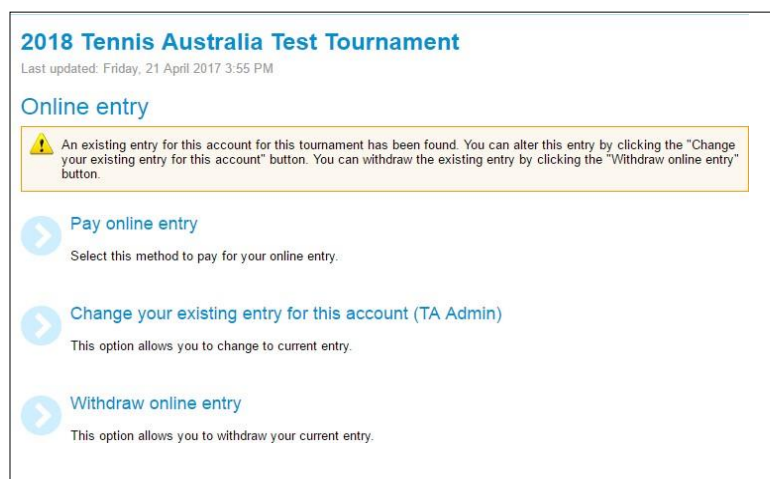
Now that a player has entered the tournament online, whenever they are logged into their Tournament Planner account on the website, one of the new features is that players can now edit their entry details or withdraw from the tournament online.

If they wish to do this, users are able to click on the "Edit entry or withdraw" link on the tournament home page.



Step 2

The below screen will now appear, giving you three options:



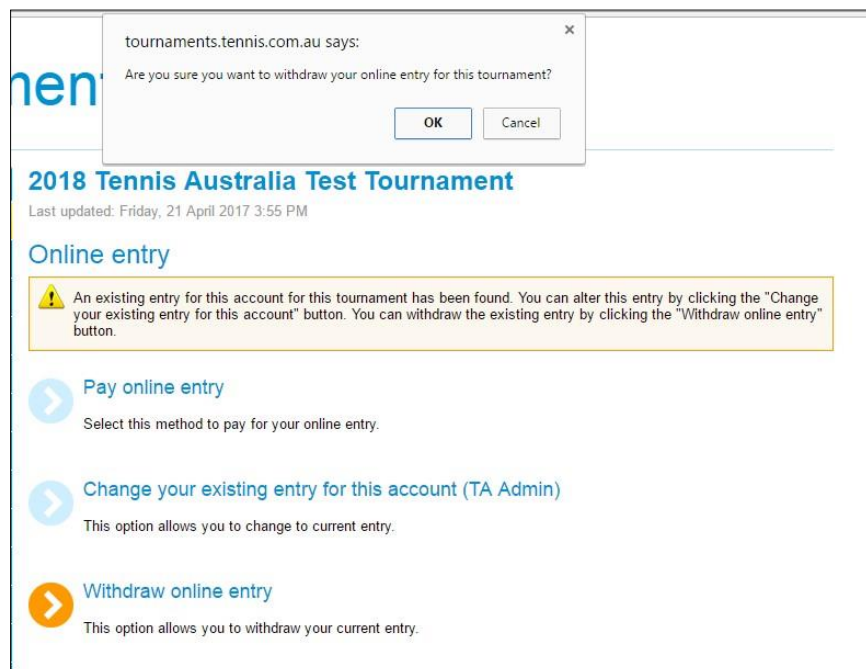
1. Pay online entry (if this hasn't yet been completed)
2. Change your existing entry for this account
3. Withdraw online entry

If you wish to update any details, such as a change of address, phone number or confirming a doubles partner, you can do this very easily by choosing option #2.

You can also go back in, enter and pay for another event within the same tournament. For example, if you forgot to enter a doubles event or a second singles event (if the tournament permits).

Step 3

Choosing the “withdraw online entry” link will prompt the following warning message.



When the user clicks “OK”, the withdrawal will be completed and the user will be returned to the tournament home page. The player will instantly receive a withdrawal confirmation email similar to the one below.



The player will remain in the Tournament Planner system as a prompt for the tournament organisers to refund your entry fee, but the player will not be listed in any of the event rosters.

QUESTIONS

If players have any questions regarding the online entry procedure, please do not hesitate to direct them to contact Tennis Australia's competitive play support team via email: competitiveplayfeedback@tennis.com.au