

>Tennis Tasmania

2006/07 Annual Report

20⁰⁶₀₇ The Wonderful
World of Tennis



ABOUT US	4
-----------------	----------

ADMINISTRATION & LIFE MEMBERS	5
--	----------

PRESIDENTS REPORT	6
--------------------------	----------

COMMUNITY TENNIS	
Member Services Report	8
Facility Development Report	9

PLAYER DEVELOPMENT	11
---------------------------	-----------

STATE TEAMS	18
--------------------	-----------

TOURNAMENT RESULTS	19
---------------------------	-----------

MAJOR EVENTS	
WTA Moorilla Hobart International	20
ATP MST Burnie Challenger	23

CHAMPIONSHIPS OF TASMANIA	25
----------------------------------	-----------

FINANCIAL STATEMENTS	32
-----------------------------	-----------

SPONSORS	53
-----------------	-----------

Tennis Tasmania is the governing body of tennis in Tasmania. We promote and facilitate participation in tennis at all levels, and conduct state, national and international tournaments.

Tennis Tasmania offices are located at:

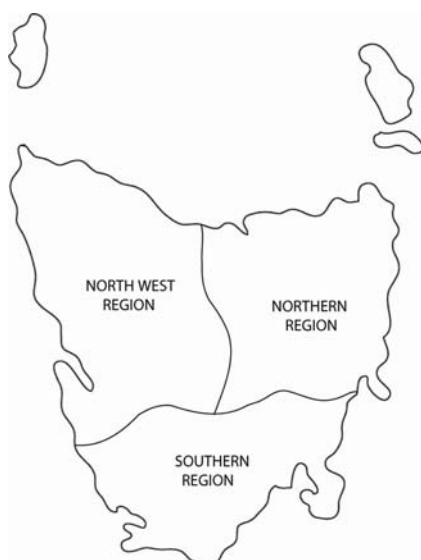
Launceston Indoor Sports Arena

Level 1, 23 Racecourse Cres
Launceston

Domain Tennis Centre

Level 2, 2 Davies Ave
Hobart

There are three (3) regional areas within Tasmania with over 50 affiliated tennis clubs around the state.



SOUTHERN REGION

- Collinsvale Tennis Club
- Cygnet Tennis Club
- Domain Tennis Club
- Dunalley Tennis Club
- Geilston Bay Tennis Club
- Glenorchy Tennis Club
- Kingston Tennis Club
- Lindisfarne Tennis Club
- New Norfolk Tennis Club
- New Town Tennis Club
- Richmond Tennis Club
- Rosny Park Tennis Club
- Sorell Tennis Club
- St. Therese Tennis Club
- Sunshine Tennis Club
- Tarroona Tennis Club

NORTHERN REGION

- 7LA Tennis Club
- AIC Tennis Club
- Beaconsfield Tennis Club
- Bicheno Tennis Club
- Evandale Tennis Club
- George Town Tennis Club
- Hart St. Tennis Club
- Launceston Tennis Club
- Legana Tennis Club
- LISA Tennis Club
- Longford Tennis Club
- Norwood Tennis Club
- Perth Tennis Club
- Pipers River Tennis Club
- Ringarooma Tennis Club
- Riverside Tennis Club
- Scottsdale Tennis Club
- Sunny Hill Tennis Club
- Trevallyn Tennis Club
- Westbury Tennis Club
- Whitemore Tennis Club

NORTH WEST REGION

- Binalong Bay Tennis
- Burnie Tennis Club
- Deloraine Tennis Club
- Devonport Tennis Club
- East Devonport Tennis Club
- Forth Tennis Club
- King Island Tennis Association
- Penguin Tennis Club
- Port Sorell Tennis Club Inc.
- Rosebery Tennis Club
- Sassafras Tennis Club
- Smithton Tennis Club
- St Marys Tennis Club
- St. Helens Tennis Club
- Turners Beach Tennis Club
- Ulverstone Tennis Club
- Wynyard Somerset Tennis Club

AFFILIATED BODIES	Tennis North Tennis North West Tennis Officials Australia (Tasmanian Division) Tennis Coaches Associations (Tasmania) Tennis Seniors Tasmania... tennis for the 35+	
PRESIDENT		Mr. Ross Munro
VICE-PRESIDENT		Mr. Graeme Holloway
TREASURER		Mrs. Frances Hudson
BOARD MEMBERS		Philip Bowden Ian Bouchier Doug Robinson Paul Daniels Andrew Youl Denis Tucker Peter Armstrong Philip Welch
REGIONAL DELEGATES	<i>Tennis North</i> <i>Tennis North West</i> <i>Southern Region</i>	Frances Hudson Doug Robinson Anthony Kelsall
TENNIS AUSTRALIA DELEGATES		Ross Munro Graeme Holloway
STATE SELECTORS		Ross Munro Carolyn Welch Simon Youl Michael Roberts Ken Hiskins
GENERAL MANAGER		Michael Roberts
STATE COACH		Simon Youl
MEMBER SERVICES COORDINATOR		Alex Jago Cate Parsons
MEMBER SERVICES / ADMINISTRATION OFFICER		Julie Tripp
LIFE MEMBERS		C.A.S. Page O.B.E. V. Holloway O.A.M. M. McMullen M.J.H. Driessen W. FitzGerald T. Ryan

I have great pleasure in presenting the annual report on behalf of the Tennis Tasmania board for the year ending June 2007, the one hundred and fifteenth our association.

It has been an exciting year for tennis in Tasmania with a number of highlights. In player development no doubt one of the biggest was hearing of Nina Khoury, and former Tasmanian resident Georgie Carswell (Australian U/14 Team) being selected to represent Australia in junior tournaments.

It was also great to see Tasmanian's Robert Haybittel, Andrew Roberts and Anna Wishink achieve solid results on the ATP Tour and WTA Tour respectively. I congratulate them all on their achievements over the past twelve months and I wish them the best of luck in their development during the next year.



Anna Wishink in made her first appearance at the WTA Moorilla Hobart International

I must also note the coaching performance of former Tasmania professional David MacPherson. David has been coaching the Bryan brothers who, under his guidance, have won back to back Australian Opens and the 2006 Wimbledon men's doubles titles. I would also like to congratulate former CEO of Tennis Tasmania David Drysdale for his position within the management of Australia's number one male tennis player Lleyton Hewitt.

For the 14th year the Domain Tennis Club hosted the Moorilla Hobart International. We were all fortunate to watch the first number one seed win the tournament, with Russian world top ten player Anna Chakvetadze winning through. Crowds also flourished in the opportunity to watch former world no.1 Serena Williams and always crowd favourite, Australia's Alicia Molik. Crowds came in great numbers selling out 8 of the 12 sessions during the week. The overall player field in 2007 was one of the best ever assembled in Tasmania and we look forward to a majority of them returning for the 2008 event. I would like to thank Moorilla Estate for supporting the event as naming rights sponsor and look forward to continuing their support of the event next year.



Special appreciation must also go to the Domain Tennis Centre which was led by President, Peter Armstrong and Tournament Manager, Graeme Bailey. The event cannot be the success it always is without the dedication from the Domain Tennis Centre staff and its group of tireless volunteers.

The second major tournament for the year occurred for the fifth consecutive year at the Burnie Tennis Club, with another successful MST ATP Men's Challenger event. Australian Nathan Healey dominated the week. The number two seed not dropping a set to take the singles title and teamed with fellow Australian Robert Smeets to take out the doubles title.

The Burnie Tennis Club, superbly led again by President, Danny Clark and Tournament Manager, Shane Looney did another tremendous job. The hard-working committee at the Burnie Tennis Club should be congratulated for their efforts for securing this marvellous event in Tasmania and for making the MST ATP Burnie Challenger one of the best tournaments in Australia.



Burnie Tennis Club during the ATP MST Burnie Challenger

The Launceston Regional Tennis Centre has continued to move forward. The state government engaged a mainland consultant to report on the best use of the site. Their report has been released and we are now waiting for the various stakeholders to digest and act on the recommendations. Mr. Bruce Walker and the action committee have been working tirelessly to see this fantastic project become a reality.

I would like to thank Kim Robinson for her services on the Tennis Tasmania Board over the years. Kim was a great asset to the committee and I wish her the best in the future.

I would like to take this opportunity to thank the hard-working staff of Tennis Tasmania. It has been a very difficult year for all staff, due to the changes in allocation of funding from Tennis Australia. The organisation has been forced to run on a very tight budget and this has meant certain activities have had to be cut from our operations. We are constantly reviewing activities to see how we can make the most of our resources.

All the staff that includes Simon Youl, Julie Tripp, Ken Hiskins, Alex Jago and Philip Bowden worked tirelessly throughout the year to ensure tennis in Tasmania continues to grow in all fields each year. We are hopefully now through the most difficult period and we can all focus on growing the great game of tennis throughout the State. I thank you all for your support and look forward to my continued following of tennis in Tasmania.

A special mention to General Manager, Michael Roberts, who has been instrumental in ensuring the business was restructured to cope with the major changes we faced.

Finally, as this is my last President's report can I thank all the Board members who have served so diligently for our great game in this State. In particular, vice president, Graeme Holloway, for his work on the Constitution and treasurer, Frances Hudson, for her work on our finances. I would also like to wish new incoming President, Peter Armstrong, all the best in the future.



Ross Munro
Tennis Tasmania President

The membership and club development of Tennis Tasmania aims to assist affiliate clubs, associations, volunteers and members in a number of areas within the tennis business, both on and off the court.

The past financial year of 2006/07 was extremely difficult challenge for Tennis Tasmania considering the reduction in the level of funding from Tennis Australia. It is still really pleasing to see clubs continuing to run fun days and trial days in the hope of increasing members and promoting the game of tennis.

We worked with our clubs and coaches to introduce a number of new programs this year, one was TENNIS HOT SHOTS, a new grassroots initiative designed at getting the younger generation involved in the game of tennis and feeling a part of a membership program. This program will be ongoing and we look forward to growing the program at more clubs.



The Tennis Tasmania member newsletter, Around the Courts, continues to be a success, with over 1200 tennis enthusiasts receiving the e-newsletter each month. The Tennis Tasmania website also continues to break monthly traffic records during the year and with new innovations, it is still the first point of call for people interested in becoming involved in tennis within Tasmania.

Tennis Tasmania once again assisted clubs in taking advantage of the Sport & Recreation Tasmania grants. These grants assist clubs with the purchase of minor equipment through to major redevelopments. We encourage any club considering upgrading any aspect of their facility to contact us to see how we can help.

From commencing my position in January 2007 I had the opportunity to be a part of many tournaments across the state. With the introduction of the North-West Junior Classic, I experienced my first Tournament Director position, and the volunteers at the Devonport Tennis Club were great to work with. Helping also in the north and getting more experience with how tournaments are run, will put me in good stead for the future. I must extend my thanks to the numerous club volunteers who give countless hours to provide better experiences for those participating in our great game.

There have been many changes in the Member Service Coordinator Position over the last year. I will be overseas for the next financial year, and Cate Parsons will be taking the position in my absence. Cate was temporarily in the position for the start of the 2006/07 financial year and I am sure she will do a tremendous job in my absence, please make her welcome in this position. I wish all clubs and tennis members around Tasmania the best of luck.



Alex Jago
Member Services Co-ordinator

Facilities have been recognised by Tennis Australia as a key ingredient to ensure that their goals, visions and missions are met. They have recognised that there is one common denominator in all facets of the game, which is critical to success and that is the facility. Under Tennis Australia guidance most states have now set up a Facilities Development unit.

Our role is to provide a range of services to Government, Local Councils, Universities, Schools, and Private development, but most importantly to our clubs. Consequently, each state has a Technical Field Officer. This role is to provide technical advice on all aspects of tennis facility management including construction, redevelopment, maintenance and procurement. The Tennis Australia website also contains vital information to assist clubs with these important issues.

There has been a recent announcement with Tennis Australia advising the tennis industry and community that the so-called 'national surface', rebound ace, will be replaced by a new acrylic cushioned surface. The change has been welcomed. This will mean that all courts at Melbourne Park will be resurfaced before the Australian Open in January 2008 and all Australian Open Series venues including the Domain Tennis Centre will also be resurfaced.

As well as a new national surface, Tennis Australia has introduced a court rebate scheme to assist clubs and venues with a grant to upgrade or construct 'grand slam' surfaces. Conditions apply, but this is a very positive step and will provide a direct benefit to Member Association affiliation. More details are available from the Tennis Tasmania office.

The past year has seen an increase in use of the Facility Development service offered by Tennis Tasmania including being actively involved in the planning, design and layout for the Launceston Regional Tennis Centre. The state government engaged a mainland consultant to report on the best use of the site. This report has been released with and we are now waiting for the various stakeholders to digest and act on the recommendations.



Launceston Regional Tennis Centre proposed concept plan next to LISA

With the emphasis on better facilities, several clubs have begun the process of planning an upgrade. Tennis Tasmania has and will assist with all aspects of club development and management of your facilities including maintenance.

All court owners should have a maintenance schedule. It is a good idea to appoint a specific club member to be in charge of the schedule, to organise and carry out work on your facility at the correct time. It is easy to put off vital work on maintenance for later. For instance, winter is an ideal time to inspect fencing, gates, nets and net posts, clean out drainage pits and sumps. Also inspect after or during rain and photograph court surfaces for identifying low areas or birdbaths for repair in the spring.

I am very grateful for and appreciate the effort and assistance given by, Michael Roberts and Julie Tripp in the Tennis Tasmania Office.



Philip Bowden
Technical Services / Facility Development

The year 2006 –07 has been another exciting period in Player Development. The last 12 months has seen the National Structure further develop under the guidance of Craig Tiley and operations within the National High Performance Academies. Our own State squad system has further strengthened due to the continued focus on a player development philosophy giving the most outstanding athletes the best possible support and access to available opportunities and resources. There is still a major need for increased tournament participation at a grass roots level.

The following outlines programs, squad structure, player performances, highlights, and new initiatives throughout the 2006-07 financial year.

"Tennis the Game for Life"

Why Play Tennis and get Serious about it?

Its great fun, it's very physical and incredibly challenging. You may get to experience many cultures, meet lots of people, some of who will become friends for life. If you work hard to become an elite player there are many rewards that may come your way. Tennis Tasmania would like to encourage and support these players as they pursue this journey.



The sport of tennis and development of a player is an avenue for life. Rankings, trophies, prize money, sponsorship and winning are just bonuses that go with the journey. Our goal is to take a holistic approach towards an athlete's overall development in all areas technically, tactically, physically, psychologically and environmentally. It is important for the 4 major stakeholders (parent, player, private and state coach) to work as a unified team.

The Tennis Tasmania Player Development program fits into the National Structure as shown on the Tennis Australia website. As players develop in Tasmania they will regularly, travel interstate to gain appropriate competition. Tasmania is part of the catchment area for the Melbourne National High Performance Academy (NHPA). When a player meets certain 'National criteria' they will be eligible for scholarship benefits.

A Tasmanian junior player who earns a year-end No. 1 Ranking in their birth year will be invited to participate at the Melbourne NHPA. This would involve possible relocation; so many things must be accounted for when making a decision to take up this offer. As far as overall development it will be important for each individual to choose the appropriate time to train and compete full time on the mainland to reach maximum potential.

6 PROGRAM LEVELS : PLAYER DEVELOPMENT	
Level 1	Tasmanian Institute of Sport (TIS)
Level 2	State High Performance Academy (SHPA)
Level 3	Regional High Performance Development Squad
Level 4	12's State Squad
Level 5	10's Little Futures Program
Level 6	Talent Search

Tennis Tasmania Player Development Objective

"To support and develop nationally successful tennis players"

This will be measured by playing standard, Australian Ranking (AR) and national results. Ideally through this objective players will go on to be internationally successful professionals.

Our program consisting of 3 terms (36 weeks), provides the following to players through our squad system:

- A weekly structured program
- A development pathway utilising available resources
- Personal Development (Social, Mental, Environmental)
- Skills Development (Technical, Tactical Physical, Mental)
- Supervised Coaching from Qualified TA Endorsed Coaches
- Court Hire
- Balls
- Ball Machine Use
- Lights
- Administration
- Equipment Use
- State Workshops and Camps when available
- Physical conditioning
- Reporting System
- State Team Selection and other trip opportunities
- Financial Assistance
- Enjoyment and Competition
- State Coach Support at National Events



TIS Elite Development Squad



The Tasmanian Institute of Sport (TIS) has once again given great support in providing Sports Science services towards our elite athletes within our Player Development Program. Players holding Elite Development Squad scholarships in 2007 are **Edward Bouchier, Anna Wishink, Ella Bouchier, Alyssa Hibberd and Nina Khoury**.

All athletes have continued to produce some great results in the last 12 months. These players have also continued to improve their Australian (senior) Rankings. Once again our players have participated in a number of TIS days involving activities such as nutrition, sports psychology, athlete & career education, cross training, movement analysis, and speed/agility sessions. Physical testing continues to be the main focus for the day covering the following areas: Skinfolds, 20 m beep test, repeated effort agility tests, vertical jump, medicine ball throw, hexagon test and service speed.

We have seen our athletes produce personal best results in certain areas of testing. Sean Murphy has been working closely with athletes during a weekly group strength session at Bellerive Oval. We have been very fortunate to access the Bellerive gym facilities under the guidance of Sean.

Thanks again go to Geoff Masters, Carl Saunder, John Gregory, Diana Dickenson Peter Culhane and Sean Murphy for their fantastic support. We look forward to our continued involvement with the TIS in 2008 and further success from our TIS Scholarship Holders.

State High Performance Academy (SHPA Tasmania)

The SHPA has been in full operation at the Domain Tennis Centre, Hobart. We are hopeful that if the North is successful in developing a new regional tennis centre, a Regional High Performance Academy may be established at this venue.



McDonalds stores across Tasmania has continued to support the State high Performance Academy via a sponsorship agreement. Many thanks go to McDonalds for their commitment to our Academy program and support of our Tasmanian elite players.

Selection for the Academy continues to be based on the following areas: ABILITY (Physical/Mental/Technical/Tactical), POTENTIAL, WORK ETHIC & ATTITUDE, COMMITMENT, FITNESS and PERFORMANCE including RESULTS & RANKINGS.

Our weekly program continues to be based around training the 5 Game Situations in tennis focusing holistically on 5 areas technical, tactical, physical, mental and environmental. Members of the Academy have been receiving a group session on Monday, Wed and Fridays for a 2 hour period. Each member also receives private sessions with the State Coach. A day off in between an organised group session gives players time to participate in their tennis in other ways and build independence, instead of relying on a structured system to cater for their 7 days of tennis needs.

Members of the SHPA during the 2006 - 2007 year included :

- Andrew Roberts (Guest)
- Edward Bouchier
- James Tunbridge
- Josh Davey
- Ben Osborne,
- Rory De Boer
- John McQueen
- James Roberts Thompson
- Jack Derrick
- Anna Wishink
- Ella Bouchier
- Ingrid Nielsen
- Alyssa Hibberd (*pictured*)
- Nina Khoury, and
- Georgina Carswell.



Special thanks once again go to **Paul Valentine** who is the assistant coach for the SHPA in Hobart.

SHPA Financial Assistance Scheme: (AFAS)

This scheme continues to provide the Academy an allocated portion of funds from the Player Development budget. These funds are used to financially assist Academy players where deemed appropriate by the State Coach and Executive Director. Funding may be used for the following areas: travel allowance, coach assistance, trip assistance, accommodation, private lessons, hitters, extra squad fees, extra competition, massage, physiotherapy, medical, physical conditioning, psychology, nutrition, bio-mechanics, yoga, equipment, self development, and training camps.

The allocated amount of funds is very minimal and has to be used with absolute discretion. During the last financial year \$6000 was allocated towards support and development of Academy members.

State High Performance Academy Fitness

Special thanks go again to Brett Andrews for his committed support toward the SHPA group fitness sessions. Players who have committed regularly to this session have shown increased levels in their overall physical conditioning. Well done to these athletes who have shown the dedication and commitment towards working with Brett on a weekly basis.

Regional High Performance Development Squad

The Regional HP Dev Squad was formed at the beginning of Term 1 2007. This squad is designed for players progressing from the 12's State squad, who do not meet full criteria for the SHPA and are showing potential or have outstanding results on a State basis. This squad is for players 11 –14 years of age. The goal of these players is to reach a playing standard and produce results nationally that will propel them towards the SHPA.



Players selected for this squad have been **Jonothan Chapman, Tom Wigan, Alex Clements, Tim Heames, Joseph Rossetto, Harry Bouchier** (pictured), **Brandon Rodgers, Jack McMenimen, Bruno Almeida, Annie Francis, Chantel Jamieson, Molly Coulson, Caitlyn Smith, Bryana McIlwain** and **Elanor Watt**.

Thanks go to Mandy Smith and Matt Gower for their coaching support of the HP Dev Squad North.

12's State Squad

This program is for player's 12 years and under. The main aim of this squad is to encourage and foster skill development within a group training environment. Players are working on establishing confidence to execute effective & efficient technique under match type conditions. Players are also learning how to work within a squad structure, build work ethic and commitment.

There has been a continued focus on developing a player's technical and tactical fundamentals. Player's for the 12's State Squad are selected from a combination of Talent Identification, 10's Little Futures, 12's Development Squads, Bruce Cup Trials, potential and general tournament play. Consideration will also be given to talent identified by State Coach and private coaches throughout the State program.

Players have been offered 2 supervised training sessions per week. During the week further match play sessions and pennant play is encouraged amongst this group of players, as this will be an important building block in their development. This age group of players are also encouraged to participate in other sports to further enhance their overall skills & development. Thanks go to coaches Ken Hiskins, Angela Green, Peter Leary, James McKean, Alex Jago and Matt Gower.

10's Little Futures Program

This squad continues to be the Grass roots entry point into our Player Development Program. The objective here is to provide these 10 and under players with 1 session a week so as they can get a feel for our sport in an enjoyable non threatening group environment. Players will be focusing on developing their technical and tactical fundamentals. This includes working on overall swing shapes, ability to keep the ball in play for rallying and targeting.



Players are encouraged to enter the junior pennant and state tournament competitions for valuable match play experience. The environment will be based around players developing a love and passion for the game with focus on their fundamental motor skills. Selection is based around results from local tournaments, Talent Search and talent identified by the State & private coaches. Thanks go to coaches Ken Hiskins, Tim Johnston, Rob Easter and assistant James Tunbridge.

Talent Search

Already playing tennis or thinking about trying your hand at this great game for the first time? This new and exciting national program is a joint initiative between Tennis Australia and Tennis Tasmania. The Talent Search program is designed to identify young and exciting athletes aged between 6 and 10 years old who have the passion and potential to play and excel in the sport of tennis.



The Talent Search program caters for athletes from tennis and non-tennis backgrounds and different Talent Search days have been set up to allow a wide range of children from all parts of the community to participate.

Selection for Talent Search is purely based on anyone can register. Information about upcoming days will be published on the Tennis Tasmania website. Participation is at no cost. During the last financial year Tennis Tasmania conducted 5 Talent Search Days, two in Launceston, two in Hobart and 1 on the East Coast.

Approximately 150 kids from around the State participated in these Talent Search Days. Kids that took part in the day were put through a series of skill descriptors involving the following: serve, forehand, backhand, rallying, targeting, agility sprint, 20 metre sprint, single arm throw, keepings off, dodge ball and a deep/short game.

We aim to deliver more Talent Search Days in November 2007. We are also looking at running a pilot program for Tennis Australia with an in school Talent Search Program. I'm sure there is a Wimbledon Champion out there somewhere that can come through this program. Thanks go to Troy Ayres from Tennis Aust for his implementation and management of Talent Search across the country.

Player Development Highlights

Edward Bouchier

- Winner Pardey Shield 2006
- Winner Domain Open 2007
- Winner Environ Tas Indoor 2006
- Runner up Glenorchy Open 2006
- Semi Finalist Queensland Open Claycourts 2007
- Winner 3 Mens Open Events in Northern Territory 2007

Anna Wishink (pictured right)

- Quarterfinalist Rockhampton AMT
- Winner Pardey Shield 2006
- Winner Domain Open 2006
- Winner Environ Tas Indoor 2006
- Winner Yonex Classic 2006
- Winner Glenorchy Open 2006
- Runner up Glen Waverley Open 2007



Ella Bouchier

- Runner Up Domain Open 2006
- Runner up Glenorchy Open 2006
- Runner up Yonex Tassie Classic 2006
- Winner Hudson Bond 16's Singles 2007
- Winner Tas Junior Open 16's singles 2007
- Winner Frankston Junior Masters 18 Singles 2007
- Winner Schoolchildren Champs 16's Singles WA

Alyssa Hibberd

- Winner Girls 18 Singles Comalco Age
- Winner Girls 14's National Claycourt Doubles Lead In and Championship Events 2006 with Vicky Stucky from VIC
- Runner Up Domain Open 2006
- Runner up Environ Tas Indoor 2006
- Winner Tas Junior Masters 18's Singles 2007
- Winner Tas Junior Open 18's Singles 2007
- Winner Tasmanian Open Womens Singles
- Semi Finalist 14's National Grasscourts 2007
- Runner up 14's National Grasscourt Doubles
- Semi finalist School Sport Aust Championship



Nina Khoury

- Semi finalist Canberra Junior Open 2007
- Winner Tas Junior Masters 16's Singles 2007
- Represented Australia at 14's Maureen Connolly Brinker Cup in the USA
- Represented Australia at 14's World Team Event in India

Georgie Carswell

- Represented Australia at 14's Maureen Connolly Brinker Cup in the USA

During the last financial year the following players gained partial Scholarships under the Tennis Australia National High Performance Training pathway:

- **Edward Bouchier**
- **Anna Wishink**
- **Alyssa Hibberd**
- **Nina Khoury**
- **Georgina Carswell**

Future Direction

As Tasmania now officially sits under the National training pathway catchment area with Victoria there will be a continued focus on working united with the Melbourne NHPA so as Tasmanian players can receive further training and development opportunities. Melbourne NHPA Head Coach Chris Mahony and Manager Nick Hinnenberg have already opened their operation to our players and have provided us with on going support. We will endeavour to see the Launceston regional tennis Centre come to fruition and implement a Regional Academy supported by Tennis Australia.

As State Coach, I will be looking to raise the standards wherever possible within the SHPA, with focus on the 12 and under players currently developing in the Tasmanian tennis system, assisting them with additional training opportunities through camps.

We have just introduced the Mini Tennis revolution aimed at kids 6 -9 years old. I will be keeping a close eye on players competing and developing in this area. Much needed attention is to be built around a greater pool of kids playing in the 10 and under tournament events currently on offer around the State. I would like to see the coaches and clubs conducting more introductory tournaments for this age group. I will also be offering more coach education over the next 12 months.

Overall, I look forward to the continued challenge of finding, working with and developing a Tasmanian Player who can break into the top ranks of World Class tennis. That is one of my passions and I know a Tassie player can do it.

To read more about Player Development at Tennis Tasmania, we now have a section on our website that gives an overview of each squad and selection criteria.



Simon Youl
State Coach

Tennis Tasmania State Teams

Tasmania was represented at the following Teams Events:

Pizzy Cup - Canberra ACT (2007)

Boys:

Sam Briant
Jamie Dash
Abel Kay
Ben Osborne
Jack Saffin
Sam Sheppard
Ben Tunbridge
Barton Welch

Girls:

Ella Bouchier
Phoebe Davis
Alyssa Hibberd
Rachael Higgins
Ingrid Neilson
Lucy Tripp
Georgina Vernon
Kate Wigan

(Coach - David Vernon, Manager - Julie Tripp)

14's Stephen Sproule/Mary Hawton Cups - Gosford NSW (2007)

Boys:

- James Roberts Thompson
- John McQueen
- Sam Sheppard

(Coach - Ken Hiskins)

Girls:

- Alyssa Hibberd
- Nina Khoury
- Georgina Carswell

(Coach - Mandy Smith)

Bruce Cup – Mackay Qld (2006)

Boys:

Jonathan Chapman
Alex Clements
Tim Heames
Caleb Lawson
Jack McMenimen
Joseph Rossetto
Tom Wigan

Girls:

Rosa Bishop
Annie Francis
Evie Francis
Nicole Goddard
Chantel Jamieson
Bryana McIlwain
Caitlin Smith

(Coach - Michael Roberts, Manager- Carolyn Welch)

12's Rod Laver Cup – Dingley VIC (2006)

- Tom Wigan
- Jonathan Chapman
- Alex Clements

(Coach/Manager- Ken Hiskins)

Tournament Results 2006/2007

Tasmanian Open (2007)

Men's Singles : K Ho d. J. Tunbridge
 Women's Singles : A. Hibberd d. E. Bourchier
 Men's Doubles : K. Ho & S. Richter d. R. Easter & B. Osborne
 Women's Doubles : A. Hibberd & I. Nielson (Round Robin)
 Mixed Doubles : A. Hibberd & M. Dornauf d. E. Bourchier & J. Tunbridge



*Ken Ho –
Tasmanian Open Men's Champion*



*Alyssa Hibberd –
Tasmanian Open Women's Champion*

Tasmanian Wheelchair Open (2007)

Men's Singles : L. Hinson d. D. Latham
 Women's Singles : N. Harrison d. M. Cringle
 Men's Doubles : M. Doobie & L. Hinson d. D. Latham & D. O'Neil
 Women's Doubles : M. Cringle & J. Manns d. V. Cummings & N. Harrison

Tasmanian Indoor Titles (2006)

Men's Singles : E. Bourchier d. M. Dornauf
 Women's Singles : A. Wishink d. A. Hibberd
 Men's Doubles : E. Bourchier & M. Dornauf d. K. Ho & A. Youl
 Women's Doubles : A Hibberd & I. Nielson (Round Robin)

MOORILLA HOBART INTERNATIONAL – Breaking All Records

***Singles Champion –
During the history of the tournament***

1994 – Mana Endo	2001 – Rita Grande
1995 – Leila Meshki	2002 – Martina Sucha
1996 – Julie Halard	2003 – Alicia Molik
1997 – Dominique Van Roost	2004 – Amy Frazier
1998 – Patty Schnyder	2005 – Jie Zheng
1999 – Chanda Rubin	2006 – Michaela Krajicek
2000 – Kim Clijsters	2007 – Anna Chakvetadze



The 2007 Moorilla Hobart International broke all records. With names such as Serena Williams, Anna Chakvetadze and Alicia Molik, there was increased interest in all areas of the event. Crowd attendances for the week reached 14,650, an amazing effort considering the first Saturday was a complete washout. Media interest saw a remarkable 237 newspaper articles in the month of January alone. We also saw the number of visits to the tournament website reach 184,814 for January.

We had been trying to secure a “name” player for a number of years for the event, a player who was a true champion and had already achieved successful results. In 2007 it is safe to say we delivered.

Serena Williams is undoubtedly one of the most high profile athletes to compete in any sport in Tasmania. She is a former world number 1, a 7 time grand slam champion who has amassed almost \$17 million in prize-money. She came to Hobart after a number of months off recovering from injury. The thousands of spectators who queued for an hour to cram in to see Serena’s first match live weren’t disappointed. Serena won 2 matches, the second of which was a tightly fought contest against rising star Lucie Safarova. She was eventually knocked out by Austrian Sybille Bammer. Serena went on to win the 2007 Australian Open and paid tribute to the Hobart event in providing her with the perfect warm up for her successful Open campaign.



Serena Williams (USA) in action on centre court at the Domain Tennis Centre

To add to our high quality player list we also attracted our highest ever ranked player in world, number 13 Anna Chakvetadze. Chakvetadze had slipped under the radar of both the media and other players. Coming into the Hobart event she had won 2 of her previous 3 events. As top seed she was trying to become the first ever number 1 to win the Hobart event. From her first match it was evident why she had progressed so quickly up the rankings and was knocking on the door of the top 10. Anna hit the ball with such consistency and placement and showed a maturity on court far beyond her actual age of

19. The only hiccup for Anna came in the Semi Final match against Sania Mirza where, after seemingly cruising, she injured her back and almost couldn't go on.

She managed to limp through her semi-final and was a firm favourite going into the final against fellow Russian, qualifier Vasilisa Bardina. Bardina had won 3 matches in qualifying and 3 main draw matches to get through to her first WTA final. Vasilisa had impressive wins over Dulko, Castano and Bammer to make it to the final. Chakvetadze show her class in the final and perhaps Bardina showed signs of playing 6 matches in 6 days. The end result was a 6-3, 7-6 victory for the number one seed.



2007 Finalist Vasilisa Bardina (RUS)

Chakvetadze has continued on her good form from Hobart making the Quarter-Finals at the Australian Open and French Open and rising to number 8 in the world. Serena, of course went on to win the Australian Open and the Tier 1 Miami event while making the Quarter-Final at the French Open.

In another first for the tournament, both the Semi-Finals and Final were taped by Southern Cross TV for international broadcast. The Semi-Finals and Final were broadcast live and delayed into Russia, India, UK, Poland, Ukraine and Thailand. The Final was replayed across Tasmania on the following Sunday.



The Australian contingent was lead by wildcards Alicia Molik and young West Australian, Jess More (pictured). Molik, still on the road back from her inner ear infection, thrilled the crowd with her power reaching the quarter-finals. Moore showed the fans that she could be a star of the future. Although Moore, at just 16 years old, she pushed world number 32, to 6-2, 7-6.

Other major highlights of the 2007 event were –

- Strongest field ever with 17 players inside the World's Top 50. These included Anna Chakvetadze (13), Anabel Medina Garrigues (27), Flavia Pennetta (28), Maria Kirilenko (30), Mara Santangelo (31), Michaella Krajicek (35) and Lucie Safarova (42).
- Great support from spectators, with a record 7 sold out sessions, and from our naming rights sponsor, Moorilla Estate, as the fifth year the event has been known as the Moorilla Hobart International.
- Players from all around the world continue to support the event. In total, 21 countries were represented at the event. A majority of the players also returned for their second

& third appearances at the event. The high return rate of previous players displays how highly this tournament is rated around the professional women's tennis community.



Lucie Safarova (CZE) ranked number 42 in the world at the Moorilla Hobart International

- Media coverage of the event was once again extremely high with Southern Cross, WIN TV and the ABC providing daily highlights. Southern Cross continued to support the event by presenting their nightly sport report from the Domain Tennis Centre. Newspaper coverage was again extremely high in The Mercury, with volunteer & player profiles and daily reports. Back page coverage was the usual throughout the tournament, which again reflects how highly the tournament is now rated within Tasmania. The tournament received front page coverage on The Australian, another first for the event.
- The great efforts of Tim Franklin and his staff at Radar Promotions Australia saw the event once again sell all corporate boxes for the event in record time.
- The support of the Domain Tennis Centre is always greatly appreciated once again. The tournament could never be such a huge success without the hard work of President, Peter Armstrong, Graeme Bailey (Tournament Manager), Julie Tripp (Entrance Gate), Angela Green (ballkids), Dale Forwood (Bar), Anthony Kelsall (Bar), Di Troon (Players liaison), Campbell and Kirsten Palfrey (transport), Anita Moore (Administration) and Paul Pickering (Grounds). A special mention must also go to all the additional volunteers (bar staff, ballpersons, drivers and court services) that gave up a week to help out.

Tennis Tasmania looks forward to putting on another great Moorilla Hobart International in 2008. We hope to see you at the Domain Tennis Centre supporting Tasmania's biggest annual women's sporting event.

Michael Roberts
Tournament Director
Moorilla Hobart International

ATP MST BURNIE CHALLENGER

The ATP MST Burnie Men's Challenger event was held for the fifth year at the Burnie Tennis Club in February 2007. This event is only one of three men's challenger events held in Australia each year, and a great deal of credit must be given to the Burnie Tennis Club for running another successful tournament.

The coordination of the event was once again extremely well lead by Shane Looney, Anthony Johnstone, Danny Clark, and many other members of the Burnie Tennis Club. The success of the event over the past five years has resulted in Events Tasmania and the State Government assisting the Burnie Tennis Club in securing the event for a further four years. The Burnie Tennis Club has signed major sponsor, MST for another year, as well as the significant help from Events Tasmania. This tournament leads to the promotion of tennis on the North-West Coast.



On the court, Nathan Healey of New South Wales dominated the week taking both the singles and doubles titles. He showed tremendous concentration and determination, not dropping a set all week in singles, demonstrating that he still has what it takes to break the top 100 on the ATP tour. The big surprise of the week was Wild Card recipient Greg Jones also of New South Wales, who was playing in his first professional event. Jones defeated four top 400 players en route to the final.



Nathan Healey with the winners cheque at the Burnie Challenger

In doubles Healey teamed with Robert Smeets from Queensland to take out the title. The number one seeded team defeated fellow Australians Rameez Junaid and Joseph Sirianni in two tight sets. The other Australian performances were overall outstanding with three of the four semi-finalists, and six out of eight quarter-finalists being Australian.

For the first time in the history of the event, two Tasmanian's were in the main draw of the singles event. Hobart's Andrew Roberts won through three tough qualifying matches and Burnie's Robert Haybittel received a wild card. Roberts and Haybittel also teamed in the main draw doubles, losing in the first round to the eventual champions in three tight sets. Also playing was Hobart's Edward Bouchier losing in the first round of qualifying.



Tasmanian Qualifier, Andrew Roberts on-court

Other highlights from this event included:

- Over 150 people attended the annual Challenger breakfast launch. This year's guest speaker was former Davis Cup player, John Alexander.
- The media coverage from the Advocate was once again superb with articles, pictures and results round-ups included in each days paper. Including match reports, as well as volunteer and staff comments. Local TV was also excellent with highlight packages each night of the events.
- The Burnie Tennis Club continued their excellent sponsorship arrangements, securing their first major naming rights sponsor and also over 30 local and state sponsors for the event.

Tennis Tasmania would like to congratulate everyone involved with the MST Burnie Challenger for January 2007 and to the Burnie Tennis Club volunteers who give up a great deal of time to see the event continues to be one of the big events on the Australian tennis Calendar for many years to come.

Alex Jago

Assistant Tournament Director
MST Burnie Challenger

MENS SINGLES CHAMPIONSHIPS OF TASMANIA

1893	K.C. Laughton	1964	M Mulligan
1894	K.C. Laughton	1965	J Newcombe
1895	K.C. Laughton	1966	A Ashe (USA)
1896	F. Dodds	1967	A Roche
1897	K.C. Laughton	1968	R Ruffels
1898	P.F. Miller	1969	F Stolle
1899	P.F. Miller	1970	K McManus (USA)
1900	J.L. McGough	1971	A Metreveli (USSR)
1901	E. Barnard	1972	A Metreveli (USSR)
1902	J.L. McGough	1973	Washed out
1903	J.L. McGough	1974	C Dibley
1904	H.A. Parker	1975	G Masters
1905	J.L. McGough	1976	M Edmondson
1906	J.L. McGough	1977	S Ball
1907	J.L. McGough	1978	R Carmichael
1908	J.L. McGough	1979	D Tunbridge
1909	T. Barnard	1979	G Vilas (Argentina) Aust Hardcourt
1910	J.L. McGough	1980	D Whyte
1911	H.A. Parker	1980	S Glickstein (Israel) Aust Hardcourt
1912	J.L. McGough	1981	M Pascoe
1913	J.L. McGough	1982	C Fancutt
1914	J.L. McGough	1983	D Tunbridge
1915	H.L. Barclay	1984	D Macpherson
1916	H.M. Rice	1985	B Williams
1917	S.P. England	1986	D Tunbridge
1918	J.L. Hudson	1987	R Fahey
1920	J.L. McGough	1988	B Richardson
1921	W.J. Sheehan	1989	R Fahey
1922	W.J. Sheehan	1990	D Tunbridge
1923	W.J. Sheehan	1991	A Painter
1924	A.C. Newton	1992	R Tucker
1925	A.C. Newton	1993	R Tucker
1926	D. Mullamphy	1994	R Tucker
1927	V. E. Page	1995	R Tucker
1928	V.E. Page	1996	S Beauchamp
1929	V.E. Page	1997	R Tucker
1930	A.W. Knight	1998	A Painter
1931	A.W. Knight	1999	S Swan
1932	A.W. Knight	2000	R Tucker
1933	A.W. Knight	2001	S Swan
1934	R.W. Erwin	2002	K Ho
1935	R.W. Erwin	2003	A Roberts
1936	R. Harrison	2004	S Swan
1937	L.A. Schwartz	2005	R Wynwood
1938	D. Lovett	2006	J. Tunbridge
1939	L. Brodie	2007	K. Ho
1940	J. Bromwich		
1941-45	No Competition		
1946	J. Bromwich		
1947	A.K. Quist		
1948	A.K. Quist		
1949	C F Long		
1950	J Bromwich		
1951	F Sedgman		
1952	K McGregor		
1953	E C Stewart		
1954	D Candy		
1955	K Rosewall		
1956	N Fraser		
1957	A Cooper		
1958	N Fraser		
1959	R Mark		
1960	M Mulligan		
1961	B R Tobin		
1962	R Laver		
1963	M Mulligan		

MENS DOUBLES CHAMPIONSHIPS OF TASMANIA

1893	K.C. Laughton & T.W.H. Whitsitt	1964	O. Davidson & A. Roche
1894	K.C. Laughton & T.W.H. Whitsitt	1965	R. Emerson & F. Stolle
1895	K.C. Laughton & T.W.H. Whitsitt	1966	A. Ashe (USA) & T. Okker (Holland)
1896	F. Dodds & W. Dodds	1967	A. Ashe & C. Richey (USA)
1897	F. Dodds & H.N. Giblin	1968	R. Ruffels & A. Stone
1898	P.F. Miller & J.J. Hudson	1969	M. Anderson & R. Taylor (UK)
1899	L.E. Morgan & J. Pringle	1970	S. Smith & R. Lutz (USA)
1900	L.E. Morgan & E. Harrison	1971	P. Dent & J. Alexander
1901	E.T. Barnard & A.D. Crisp	1972	C. Dibley & J. Cooper
1902	No Competition	1973	Washed out
1903	J.L. McGough & T.W. Newton	1974	T. Bernasconi & J. Halliet (France)
1904	H.A. Parker & L.E. Morgan	1975	G. Masters & R. Case
1905	L.R. Freeman & E.D. Anderson	1976	R. Giltinan & B. Drewett
1906	J.L. McGough & T.W. Newton	1977	A. Stone & R. Carmichael
1907	J.L. McGough & T.W. Newton	1978	J. Marks & C. Kachel
1908	J.L. McGough & T.W. Newton	1979	M. Byrne & D. Carswell
1909	T.W. Newton & J.L. Hudson	1980	D. Whyte & E. Ewert
1910	J.L. McGough & T.W. Newton	1981	Not finished
1911	H.A. Parker & H. Hunt	1982	C. Miller & W. Pascoe
1912	J.L. McGough & T.W. Newton	1983	S. Dance & J. Gilley
1913	J.L. McGough & T.W. Newton	1984	M. Lynch & D. Macpherson
1914	J.L. McGough & T.W. Newton	1985	D. Tunbridge & G. Hiller
1915	H.L. Barclay & W. J. Sheehan	1986	D. Tunbridge & G. Hiller
1916	Unfinished	1987	D. Tunbridge & J. Brien
1917	S.P. England & A.E. Sandral	1988	D. Tunbridge & R. Fahey
1918	A. Dunlop & R. Nettlefold	1989	D. Tunbridge & A. McCormack
1919	T.W. Newton & W.J. Stephens	1990	D. Tunbridge & A. McCormack
1920	J.L. McGough & R. Crawford	1991	D. Drysdale & A. Painter
1921	R.H. Berriman & W.J. Stephens	1992	D. Tunbridge & D. Drysdale
1922	R.H. Berriman & W.J. Stephens	1993	D. Tunbridge & D. Drysdale
1923	J.L. McGough & T.W. Newton	1994	M. Porter & T. Robinson
1924	T.W. Newton & R.H. Berriman	1995	D. Tunbridge & M. Porter
1925	T.W. Newton & R.H. Berriman	1996	D. Tunbridge & D. Drysdale
1926	G. Hughes & F.H. Stephens	1997	K. Ho & C. Sines
1927	W.J. Sheehan & G. Hughes	1998	R. Tucker & A. Painter
1928	S.D. Trethewey & R.H. Berriman	1999	S. Swan & A. Roberts
1929	E.W. Huxley & S.E. Lade	2000	R. Kerr & W. Smith
1930	A.C. Newton & N. Little	2001	S. Swan & D. Tunbridge
1931	A.S. Barnard & H.D. Fysh	2002	D. Gotowski & T. Johnstone
1932	A.C. Newton & A.W. Knight	2003	A. Roberts & J. Bolzonello
1933	A.C. Newton & A.W. Knight	2004	S. Swan & R. Wynwood
1934	R.W. Erwin & N. Little	2005	J. Davey & J. Tunbridge
1935	S. Gifford & R. Harrison	2006	J. Davey & J. Tunbridge
1936	S. Gifford & R. Harrison	2007	K. Ho & S. Richter
1937	L.A. Schwartz & P. Metzler		
1938	D. Lovett & P. Metzler		
1939	L. Brodie & S. E. Lade		
1940	J. Crawford & J. Harper		
1941-45	No competition		
1946	J. Bromwich & J. Gilchrist		
1947	A.K. Quist & J. Crawford		
1948	A. K. Quist & W. Sidewall		
1949	A. K. Quist & J. Crawford		
1950	J. Bromwich & K. Rosewall		
1951	F. Sedgman & D. Candy		
1952	N. Fraser & A. Ryan		
1953	N. Fraser & J. Fraser		
1954	N. Fraser & M. Rose		
1955	N. Fraser & K. Rosewall		
1956	N. Fraser & D. Candy		
1957	A. Cooper & W.S. Edwards		
1958	N. Fraser & R. Howe		
1959	R. Mark & R. Howe		
1960	M. Mulligan & R. Hewitt		
1961	W. Reid & B.R. Tobin		
1962	N. Fraser & R. Laver		
1963	O. Davidson & J. Newcombe		

WOMENS SINGLES CHAMPIONSHIP OF TASMANIA

1893	Miss N.G. Rock	1963	Miss L. Turner
1894	Miss N.G. Rock	1964	Miss M. Schacht
1895	No Competition	1965	Miss H. Gourlay
1896	Miss N.G. Rock	1966	Miss J. Tegart
1897	Miss G. Swan	1967	Miss N. Richey (USA)
1898	Miss E. Ferguson	1968	Mrs B. J. King (USA)
1899	Miss R. Maxwell	1969	Miss K. Melville
1900	Mrs J. Gibson	1970	Mrs M. Court
1901	Miss A. Jamieson	1971	Mrs G. Chanfreau
1902	Miss J. Jamieson	1972	Mrs O. Morozova (USSR)
1903	Miss N.G. Rock	1973	Washed Out
1904	Miss N. G. Rock	1974	Miss D. Fromholtz
1905	Miss E. Griffiths	1975	Miss S. Barker (UK)
1906	Miss A. Rex	1976	Miss J. Wilton
1907	Miss N.G. Rock	1977	Miss R. Fox
1908	Miss E. Stanfield	1978	No Competition
1909	Mrs C. Allanby	1979	Miss K. Byrne
1910	Miss E. Stanfield	1980	Miss M. Booth
1911	Miss E. Stanfield	1980	Miss S. Leo
1912	Miss P.A. Stewart	Australian Hardcourt	
1913	Miss E. Stanfield	1981	Miss M. Booth
1914	Miss A. Rex	1982	Miss S. Hodgkin
1915	Miss E. Stanfield	1983	Miss M. Booth
1916	Miss A. Rex	1984	Miss M. Jaggard
1917	Miss E. Stanfield	1985	Miss G. Dwyer
1918	Miss R. Bushby	1986	Miss M. Booth
1919	Mrs M. Molesworth	1987	Miss G. Dwyer
1920	Miss R. Bushby	1988	Miss G. Dwyer
1921	Miss G. Brownell	1989	Mrs M. Coulson
1922	Mrs R. Wilkins	1990	Mrs M. Coulson
1923	Miss A. Humphries	1991	Miss A. Wigston
1924	Miss M. Richardson	1992	Miss A. Wigston
1925	Miss M. Richardson	1993	Miss A. Wigston
1926	Miss M. Richardson	1994	Miss A. Wigston
1927	Mrs E. Bond	1995	Miss A. Wigston
1928	Mrs E. Bond	1996	Miss A. Wigston
1929	Mrs E. Bond	1997	Miss N. DeVilliers (RSA)
1930	Mrs E. Bond	1998	M. Coulson
1931	Mrs E. Bond	1999	A Smith
1932	Mrs E. Bond	2000	N Kersten
1933	Mrs E. Bond	2001	A Smith
1934	Mrs E. Bond	2002	A. Wigston
1935	Miss T. Coyne	2003	E. Oakford
1936	Mrs E. Bond	2004	A. Wishink
1937	Miss M. Blick	2005	L. Hepburn
1938	Miss P. Newton	2006	A. Wishink
1939	Miss M. Turner	2007	A. Hibberd
1940	Mrs H. Hopman		
1941-45	No Competition		
1946	Miss M. Turner		
1947	Mrs H. Panitzki		
1948	Mrs N. Bolton		
1949	Mrs S. Newcombe		
1950	Miss R. Chitty		
1951	Miss J. Fitch		
1952	Mrs R.W. Baker		
1953	Miss M. McCalman		
1954	Mrs R.W. Baker		
1955	Miss M. Hellyer		
1956	Mrs R.W. Baker		
1957	Mrs R.W. Baker		
1958	Miss J. Lehane		
1959	Mrs T. Long		
1960	Miss L. Turner		
1961	Mrs L. Ockerby		
1962	Miss M. Smith		

WOMENS DOUBLES CHAMPIONSHIPS OF TASMANIA

1901	Misses A. Jamieson & J. Roberts	1973	Washed out
1902	No Competition	1974	Miss H. Gourlay & Miss K. Krantzcke
1905	Misses A. Rex & R. Day	1975	Misses C. Mattison & V. Lancaster
1906	Misses Simpson & Le Nevern	1976	Misses J. Wilton & D. Evers
1907	Misses L. Arthur & C. Gatenby	1977	Mrs L. Bowrey & Miss K. Krantzcke
1908	Misses A. Rex & R. Day	1978	No event
1909	Mrs McArthur & Miss Browning	1979	Misses K. Byrne & M. Booth
1910	Misses A. Rex & R. Day	1980	Misses K. Byrne & B. Tyson
1911	Misses A. Rex & N.G. Rock	1981	No Result
1912	Misses Blain & Browning	1982	Misses M. Booth & P. Hodgkin
1913	Misses E. & D. Stanfield	1983	Misses M. Booth & K. Milne
1914	Misses E. & D. Stanfield	1984	Miss K. Byrne & Mrs C. Harvey
1915	Misses E. & D. Stanfield	1985	Miss M. Booth & Miss K. Milne
1916	Mrs A.H. Reid & Miss A. Rex	1986	Mrs L. Palfrey & Miss S. Driessen
1917	Mrs C. Allenby & Miss D. Stanfield	1987	Miss S. Brkic & Miss A. Woolcock
1918	Mrs C. Allenby & Miss D. Stanfield	1988	Miss G. Dwyer & Mrs C. Harvey
1919	Mrs M. Molesworth & Miss Burrows	1989	Mrs M. Coulson & Miss B. Munro
1920	Misses M. Richardson & M. Mason	1990	Mrs M. Coulson & Miss B. Munro
1921	Misses M. & E. Scott	1991	Miss S. Brkic & Miss A. Wigston
1922	Mrs R. Wilkins & Miss M. Richardson	1992	Mrs L. Palfrey & Mrs D. Horne
1923	Mrs K. Pardy & Miss A. Humphries	1993	Mrs L. Palfrey & Miss A. Wigston
1924	Mrs R. Wilkins & Miss M. Richardson	1994	Mrs L. Palfrey & Miss A. Wigston
1925	Mrs R. Wilkins & Miss M. Richardson	1995	Miss H. Carswell & Miss A. Wigston
1926	Mrs R. Wilkins & Miss M. Richardson	1996	Miss E. J. Drew & Miss A. Hazell
1927	Mrs E. Bond & Miss Hoddle Wrigley	1997	Mrs M. Coulson & Miss N. DeVilliers
1928	Misses B. Piggott & P. Jillett	1998	Miss A. Hansen/Miss E. Reilly
1929	Mesdames E. Bond & J.L. McCough	1999	Not Held
1930	Mesdames E. Bond & J.L. McCough	2000	B McFarlane & S Newland
1931	Misses B. Piggott & P. Jillett	2001	Not held
1932	Mesdames E. Bond & J.L. McCough	2002	Not held
1933	Mrs E. Bond & Miss P. Jillett	2003	Not held
1934	Mesdames E. Bond & M. Magner	2004	K McLeod & E Oakford
1935	Mesdames E. Bond & P. Jones	2005	L Hepburn & E Bouchier
1936	Mesdames E. Bond & J.L. McCough	2006	A. Wishink & E. Bouchier
1937	Misses M. Blick & M. Harrison	2007	A. Hibberd & I. Neilson
1938	Misses P. & M. Newton		
1939	Mrs E. Bond & Mrs J.L. McGough		
1940	Mrs H. Hopman & Miss T. Coyne		
1941-45	No Competition		
1946	Mrs F. White & Miss M. Turner		
1947	Mrs F. White & Mrs H. Panitzki		
1948	Mrs N. Bolton & Miss C. Proctor		
1949	Mrs S. Newcombe & Mrs G. Tracey		
1950	Mrs A.O. Burrows & Mrs G. Munting		
1951	Mrs H. Hopman & Miss J. Fitch		
1952	Mrs R.W. Baker & Miss J. Freeman		
1953	Misses J. Staley & M. McCalman		
1954	Mrs R.W. Baker & Miss M. Healey		
1955	Misses B. Jones & P. Parmenter		
1956	Mrs R.W. Baker & Miss M. Healey		
1957	Mrs R.W. Baker & Mrs N. Ricketts		
1958	Miss J. Lehane & Miss B. Holstein		
1959	Miss T. Long & Miss L. Wilmott		
1960	Miss L. Turner & Miss D. Roberts		
1961	Miss L. Ockerby & Mrs J. Wynwood		
1962	Misses M. Smith & R. Ebborn		
1963	Misses M. Smith & R. Ebborn		
1964	Misses G. Sherriff & J. Gibson		
1965	Misses H. Gourlay & G. Sherriff		
1966	Mrs C. Graebner & Miss N. Richey		
1967	Misses N. Richey & R. Cavis		
1968	Mrs M. Court & Miss G. Sherriff		
1969	Mrs B.J. King & Miss R. Casals		
1970	Mrs M. Court & Mrs J. Dalton		
1971	Mrs O. Morozova & Miss P. Hogan		
1972	Misses J. Young & M. Schallau		

BOYS JUNIOR CHAMPIONSHIP OF TASMANIA

1924	E. Loane	1955	I. Woodcock	1982	No result
1925	R. Rudge	1956	R. Chipman	1983	M. Lynch
1926	H. D. Fysh	1957	J. Hillerbrand	1984	D. Carroll
1927	E. Loane	1958	M. Mulligan	1985	R. Fromberg
1928	N. Little	1959	C. Stubbs	1986	D. Grave
1929	N. Little	1960	R. Brent	1987	A. Johnstone
1930	A.W. Knight	1961	R. Brien	1988	B. Richardson
1931	A.J. Slittle	1962	R. Brien	1989	J. Werner
1932	S. Gifford	1963	R. Brien	1990	A. Okines
1933	S. Gifford	1964	A. Roche	1991	A. Painter
1934	C. A. McKenzie	1965	J. Walker	1992	A. Johnstone
1935	R. Harrison	1966	P. McCumtsie	1993	M. Piper
1936	D. Lovett	1967	J. Bartlett	1994	M. Porter
1937	G. Holland	1968	R. Giltinan	1995	K. Ho
1938	D. Lovett	1969	A. Gardiner	1996	S. Beauchamp
1939	E. C. Stewart	1970	A. Gardiner	1997	S. Swan
1940	R. Felan	1971	K. Warwick	1998	P. Leary
1941-45	No competition	1972	P. Kronk	1999	G. Bailey
1946	F. Sedgman	1973	Washed out	2000	G. Bailey
1947	E. Targett	1974	T. Little	2001	S. Richter
1948	K. Johnstone	1975	B. Drewett (Aus. Jnr)	2002	Not completed
1949	R. Pratt	1976	B. Drewett (Aus. Jnr)	2003	E. Bourchier
1950	E. G. Targett	1977	N/A	2004	E. Bourchier
1951	K. Rosewall	1978	N/A	2005	S. Bell (VIC)
1952	A. Ryan	1979	S. Youl	2006	E. Bourchier
1953	A. Cooper	1980	P. Hardman	2007	E. Bourchier
1954	I. Stocks	1981	No result		

GIRLS JUNIOR CHAMPIONSHIP OF TASMANIA

1926	Miss. P. Jillett	1963	Miss R. Ebborn	1995	Miss L. Doernehr
1927	Miss N. Clemons	1964	Miss J. Gibson	1996	Miss A. Hansen
1928	Miss B. Piggott	1965	Miss H. Gourlay	1997	Miss A. Hansen
1929	Miss B. Piggott	1966	Miss B. Jenkins	1998	Miss J. Brumby
1930	Miss E. Brownwell	1967	Miss B. Jenkins	1999	Miss B. McFarlane
1931	Miss S. Chapman	1968	Miss L. Hunt	2000	Miss B. McFarlane
1932	P. Spencer-Parsons	1969	Miss E. Goolagong	2001	Miss G. Bailey
1933	P. Spencer-Parsons	1970	Miss E. Goolagong	2002	Miss G. Bailey
1934	Miss J. Sampson	1971	Miss P. Reese	2003	Miss K. McLeod
1935	Miss T. Coyne	1972	Miss S. Irving	2004	Miss L. McShane
1936	Miss E. Reid	1973	Miss S. Barker	2005	Miss T. Lind (VIC)
1937	Miss J. Sampson	1974	Not played	2006	Miss L. Hepburn
1938	Miss M. Turner	1975	Miss S. Barker (UK)	2007	Miss A. Hibberd
1939	Miss M. Turner		(Aus. Jnr)		
1940	Miss B. Berg	1976	Miss V. Anderson		
1941-45	Not held	1977	Not held		
1946	Miss E. McKinnon	1978	Not held		
1947	Miss B. Bennett	1979	Miss K. Byrne		
1948	Miss G. Blair	1980	Miss M. Booth		
1949	Miss J. Lade	1981	No result		
1950	Miss H. McDonald	1982	Miss K. Milne		
1951	Miss M. Wallis	1983	Miss S. Driessen		
1952	Miss C. Partridge	1984	Miss C. Archer		
1953	Miss M. McCalman	1985	Miss G. Dwyer		
1954	Miss M. McCalman	1986	Miss S. Driessen		
1955	Miss M. Hellyer	1987	Miss J. Tucker		
1956	Miss J. Graham	1988	Miss B. Munro		
1957	Miss B. Tyson	1989	Miss S. Brkic		
1958	Miss J. Lehane	1990	Miss K. Hurburgh		
1959	Miss L. Holloway	1991	Not held		
1960	Miss L. Turner	1992	Miss A. Wigston		
1961	Miss H. Gourlay	1993	Miss A. Wigston		
1962	Miss K. Dening	1994	Miss H. Carswell		

BOYS PARDY SHIELD

1917	R. J. Holyman	L.C.G.S.	1984	G. Ronald	Rosny College
1918	S.E.C. Lade	L.C.G.S	1985	R. Fahey	Dominic College
1919	R.J. Holyman	L.C.G.S	1986	R. Fahey	Dominic College
1920	J. Propsting	Friends School	1987	B. Richardson	School of Dist. Edu.
1921	R.R. Field	L.C.G.S	1988	A. Whitehead	Ulverstone High
1922	J. Propsting	Hutchins School	1989	A. Painter	L.C.G.S
1923	J. Propsting	Hutchins School	1990	C. O'Keefe	L.C.G.S
1924	E.D. Loane	L.C.G.S	1991	A. Painter	L.C.G.S
1925	H.D. Fysh	L.C.G.S	1992	T. Johnstone	Rosny College
1926	E.A. Pickett	L.C.G.S	1993	T. Robinson	St. Brendan Shaw
1927	N.R. Gatenby	L.C.G.S	1994	T. Robinson	St. Brendan Shaw
1928	C.J. Stanfield	L.C.G.S	1995	M. Porter	Friends School
1929	N.R. Gatenby	L.C.G.S	1996	S. Beauchamp	Hutchins School
1930	N.R. Gatenby	L.C.G.S	1997	G. Bailey	L.C.G.S
1931	S. Gifford	L.C.G.S	1998	P. Leary	Guilford Young
1932	R. Harrison	Hutchins School	1999	G. Bailey	L.C.G.S
1933	R. Harrison	Hutchins School	2000	G. Bailey	L.C.G.S
1934	D. Lovett	L.C.G.S	2001	A. Jago	Launceston College
1935	G.D. Soloman	L.C.G.S	2002	A. Roberts	Guilford Young
1936	G.D. Soloman	L.C.G.S	2003	J. Lynch	Distance Education
1937	R.D. Room	L.C.G.S	2004	E. Bourchier	Hutchins
1938	J.W. Stewart	St. Patrick's College	2005	E. Bourchier	Distance Education
1939	E.C. Stewart	St. Patrick's College	2006	E. Bourchier	Distance Education
1940	E.C. Stewart	St. Patrick's College			
1941	G.C. Harvey	St. Patrick's College			
1942	J.S. Barnett	Friends School			
1943	P.J. Murray	St. Virgil's College			
1944	G. Shell	Hutchins School			
1945	P.J. Murray	St. Virgil's College			
1946	P.J. Murray	St. Virgil's College			
1947	R.H. Vernon	Hutchins School			
1948	E.G. Targett	Scotch College			
1949	E.G. Targett	Scotch College			
1950	C. Mason	Ogilvie High School			
1951	C. Mason	Ogilvie High School			
1952	G. Stevens	Launceston High			
1953	R.E.C. Chipman	Burnie High School			
1954	R.E.C. Chipman	Burnie High School			
1955	S. Fysh	Hobart High School			
1956	R. Allnut	Friends School			
1957	P. Graham-Jones	St. Patricks College			
1958	R. Allnut	Friends School			
1959	R. Tuck	Scottsdale High			
1961	D. Sutton	Queechy High School			
1962	T. Brain	Queechy High School			
1963	T. Brain	Queechy High School			
1964	T. Brain	Queechy High School			
1965	T. Brain	Queechy High School			
1966	G. Jacobs	Taroona High School			
1967	G.Ricketts	Hobart Matric.			
1968	G. Jacobs	Taroona High School			
1969	D. Radin	St. Patrick's College			
1970	P. James	St. Patrick's College			
1971	B. Robinson	Devonport High			
1972	S. Dance	Savio College			
1973	D. Tunbridge	Hobart Matric.			
1974	P. Lee-Archer	St. Patrick's College			
1975	M. Bushby	Launceston Matric.			
1976	D.S.L. Vernon	L.C.G.S			
1977	S. Mackey	Hutchins School			
1978	C. Booth	L.C.G.S			
1979	S. Youl	L.C.G.S			
1980	R. Wynwood	Ulverstone High			
1981	D. Drysdale	Rosny College			
1982	J. Langdale	St. Virgil's College			
1983	R. Fahey	Dominic College			

GIRLS PARDY SHIELD

1917	K. J. Pardy	Methodist College	1983	K. Milne	Helyer College
1918	L. Duncan	Broadland House	1984	S. Driessen	Dominic College
1919	K. Ireland	Hobart Ladies College	1985	S. Driessen	Dominic College
1920	A. Humphries	Methodist College	1986	A Woolcock	Launceston Grammar
1921	N. Clemons	Broadland House	1987	J.Tucker	Launceston Grammar
1922	E. Gilchrist	Broadland House	1988	B. Munro	Oakburn College
1923	E. Gilchrist	Collegiate School	1989	B. Munro	Oakburn College
1924	P. Jillett	Friends School	1990	B. Munro	Oakburn College
1925	P. Jillett	Friends School	1991	A. Wigston	Ogilvie High School
1926	B. Piggott	Hobart Ladies College	1992	A. Wigston	Rosny College
1927	E. J Hurst	Friends School	1993	H. Carswell	Launceston Grammar
1928	N.J. McKenzie	Collegiate School	1994	H. Carswell	Launceston Grammar
1929	M. Waller	Hobart Ladies College	1995	A. Hansen	St. Brendan Shaw
1930	G. Dalco	St. Mary's College	1996	J. Brumby	Scotch Oakburn
1931	G. Dalco	St. Mary's College	1997	A. Hansen	St. Brendan Shaw
1932	G. Dalco	St. Mary's College	1998	A Hansen	St Brendan Shaw
1933	P.Spencer	Parsons Col. School	1999	G Bailey	L.C.G.S.
1934	J.M. Sampson	Friends School	2000	G Bailey	L.C.G.S.
1935	B.K. Phillips	Collegiate School	2001	G Bailey	L.C.G.S.
1936	B.K. Phillips	Collegiate School	2002	G Bailey	L.C.G.S.
1937	B. Broadbury	Methodist College	2003	L Hepburn	Riverside High School
1938	M. Turner	Methodist College	2004	L Hepburn	Riverside High School
1939	M. Turner	Methodist College	2005	L Hepburn	Launceston College
1940	M. Turner	Methodist College	2006	A. Wishink	Fahan School
1941	K. B. Martin	Broadland House			
1942	M.L. Kemp	Methodist College			
1943	S.C. Job	Friends School			
1944	J. R. Smith	Broadland House			
1945	J. Melrose	Fahan School			
1946	C. Byrne	St. Mary's College			
1947	J. Lade	Broadland House			
1948	M. McDonald	Methodist College			
1949	J. Lade	Broadland House			
1950	S. Knight	Hobart High School			
1951	Not Held				
1952	P. Burrows	Collegiate School			
1953	P. Burrows	Collegiate School			
1954	A. Tracey	St. Mary's College			
1955	P. Wiltshire	Broadland House			
1956	B. Tyson	Methodist College			
1957	L. Holloway	Launceston College			
1958	J. Barwick	St. Mary's College			
1959	T. Every	Collegiate School			
1960	H. Gourlay	St. Thomas More's			
1961	H. Gourlay	St. Thomas More's			
1962	J. Dabner	Sacred Heart College			
1963	J. Dabner	Sacred Heart College			
1964	L.Marshall	Hobart High School			
1965	M.Baker	Collegiate School			
1966	Not played				
1967	J. Brain	Launceston Matric.			
1968	C. Norquay	Sacred Heart College			
1969	C. Griffiths	Sacred Heart College			
1970	D. Wyatt	Launceston Matric			
1971	J. Gatenby	Oakburn College			
1972	C. Griffiths	Sacred Heart College			
1973	C. Griffiths	Sacred Heart College			
1974	S. Thompson	Collegiate School			
1975	S. Thompson	Collegiate School			
1976	K. Byrne	Oakburn College			
1977	K. Byrne	Launceston Matric.			
1978	K. Byrne	Launceston Matric.			
1979	M. Booth	Oakburn College			
1980	K Dwyer	Launceston College			
1981	A. MacKenzie	Hobart Matric			
1982	G. Dwyer	Marian College			

Tennis Tasmania Incorporated
ABN 58 889 629 361

30 June 2007

Tennis Tasmania Incorporated
Income statement
For the year ended 30 June 2007

	<i>Note</i>	2007	2006
Community Tennis Revenue		41,070	79,175
Player Development Revenue		93,380	58,257
Operations & Events Revenue		77,235	300,518
Total revenue		211,685	437,950
Other income	6	249,136	381,790
Community Tennis Expenses		(66,938)	(141,591)
Player Development Expenses		(131,674)	(140,589)
Operations & Events Expenses		(48,062)	(264,281)
Other Expenses		(246,647)	(319,497)
		(493,321)	(865,958)
Net surplus/(deficit) for the year		(32,500)	(46,218)

The income statement is to be read in conjunction with the notes of the financial statements set out on pages 6 to 16.

Tennis Tasmania Incorporated
Statement of changes in equity
For the year ended 30 June 2007

<i>Note</i>	2007	2006
Balance at beginning of period	277,057	323,275
Effect of change in accounting policy	-	-
Balance at beginning of period restated	277,057	323,275
Net result for the period	(32,500)	(46,218)
Balance at end of period	244,557	277,057

The statement of changes in equity is to be read in conjunction with the notes to the financial statements set out on pages 6 to 16.

Tennis Tasmania Incorporated
Balance sheet
As at 30 June 2007

	<i>Note</i>	2007	2006
Assets			
Cash and cash equivalents		86,859	30,773
Trade and other receivables	9	11,548	57,199
Inventories	10	11,796	11,628
Other investments		129,325	121,526
Assets classified as held for sale	11	54,000	-
Total current assets		293,528	221,126
Property, plant and equipment	12	40,163	102,510
Total non-current assets		40,163	102,510
Total assets		333,691	323,636
Liabilities			
Trade and other payables	13	47,337	16,645
Employee benefits	14	39,643	20,737
Income received in advance	15	2,154	9,197
Total current liabilities		89,134	46,579
Total non-current liabilities		-	-
Total liabilities		89,134	46,579
Net assets		244,557	277,057
Members' Equity			
Retained earnings		244,557	277,057
Total members' equity		244,557	277,057

The balance sheet is to be read in conjunction with the notes to the financial statements set out on pages 6 to 16.

Tennis Tasmania Incorporated
Statement of cash flows
For the year ended 30 June 2007

	<i>Note</i>	2007	2006
Cash flows from operating activities			
Cash receipts from customers		419,773	811,050
Cash paid to suppliers and employees		(431,479)	(933,604)
Interest received		6,364	6,310
Cash receipts from Government grants		70,000	49,500
Net cash from operating activities	18	64,658	(66,744)
Cash flows from investing activities			
Proceeds from sale of investments		-	22,000
Proceeds from sale of motor vehicle			6,818
Acquisition of property, plant and equipment	12	(2,208)	(20,000)
Acquisition of investments		(6,364)	(6,310)
Net cash from investing activities		(8,572)	2,508
Net increase in cash and cash equivalents		56,086	(64,236)
Cash and cash equivalents at 1 July		30,773	95,009
Cash and cash equivalents at 30 June 2007		86,859	30,773

The statement of cash flow is to be read in conjunction with the notes to the financial statements set out on pages 6 to 16.

Tennis Tasmania Incorporated

Notes to the financial statements

1. Basis of preparation

(a) Statement of compliance

The financial report is a special purpose financial report which has been prepared in accordance with Australian Accounting Standards ('AASBs') (including Australian Interpretations) adopted by the Australian Accounting Standards Board and the Associations Incorporation Act 1964. The Association's financial report also complies with the International Financial Reporting Standards ('IFRSs') and interpretations adopted by the International Accounting Standards Board.

This is the Association's first financial report prepared in accordance with International Financial Reporting Standards, being IFRS, and AASB 1 *First-Time Adoption of Australian Equivalents to International Financial Reporting Standards* has been applied.

(b) Basis of measurement

The financial report has been prepared on the historical cost basis.

(c) Functional and presentation currency

The financial report is presented in Australian dollars, which is the Association's functional currency.

(d) Use of estimates and judgements

The preparation of financial statements requires management to make judgements, estimates and assumptions that affect the application of accounting policies and the reported amounts of assets, liabilities, income and expenses. Actual results may differ from these estimates.

Estimates and underlying assumptions are reviewed on an ongoing basis. Revisions to accounting estimates are recognised in the period in which the estimate is revised and in any future periods affected.

2. Significant accounting policies

The accounting policies set out below have been applied consistently to all periods presented in this financial report.

The following standards and amendments were available for early adoption but have not been applied by the Association in these financial statements.

- AASB 101 *Presentation of Financial Statements* (October 2006)
- [ED 151 *Australian Additions to, and Deletions from, IFRSs*]

The initial application of these standards is not expected to impact the financial results of the Association, and the changes in disclosure requirements are also not expected to significantly impact the Association's financial report.

Tennis Tasmania Incorporated

Notes to the financial statements

2. Significant accounting policies (continued)

(a) Financial instruments

(i) Non-derivative financial instruments

Non-derivative financial instruments comprise trade and other receivables, cash and cash equivalents and trade and other payables.

Non-derivative financial instruments are recognised initially at fair value. Subsequent to initial recognition non-derivative financial instruments are measured as described below.

A financial instrument is recognised if the Association becomes a party to the contractual provisions of the instrument. Financial assets are derecognised if the Association's contractual rights to the cash flows from the financial assets expire or if the Group transfers the financial asset to another party without retaining control or substantially all risks and rewards of the asset. Regular way purchases and sales of financial assets are accounted for at trade date, i.e., the date that the Association commits itself to purchase or sell the asset. Financial liabilities are derecognised if the Association's obligations specified in the contract expire or are discharged or cancelled.

Cash and cash equivalents comprise cash balances and call deposits. Bank overdrafts that are repayable on demand and form an integral part of the Association's cash management are included as a component of cash and cash equivalents for the purpose of the statement of cash flows.

Investments at fair value through profit or loss

An instrument is classified as at fair value through profit or loss if it is held for trading or is designated as such upon initial recognition. Financial instruments are designated at fair value through profit or loss if the Association manages such investments and makes purchase and sale decisions based on their fair value in accordance with the Association's documented risk management or investment strategy. Upon initial recognition, attributable transaction costs are recognised in profit or loss when incurred. Financial instruments at fair value through profit or loss are measured at fair value, and changes therein are recognised in profit or loss.

Other

Other non-derivate financial instruments are measured at amortised cost using the effective interest method, less any impairment losses.

(b) Property, plant and equipment

(i) Recognition and measurement

Items of property, plant and equipment are measured at cost or deemed cost less accumulated depreciation (see below) and impairment losses. The cost of property, plant and equipment at 1 July 2005, the date of transition to AASBs, was determined by reference to its fair value at that date.

Cost includes expenditures that are directly attributable to the acquisition of the asset. The cost of self-constructed assets includes the cost of materials, direct labour, the initial estimate, where relevant, of the costs of dismantling and removing the items and restoring the site on which they are located, and an appropriate proportion of production overheads. Purchased software that is integral to the functionality of the related equipment is capitalised as part of that equipment.

Where parts of an item of property, plant and equipment have different useful lives, they are accounted for as separate items (major components) of property, plant and equipment.

(ii) Subsequent costs

The cost of replacing part of an item of property, plant and equipment is recognised in the carrying amount of the item if it is probable that the future economic benefits embodied within the part will flow to the Association and its cost can be measured reliably. The costs of the day-to-day servicing of property, plant and equipment are recognised in profit or loss as incurred.

(iii) Depreciation

Depreciation is recognised in profit or loss on a straight-line basis over the estimated useful lives of each part of an item of property, plant and equipment.

The estimated useful lives in the current and comparative periods are as follows:

- | | |
|----------------------------|------------|
| • furniture and equipment | 4-10 years |
| • motor vehicles | 6-7 years |
| • Sunny Hill Tennis Centre | 20 years |

The residual value, the useful life and the depreciation method applied to an asset are reassessed at least annually.

Tennis Tasmania Incorporated

Notes to the financial statements

2. Significant accounting policies (continued)

(c) Inventories

Inventories are measured at the lower of cost and net realisable value. The cost of inventories is based on the first-in first-out principle, and includes expenditure incurred in acquiring the inventories and bringing them to their existing location and condition. Net realisable value is the estimated selling price in the ordinary course of business, less the estimated costs of completion and selling expenses.

(d) Impairment

(i) Financial assets

A financial asset is considered to be impaired if objective evidence indicates that one or more events have had a negative effect on the estimated future cash flows of that asset.

An impairment loss in respect of a financial asset measured at amortised cost is calculated as the difference between its carrying amount, and the present value of the estimated future cash flows discounted at the original effective interest rate.

Individual significant financial assets are tested for impairment on an individual basis. The remaining financial assets are assessed collectively in groups that share similar credit risk characteristics.

All impairment losses are recognised in profit or loss.

An impairment loss is reversed if the reversal can be related objectively to an event occurring after the impairment loss was recognised, and this reversal is recognised in profit or loss.

(ii) Non-financial assets

The carrying amounts of the Association's non-financial assets, other than inventories, are reviewed at each reporting date to determine whether there is any indication of impairment. If any such indication exists then the asset's recoverable amount is estimated.

An impairment loss is recognised if the carrying amount of an asset or its cash-generating unit exceeds its recoverable amount. A cash-generating unit is the smallest identifiable asset group that generates cash flows that largely are independent from other assets and groups. Impairment losses are recognised in profit or loss. Impairment losses recognised in respect of cash-generating units are allocated first to reduce the carrying amount of any goodwill allocated to the units and then to reduce the carrying amount of the other assets in the unit (group of units) on a *pro rata* basis.

The recoverable amount of an asset or cash-generating unit is the greater of its value in use and its fair value less costs to sell. In assessing value in use, the estimated future cash flows are discounted to their present value using a pre-tax discount rate that reflects current market assessments of the time value of money and the risks specific to the asset.

Impairment losses recognised in prior periods are assessed at each reporting date for any indications that the loss has decreased or no longer exists. An impairment loss is reversed if there has been a change in the estimates used to determine the recoverable amount. An impairment loss is reversed only to the extent that the asset's carrying amount does not exceed the carrying amount that would have been determined, net of depreciation or amortisation, if no impairment loss had been recognised.

(e) Employee benefits

(i) Long-term employee benefits

The Association's net obligation in respect of long-term service benefits is the amount of future benefit that employees have earned in return for their service in the current and prior periods. The obligation is calculated using expected future increases in wage and salary rates including related on-costs and expected settlement dates, and is discounted using the rates attached to the Commonwealth Government bonds at the balance sheet date which have maturity dates approximating to the terms of the Association's obligations.

(ii) Short-term benefits

Liabilities for employee benefits for wages, salaries, annual leave and sick leave represent present obligations resulting from employees' services provided to reporting date and are calculated as undiscounted amounts based on remunerations wage and salary rates that the Association expects to pay as at reporting date including related on-costs, such as workers compensation insurance and payroll tax.

A provision is recognised for the amount expected to be paid under short-term cash bonus or profit-sharing plans if the Association has a present legal or constructive obligation to pay this amount as a result of past service provided by the employee and the obligation can be estimated reliably.

Tennis Tasmania Incorporated

Notes to the financial statements

2. Significant accounting policies (continued)

(f) Provisions

A provision is recognised if, as a result of a past event, the Association has a present legal or constructive obligation that can be estimated reliably, and it is probable that an outflow of economic benefits will be required to settle the obligation. Provisions are determined by discounting the expected future cash flows at a pre-tax rate that reflects current market assessments of the time value of money and the risks specific to the liability.

(g) Revenue

(i) Goods sold

Revenue from the sale of goods is measured at the fair value of the consideration received or receivable, net of returns and allowances, trade discounts and volume rebates. Revenue is recognised when the significant risks and rewards of ownership have been transferred to the buyer, recovery of the consideration is probable, the associated costs and possible return of goods can be estimated reliably, and there is no continuing management involvement with the goods.

(ii) Services

Revenue from services rendered is recognised in the profit or loss in proportion to the stage of completion of the transaction at reporting date. The stage of completion is assessed by reference to surveys of work performed.

(iii) Government grants

Grants that compensate the Association for expenses incurred are recognised as revenue in the income statement on a systematic basis in the same periods in which the expenses are incurred.

(h) Lease payments

Payments made under operating leases are recognised in profit or loss on a straight-line basis over the term of the lease. Lease incentives received are recognised as an integral part of the total lease expense, over the term of the lease.

(i) Finance income and expenses

Finance income comprises interest income on funds invested. Interest income is recognised as it accrues, using the effective interest method.

Finance expenses comprise impairment losses recognised on financial assets.

(j) Income tax

The income of the Association is exempt from income tax, and accordingly, no provision has been made in the accounts for income tax payable.

Withholding tax from other jurisdictions is provided when the liability is due and payable.

Tennis Tasmania Incorporated

Notes to the financial statements

2. Significant accounting policies (continued)

(k) Goods and services tax

Revenue, expenses and assets are recognised net of the amount of goods and services tax (GST), except where the amount of GST incurred is not recoverable from the taxation authority. In these circumstances, the GST is recognised as part of the cost of acquisition of the asset or as part of the expense.

Receivables and payables are stated with the amount of GST included. The net amount of GST recoverable from, or payable to, the ATO is included as a current asset or liability in the balance sheet.

Cash flows are included in the statement of cash flows on a gross basis. The GST components of cash flows arising from investing and financing activities which are recoverable from, or payable to, the ATO are classified as operating cash flows.

(l) New standards and interpretations not yet adopted

The following standards, amendments to standards and interpretations have been identified as those which may impact the entity in the period of initial application. They are available for early adoption at 30 June 2007, but have not been applied in preparing this financial report.

- AASB 7 *Financial Instruments: Disclosures* (August 2005) replaces the presentation requirements of financial instruments in AASB 132. AASB 7 is applicable for annual reporting periods beginning on or after 1 January 2007, and will require some additional disclosures with respect to the Association's financial instruments.
- AASB 2005-10 *Amendments to Australian Accounting Standards* (September 2005) makes consequential amendments to AASB 101 *Presentation of Financial Statements* and AASB 1 *First-time Adoption of Australian Equivalents to International Financial Reporting Standards*. This is applicable for annual reporting periods beginning on or after 1 January 2007 and is expected to only impact disclosures contained within the financial report.

3. Determination of fair values

A number of the Association's accounting policies and disclosures require the determination of fair value, for both financial and non-financial assets and liabilities. Fair values have been determined for measurement and/or disclosure purposes based on the following methods. Where applicable, further information about the assumptions made in determining fair values is disclosed in the notes specific to that asset or liability.

(i) Investments

The fair value of financial assets at fair value through profit or loss and available-for-sale financial assets is determined by reference to their quoted bid price at the reporting date.

(ii) Trade and other receivables

For receivables with a remaining useful life of less than one year, the notional amount is deemed to reflect the fair value. All other receivables are discounted to determine the fair value.

4. Segment reporting

The Association operates predominantly in the area of administration and event and club co-ordination with respect to the sport of tennis. The Association's operations and customers are predominantly in Tasmania.

5. Government Grants

The Association has been awarded two government grants from the Department of Economic Development. The first grant being for sport and recreation funding and the second for a one off feasibility grant.

Tennis Tasmania Incorporated

Notes to the financial statements

6. Other income

	2007	2006
Affiliation income	74,541	75,673
Administration funding income	96,000	150,386
Other	-	100,166
Government grants income	70,000	45,000
Interest on investments	6,364	7,745
Rental income	2,231	2,820
Total other income	249,136	381,790

7. Other expenses

The Association has the following expenses

	2007	2006
Depreciation expense		
- plant and equipment	5,591	-
- motor vehicles	4,965	2,431
- Sunny Hill Tennis Centre	-	3,000
Cost of goods sold		
- cost of inventories	2,564	2,500
Movement in the provision for employee entitlements	18,906	2,032
Net bad and doubtful debts expense	441	-

8. Auditors' remuneration

Audit services

Auditors of the Association

Synectic Group:

Audit and review of financial reports

	2007	2006
	3,000	2,250
	3,000	2,250

Tennis Tasmania Incorporated

Notes to the financial statements

9. Trade and other receivables

Current

Trade receivables
Other receivables
Current Tax Assets
Prepayments

2007	2006
3,033	40,517
-	1,435
5,101	-
3,414	15,247
11,548	57,199

10. Inventories

Inventory on hand

2007	2006
11,796	11,628
11,796	11,628

11. Assets classified as held for sale

Current

Sunny Hill

2007	2006
54,000	-
54,000	-

Tennis Tasmania Incorporated
Notes to the financial statements

12. Property, Plant and equipment

	Note	Motor Vehicles	Furniture and equipment	Sunny Hill	Total
Cost					
Balance at 1 July 2005		42,997	62,674	60,000	165,671
Other acquisitions		20,000	-	-	20,000
Disposals		(21,015)	-	-	(21,015)
Balance at 30 June 2006		41,982	62,674	60,000	164,656
Balance at 1 July 2006		41,982	62,674	60,000	164,656
Other acquisitions		-	2,208	-	2,208
Disposals		-	(6,123)	-	(6,123)
Reclassification to Asset held for sale		-	-	(60,000)	(60,000)
Balance at 30 June 2007		41,982	58,759	-	100,741
Please note that Sunny Hill has been reclassified as a current asset held for sale and is not included in the Property, Plant and Equipment 2007 totals. It is included in this note for comparative use.					
Depreciation and impairment losses					
Balance at 1 July 2005		15,530	39,541	3,000	58,071
Depreciation charge for the year		3,585	7,721	3,000	14,306
Disposals		(10,231)	-	-	(10,231)
Balance at 30 June 2006		8,884	47,262	6,000	62,146
Balance at 1 July 2006		8,884	47,262	6,000	62,146
Depreciation charge for the year		4,965	5,591	-	10,556
Disposals		-	(6,123)	-	(6,123)
Reclassification to Asset held for sale		-	-	(6,000)	(6,000)
Balance at 30 June 2007		13,849	46,730	-	60,579
Carrying amounts					
At 1 July 2005		27,467	23,133	57,000	107,600
At 30 June 2006		33,098	15,412	54,000	102,510
At 1 July 2006		33,098	15,412	54,000	102,510
At 30 June 2007		28,133	12,029	-	40,162

Tennis Tasmania Incorporated

Notes to the financial statements

13. Trade and other payables

	2007	2006
Other creditors	3,152	5,934
Current tax payable	8,030	3,155
Accrued expenses	36,155	7,556
	<u>47,337</u>	<u>16,645</u>

14. Employee benefits

Current

	2007	2006
Provision for long service leave	9,743	-
Provision for annual leave	29,900	20,737
	<u>39,643</u>	<u>20,737</u>

15. Income received in advance

Current

	2007	2006
Squad fees	2,154	9,197
	<u>2,154</u>	<u>9,197</u>

16. Capital and reserves

Share Capital

The Association is a body corporate incorporated under the Associations Incorporation Act 1964. In the event of the Association being wound up the liability of members is determined by its rules.

17. Financial instruments

Exposure to credit and interest rate risks arises in the normal course of the Association's business.

Credit risk

Management has a credit policy in place and the exposure to credit risk is monitored on an ongoing basis.

Any new investments must have the authorisation of committee members of the Association.

At balance date the Association has cash investments with the ANZ bank. The maximum exposure to credit risk is represented by the carrying amount of each financial asset in the balance sheet.

Tennis Tasmania Incorporated

Notes to the financial statements

17. Financial instruments (continued)

Effective interest rates and repricing analysis

In respect of income-earning financial assets, the following table indicates their effective interest rates at the balance sheet date and the periods in which they reprice.

	Note	Effective interest rate	2007		
			Total	Floating interest rate	Fixed interest less than 1 year Fixed interest more than 5 years
Cash investments		5.20%	129,325	129,325	-
Cash			86,859	86,859	-
			216,184	216,184	-

	Note	Effective interest rate	2006		
			Total	Floating interest rate	Fixed interest less than 1 year Fixed interest more than 5 years
Cash investments		4.75%	121,526	121,526	-
Cash			30,773	30,773	-
			152,299	152,299	-

Fair values

The fair values of financial instruments together with the carrying amounts shown in the balance sheet, are as follows:

	Note	Carrying amount	Fair value	Carrying amount	Fair value
		2007	2007	2006	2006
Cash and cash equivalents		86,859	86,859	30,773	30,773
Cash investments		129,325	129,325	121,526	121,526
Trade and other payables		(39,092)	(39,092)	(16,645)	(16,645)
		177,092	177,092	135,654	135,654
Unrecognised (losses) / gains			nil		nil

Estimation of fair values

The methods used in determining the fair values of financial instruments are discussed in note 3.

Interest rates used for determining fair value

The entity uses the balance date market interest rate in determining fair values. The interest rates used are as follows:

	2007	2006
Cash	N/A	N/A
Cash Investment	5.20%	4.75%

18. Reconciliation of cash flows from operating activities

	<i>Note</i>	2007	2006
Cash flows from operating activities			
Surplus/(deficit) for the period		(32,500)	(46,218)
<i>Adjusted for:</i>			
Depreciation	7	10,556	14,306
Profit on sale of motor vehicle		-	3,966
Operating profit before changes in working capital and provisions		(21,944)	(27,946)
(Increase)/decrease in trade and other receivables		44,216	(35,240)
(Increase)/decrease in inventories		(168)	1,433
(Decrease)/increase in trade and other payables		30,691	(7,656)
(Decrease)/increase in income received in advance		(7,043)	633
(Decrease)/increase in provisions and employee benefits		18,906	2,032
Net cash from operating activities		64,658	(66,744)

19. Other related party transactions

No director has entered into a material contract with the Association since the end of the previous financial year and there were no material contracts involving directors' interests existing at year end.

20. Subsequent events


There have been no events subsequent to balance date which would have a material effect on the Association's financial statements.

TENNIS TASMANIA INCORPORATED

List of Board Members 2006/2007

President	Ross Munro	55 Dion Crescent Riverside Tas 7250
Vice President	Graeme Holloway	34 Proctors Road Dynnyrne Tas 7005
Secretary/ Executive Director	Michael Roberts	4 Liam Drive Kingston Tas 7050
Treasurer	Frances Hudson	33 Havenbrook Drive Trevallyn Tas 7250
Board Members	Peter Armstrong	8 Boa Vista Road New Town Tas 7008
	Ian Bouchier	121 Proctors Road Kingston Tas 7050
	Phillip Bowden	336 Relbia Road Relbia Tas 7258
	Anthony Kelsall	16 Pillinger Drive Fern Tree Tas 7054
	Doug Robinson	272 Waverley Road Lillico Tas 7310
	Paul Daniels	GPO Box 972 Hobart Tas 7001
	Denis Tucker	23 Racecourse Crescent Launceston Tas 7250
	Philip Welch	52 Fairway Crescent Riverside Tas 7250
	Andrew Youl	Symmons Plains Perth Tas 7300

I, Robert William Atkinson, being the Auditor of the above Association, hereby confirm that the foregoing is the list of the names and residential addresses of all the members of the committee of the Association for the year ended 30th June, 2007.




ROBERT W. ATKINSON

TENNIS TASMANIA INCORPORATED
FINANCIAL STATEMENTS
FOR THE YEAR ENDED 30 JUNE 2007

STATEMENT BY COMMITTEE

We, Ross Munro and Frances Hudson, being President and Treasurer respectively of Tennis Tasmania Incorporated, do hereby state on behalf of the Committee that in our opinion the accompanying financial statements are drawn up so as to give a true and fair view of the financial position of the council as at 30 June 2007 and of the results of the association for the twelve month period ended on that date.

Signed this 18th day of September 2007


.....
Ross Munro – President
.....
Frances Hudson - Treasurer

INDEPENDENT AUDITOR'S REPORT TO THE MEMBERS OF TENNIS TASMANIA INCORPORATED

Report on the Financial Report

I have audited the accompanying financial report, being a special purpose financial report, of Tennis Tasmania Incorporated, which comprises the balance sheet as at 30 June 2007, and the income statement for the year ended on that date, other explanatory notes and the committee statement.

The Responsibility of Committee for the Financial Report

The committee of the entity are responsible for the preparation and fair presentation of the financial report and have determined that the accounting policies described in Note 1 to the financial statements which form part of the financial report are appropriate to meet the financial reporting requirements of the constitution and are appropriate to meet the needs of the members. The committee responsibility also includes designing, implementing and maintaining internal control relevant to the preparation and fair presentation of the financial report that is free from material misstatement, whether due to fraud or error; selecting and applying appropriate accounting policies; and making accounting estimates that are reasonable in the circumstances.

Auditor's Responsibility

My responsibility is to express an opinion on the financial report based on my audit. No opinion is expressed as to whether the accounting policies used, as described in Note 1, are appropriate to meet the needs of the members. I conducted my audit in accordance with Australian Auditing Standards. These Auditing Standards require that I comply with relevant ethical requirements relating to audit engagements and plan and perform the audit to obtain reasonable assurance whether the financial report is free from material misstatement.

An audit involves performing procedures to obtain audit evidence about the amounts and disclosures in the financial report. The procedures selected depend on the auditor's judgment, including the assessment of the risks of material misstatement of the financial report, whether due to fraud or error. In making those risk assessments, the auditor considers internal control relevant to the entity's preparation and fair presentation of the financial report in order to design audit procedures that are appropriate in the circumstances, but not for the purpose of expressing an opinion on the effectiveness of the entity's internal control. An audit also includes evaluating the appropriateness of accounting policies used and the reasonableness of accounting estimates made by the committee, as well as evaluating the overall presentation of the financial report.

The financial report has been prepared for distribution to members for the purpose of fulfilling the association's financial reporting requirements under the constitution. I disclaim any assumption of responsibility for any reliance on this report or on the financial report to which it relates to any person other than the members, or for any purpose other than that for which it was prepared.

I believe that the audit evidence I have obtained is sufficient and appropriate to provide a basis for my audit opinion.

Independence

In conducting my audit, I have complied with the independence requirements of the Australian professional accounting bodies.

Basis for Qualified Auditor's Opinion

The income of the Tennis Tasmania Incorporated. consists, in part, of proceeds from fundraising activities, which may be in the form of cash. The audit procedures do not allow testing of income items beyond the accounting for amounts received as shown by the books and records of the Tennis Tasmania Incorporated.

Qualified Auditor's Opinion

In my opinion, subject to the effects of such adjustments, if any, as might have been determined necessary had the limitation discussed in the qualification paragraph not existed, the financial report presents fairly, in all material respects, the financial position of Tennis Tasmania Incorporated as at 30 June 2007 and of its financial performance and its cash flows for the year then ended in accordance with the accounting policies described in Note 1 to the financial statements.

Report on Other Legal and Regulatory Requirements

In my opinion:-

- (a) the accounting records and other records required to be kept by the Association in accordance with the Associations Incorporation Act (Tas) 1964 and the Association's constitution have been properly kept.
- (b) The rules relating to administration of the affairs and funds of the Association have been observed and all explanations required in the performance of the audit have been obtained.

Dated at Devonport this 21st day of SEPTEMBER, 2007.



Robert W Atkinson
Chartered Accountant



