

Tennis Queensland
ANNUAL REPORT

2018/19

#1



LE MOULIN DE FRANCE
SWISS CHAMPION
COUPE SUZANNE LENGLEN



CONTENTS...

STRATEGIC REPORT	3-4	FED CUP 2019	66-69
QUEENSLAND BY THE NUMBERS	5-6	REWARD & RECOGNITION	70-75
PRESIDENT'S REPORT	7-8	FINANCIAL REPORT	76-107
CEO REPORT	9-10		
CEO REPORT (TENNIS AUSTRALIA)	11-12		
RAISING ROOFS & BREAKING BARRIERS	13-21		
GETTING OUR KIDS ON COURT	22-29		
BUILDING & INVESTING TOGETHER	30-33		
TOURNAMENTS & EVENTS	34-51		
BRISBANE INTERNATIONAL 2019	52-65		



STRATEGIC PLAN

VISION TO 2020

PILLAR 01

PRODUCTS

Developing programs and pathways

STRATEGIC OBJECTIVES

DELIVER relevant and targeted programs to attract participants	OFFER playing opportunities for people of all ages and abilities	UTILISE major events to showcase tennis
---	--	--

DRIVERS OF CHANGE

HOT SHOTS	PLAYER PATHWAY	INTERNATIONAL
BOOK A COURT	TEAM TOURNAMENTS	NATIONAL
TENNIS FOR SCHOOLS	LEAGUES	REGIONAL

INDICATES FOCUS PRIORITY

PILLAR 02

PEOPLE

Growing and supporting our delivery network

STRATEGIC OBJECTIVES

ENHANCE the capabilities and satisfaction of the tennis industry	CREATE safe, supportive and fun environments to learn and play	ENCOURAGE diversity at all levels of the game
---	--	--

DRIVERS OF CHANGE

THE RALLY KIT	SAFEGUARDING CHILDREN	FUTURE LEADERS
FUNDING	COACHES AND TEACHERS	FEMALES IN TENNIS
REWARD AND RECOGNITION	PARENTS & PLAYERS	INCLUSIVE DEVELOPMENT

INDICATES FOCUS PRIORITY

PILLAR 03

PLACES

Investing in facilities and their management

STRATEGIC OBJECTIVES

PROVIDE the necessary facilities to promote and deliver tennis	EMBED sustainable operating models	FOSTER strong relationships with government and industry
---	--	--


DRIVERS OF CHANGE

PLANNING	INDUSTRY DEVELOPMENT	GOVERNMENT ENGAGEMENT
MORE COURTS AND INVITING FACILITIES	VENUE OPERATIONS	STRATEGIC AND BUSINESS PLANNING
FACILITY INNOVATION	RESOURCES	NEW PARTNERSHIPS

INDICATES FOCUS PRIORITY

THE VISION

For tennis to be Queensland's most engaging sport



BRISBANE



QUEENSLAND BY THE NUMBERS

PARTICIPATION



50k

Registered Club Members



10M

Investment



350

Tennis Courts Built



120k

ANZ Hot Shots, Schools & Cardio Tennis Participants

DELIVERERS



250

Clubs, Centres & Associations Affiliated with TQ



500

Coach Members Delivering Tennis



580

Schools in the National Schools Partnership Program



130

Teachers Tennis Ambassadors

PERFORMANCE



20

Book a Court Venues



90k

Brisbane International Attendance



8

Queenslanders within the Top 10 Australian Rankings 2017/18



17

Queenslanders within the Top 500 of the ATP/WTA

DIGITAL

WWW.

50k

TQ Website Visitors



45k

E-Newsletter Subscribers



6.5k

Followers Connected to TQ via Social Media



138k

Subscribers to Brisbane International Social Media



30

Queensland Players who Received Scholarships



6k

Registered Players for Competition



#1

#1 Queensland Male: John Millman



#1

#1 Queensland Female: Ashleigh Barty



PRESIDENT'S REPORT

It has been a year of significant triumph through challenge for tennis in Queensland. We have navigated a number of operational changes and moulded our workforce to better service the needs of tennis stakeholders in the future. We have also enjoyed celebrating the success of Queensland Ash Barty as she won her maiden grand slam title and rose to world number one at the close of the financial year.

I am grateful for the support and assistance of my fellow board members Warwick Nicol, Allan Harris, Nadeena Whitby, Paula Robinson, Michael James, Noel Jensen, Richard Watson, Colin Caswell and Paul Horn. They are a dedicated group of professionals who have volunteered their time and expertise for the benefit of tennis and have undertaken their duties with the upmost of care and consideration. A special mention also to our outgoing director, Allan Harris who retired by rotation at our Annual General Meeting after six years of dedicated service to the board.

Additionally, I thank our regional company members who represent their respective affiliates in the regions, raise issues, share knowledge and greatly assist in the governance process. Also the thousands of volunteers throughout Queensland who drive participation within their clubs and communities as coaches, administrators, tournament directors and officials.

Our CEO, Mark Handley was officially appointed in June 2018 and began work on delivering outcomes for Tennis Queensland (TQ) and the Brisbane International, tasked with facing the event's greatest changes in its 11 year history. The imminent introduction of the ATP Cup brought with it months of uncertainty for Queensland's major event, however the collaborative work by Tennis Australia (TA), TQ and the Queensland Government paid off. In January it was announced the Brisbane International women's event will remain in its current form and the men will join them in Brisbane, with one of the ATP Cup group stages.

Under the #brisbanetennis banner, the combined ATP Cup and Brisbane International event provides an exciting, refreshed introduction to the world tennis calendar and will certainly focus the spotlight on tennis in Brisbane. On behalf of tennis in Queensland, I would like to thank TA, the Queensland Government and Brisbane City Council for their continued support of tennis through this great event.

Throughout the year TQ worked closely with TA and our affiliates on changing our service delivery model. Additional funding provided by TA allowed us to

"decentralise" our workforce which resulted in the appointment of additional team members located outside Brisbane. This restructure will enable us to better service our regions and ensure a higher level of support can be provided.

I would also like to acknowledge the ongoing assistance TQ receives from Tennis Australia, in particular TA President Ms Jayne Hrdlicka and CEO Mr Craig Tiley. Both work tirelessly at the highest level of our sport, and have made significant changes which benefit Queensland in the areas of the Australian Open Series, player development and various participation initiatives.

FINANCIAL MANAGEMENT

Since the construction of the Queensland Tennis Centre (QTC), TQ has undertaken the slow process of re-building our reserves to a point where they stand at approximately \$4.5M. The TQ Board developed a capital management policy that will guide the future allocation of these reserves towards strategically important projects requiring contribution from TQ. TQ is in a very sound financial position as we continue to maintain a conservative financial position and balance the immediate priorities of the organisation against future needs and requirements of the sport. The TQ team have worked within tight budgetary constraints and delivered a high quality professional service to our stakeholders.

QUEENSLAND TENNIS CENTRE

MWS Sports has been the operator of the Queensland Tennis Centre (QTC) since 8 July 2014, under an agreement with TQ. After an extended period of discussion regarding MWS' adherence to the agreement, it was terminated by TQ on 12 February 2019. TQ has taken full operational responsibility, including court hire, coaching, tournaments, leagues and the running of the café/pro-shop. TQ values the QTC as one of the many great places to play in Queensland and will continue to operate to set it up for future growth.

I would like to thank our CEO, my Board and the TQ team for managing this significant transition. I am pleased to report the facility is operating soundly and providing a positive financial return to TQ.

At the time of writing this report, TQ is negotiating a settlement with the former operator. All parties are hopeful of a positive outcome, nevertheless we have made provision in these financial statements for the entire outstanding balance owing under the agreement.

AFFILIATE SUPPORT

The TQ "Rally Kit" has continued to be improved and provides a valuable online resource that can be used by our affiliates. This concept is being further developed by TA through the Bounce platform. I encourage all affiliates to work closely with their TQ staff representatives to understand the resources available through these platforms and utilise them in their club.

WORKING IN PARTNERSHIP

Our team continues to improve and develop relationships with all levels of government. This is realised via the 20 Local Government strategic infrastructure and

participation plans as well as our official State Government partnerships which include;

- Sport and Recreation, seeing Tennis be one of six priority partner Sports with the Government
- Queensland Health via the My Health for Life Program, with Tennis celebrated and offered as an all-inclusive sport for Queenslanders who can get out and get active anywhere, anytime
- Signed MOU with the Department of Aboriginal and Torres Strait Islander Partnerships (DATSIP)
- Education Queensland, with the first year of a three-year agreement injecting \$1.5M into State School tennis infrastructure. Tennis is the first sport to unlock school gates working alongside Education Queensland.

Most importantly, these partnerships align to the Queensland Government new all of Government ten year sports plan Activate! Queensland 2019–2029. This is the Queensland Government's 10-year strategy to further enrich the Queensland way of life.

As with TQ's 2017-2020 Strategic Plan, Activate! will channel support and investment to build and activate infrastructure alongside our social, club, school and performance environments within Queensland communities.

Improving accessibility is to be our focus in the short term to ensure there are enough functional, sustainable and available facilities for all Queenslanders to be able to play our great sport. A final document will be delivered to the State Government and all Tennis stakeholders over the Summer of Tennis in 2020.

SPECIAL EVENTS

The Brisbane International continued to build on the success from previous years and saw headline players like Rafael Nadal and Andy Murray signed to play. Unfortunately, injury saw the withdrawal of Nadal and Murray lost in the second round. Crowd numbers remained high throughout the week as we saw Kei Nishikori defeat Daniil Medvedev. In the women's draw past champion Karolina Pliskova defeated the unseeded Lesia Tsurenko in a terrific three set match.

We thank the major sponsors, Queensland Government and Brisbane City Council for their support of this event. TQ continues to work closely with the Brisbane International team to incorporate activities involving our registered players and affiliates, including the Queensland Money Race Finals, Brisbane International Schools Challenge, Queensland Coaches Forum, NSPP Teaches Workshop, Clubs Master Class, Future Leaders, Women in Sport and the Presidents' Morning Tea.

AFFILIATE SUPPORT

I was honoured to welcome Murray Whitbread and Julie Cleverly as life members of TQ during an on-court presentation during the Brisbane International. Julie has dedicated a significant portion of her life to officiating and has held numerous roles in officiating governance over the past 35 years. Murray has served on the TQ Board, represented his region as a Company

Member and spent a lifetime as a player, coach, club volunteer and tournament director.

Immediately after the conclusion of this year's Australian Open, Brisbane hosted the Fed Cup semi-final against Belarus with Australia winning 3 - 2. Interestingly, three of the four Australian team players hail from Queensland. This event provided an excellent opportunity to promote our sport and engage with the community, government and sponsors over three days of electric tennis. The TQ team performed exceptionally well in the delivery of the event and seized the opportunity to showcase our sport with a particular focus on women in sport initiatives.

Looking forward, TQ will be seeking input from stakeholders as we develop a new strategic plan for the period 2020-2024. I sincerely thank everyone associated with Tennis. I feel privileged to be a part of this Tennis family and look forward to watching the sport continue to thrive.

Mark Bloomfield
Tennis Queensland President



CEO'S REPORT

Each year, significant milestones and accomplishments are recognized and applauded by our tennis community. This year one stood out amongst all else. The rise of Ashleigh Barty to the very top of the world; the first Queensland to get there since Pat Rafter in 1999; and her victory on the clay of Roland Garros, the first Australian grand slam champion since fellow Queensland Samantha Stosur's US Open victory in 2011.

What a year it has been for Queenslanders on the world stage. Ash has climbed to now sit at the top of the rankings, Archie Graham solidified his status as the world's best player with an intellectual impediment, closely followed by Queensland stablemate Mitchell James who would end the year at Number 4. Meanwhile, John Millman broke into the world's Top 50 for the first time and knocked over Roger Federer in a giant-killing run to the quarter finals of the 2018 US Open. He would ultimately succumb to world No.1 Novak Djokovic. Ash and John were not the only ones in this period to record career high rankings, the emerging trio of Lizette Cabrera, Priscilla Hon and Kimberly Birrell would all have breakthrough years that will set them up for success. Then there was Sam Stosur's success at the Australian Open by claiming the women's doubles title, it would be the sixth grand slam doubles title of her career.

Our national academy leadership combined with an implemented mentoring program of elite athletes and emerging talent has fostered an environment of positive on- and off-court performance and is ushering in a new wave of Queensland tennis champions. Six different Queensland athletes represented their country in World Junior teams, and at Junior Davis and Fed Cup events. We also had four singles and four doubles national champions and a further six reached the final of various national championships. Queensland players also topped the country with five players crowned Australia's Number one in their age brackets.

The reporting period also ushered in two significant changes to the way tennis is showcased throughout Queensland. The first one is a global adjustment, with the introduction of a new men's team event delivered by the ATP in partnership with Tennis Australia – the ATP Cup. This announcement is in some ways bittersweet, as it sees the Brisbane International deconstructed from the 11 year history it has developed as a combined men's and women's spectacle. Excitingly for Queensland fans however, a women's only Brisbane International event will continue on and coincide with the new ATP Cup. Essentially, this new look showcasing of our sport will still attract the world's best players to compete at the Queensland Tennis Centre – it's just delivered differently. An expansion on previous years from 13 sessions to now 18, a mix of individual and team sport, and a significant boost in player prizemoney with more than \$23M on offer across the two tournaments.

OUR STRATEGY

"Tennis will support the State Governments vision of providing healthy and active communities, by using sport as the vehicle to enrich people's lives"

The vision to be Queensland's most engaging sport was at the core of our decision making and presented a platform in which to start thinking about what is on the horizon. We saw growth across our delivery network with net gains in affiliates, coach members, school partners and court booking systems. Across the network we reached a combination of recorded and anecdotal participation numbers of 175,000 – eclipsing previous participation numbers by 20,000. Whilst our club membership remained steady, recording small growth across metro affiliates, the increase was largely on the back of school participation numbers.

Our budget for the first time tipped over \$5M in revenue to the organization, returning yet another operating surplus to TQ. However, our retained earnings have slipped from \$4.5M to \$4.2M following the provision for doubtful debt attached to the operations of the Queensland Tennis Centre.

OUR STRUCTURE

"Investment in a decentralized workforce to support our delivery network in the field"

Over eight clearly defined regions that form the backbone of our governance structure. For years our Regional Assemblies; led by delegates from our affiliate network; have been delivering local outcomes for tennis and their clubs. Following a review on how to accelerate progression and better service our regions, TQ in partnership with TA, re-engineered the regional servicing boundaries to create 'super regions'. In the process, Tennis has invested in bringing in capability on the ground. Dedicated Regional Tennis Managers have been recruited into the four super regions to build field teams that support our volunteer and professional delivery networks. These field teams will be responsible for supporting our regional assemblies to develop and implement strategies linked to their own environmental nuances.

In the office we have focused on creating an Executive Leadership team for TQ that is fully integrated across all business units of our sport. We took the opportunity to bring in and grow an events team that can deliver not only the ATP Cup and Brisbane International but also expand the capability and professionalism to our year-round grassroots programming. We are also the only Member Association to have 'whole of sport' representation, that includes the National Academy and our major events. We are blessed to have such an array of skill, expertise and dedication to drive the development of our sport and work hand in hand with the many who contribute to delivery across the state.

OUR MAJOR EVENTS

It has been a huge year in events, kicking off with the 11th and final running of the Brisbane International as we know it. Over 86,000 fans attended eight days of competition which included seven grand slam champions and four Queenslanders in the main draw. Most notably, Kim Birrell recorded the biggest win of her career to date by ousting Daria Kasatkina, she would then go on to make the third round of the Australian Open. The event culminated with Japan's Kei Nishikori capturing his first Brisbane International title and Karolina Pliskova claiming her second Evonne Goolagong Cawley trophy to add to her 2017 victory.

The Brisbane International is also a great stage to drive the participation. Multiple community engagement and reward & recognition initiatives were hosted during the event that included the launch of the WTA Future Stars program, the

finals of the state wide Schools Challenge, teacher and club appreciation days, world-class coaches conference and plenty of inclusion and diversity activations. Notably, this included the staging of a wheelchair exhibition event that included five of the Top 10 male wheelchair players in the world.

Our leading women would be back in April to spearhead an Australian Fed Cup semi-final victory over the dangerous Belarussians. Led by Ash Barty and supported by Sam Stosur, the Aussies would claim victory in a nail-biting fifth and final rubber in front of a vocal home crowd.

2018 and 2019 were the first time Queensland has held the Pizzey Cup (secondary school's team event) and Bruce Cup (primary school's team event). Further underlying the strength and depth of our playing group superbly led and nurtured by a world-class coaches and coaching academy.

QUEENSLAND TENNIS CENTRE

In February, TQ took over the management and operations of the QTC and will continue to do so for the time being. Management took on the task to stabilize the operations and have now positioned this business with an opportunity for growth. All key performance indicators are positive to this point and management have put in place a plan to drive that growth into the future. Significant adjustment and focus has been attached to ensuring the QTC is a viable business for TQ. With currently over 70% of our organisation's revenue fixed, an opportunity exists to make the QTC profitable, which will provide more discretionary revenue for TQ to invest back into our sport.

THANKS

I would like to thank members of the recently departed workforce and welcome new team members to our organization. The team have put in a huge year, but continue to go above and beyond their position description to drive outcomes for tennis and realise our vision. We are indebted to the persistence, resilience and loyalty you continue to provide TQ.

To the TQ Board, Company Members and Regional Assembly chairpersons, thank you for your guidance and support in their year. We have navigated our way through the


challenges and are in a great position for an exciting next few years.

My thanks also to Craig Tiley and the Tennis Australia team for their leadership, commitment and enthusiasm for growing the sport in Queensland.

To our delivery network, rest assured I get up every morning with a focus on delivery. We are acutely aware of the challenges facing our regional areas and we look forward to solving those challenges and developing opportunities with you. Thank you for the hours and hours of discretionary effort you put in to provide playing opportunities to your communities.

In 2020, all levels of our sport will unite to drive state and national outcomes through localized delivery, it will be a history making achievement as national, state, regional and club plans align and then overlay with state and federal government ambitions to drive social, health and wellbeing, economic and entertainment outcomes in communities through tennis.

Mark Handley
Tennis Queensland CEO



CEO'S REPORT

(TENNIS AUSTRALIA)

A MOMENTOUS YEAR

As we reflect on the past 12 months in Australian tennis, it is Queensland's Ash Barty who is on top of the world. Her victory at Roland Garros was achieved with not only class, humility and by being true to herself but also by honouring her talent, her family and her team.

For all of us involved in the sport, it was incredibly heartening to see such a wonderful athlete and role model fulfil her dream of becoming a Grand Slam singles champion and the latest world No.1. Her ascension to the top of the singles rankings began when she captured the doubles title at the US Open with American CoCo Vandeweghe, the WTA Elite Trophy in Zhuhai and shared the Newcombe Medal with Alex de Minaur – the highest honour in Australian tennis.

Ash was not the only athlete achieving great heights. Victoria's Dylan Alcott continues to make history in wheelchair quads taking to the grass at Wimbledon for the first time in doubles, capturing his second US Open crown, returning to world No.1, winning his fifth consecutive Australian Open title and taking the inaugural singles title in Paris. He continues to be an inspiration and an incredible ambassador for our country and our sport.

The past year was filled with many on-court triumphs by our Aussie players in front of a home-crowd. Alex de Minaur's maiden ATP singles title at the Sydney International, Sam Stosur's doubles crown at the Australian Open, the largest contingent of Aussies competing in the singles main draw since Australian Open 2000, the Davis Cup team qualifying in Adelaide for the new-look finals format later this year and our Fed Cup team's 3-2 victory over Belarus in Brisbane sending Australia to the final for the first time in 26 years. Eyes around the country will be glued to Perth in November to watch our Aussie team, captained by Alicia Molik, take on France for a shot to regain the cup 45 years since our last one.

A NEW ERA IN AUSTRALIAN TENNIS

Our major focus for the past year has been increasing resources on the ground through greater investment into regional development via our Member Associations. This has led to the creation of more than 50 new jobs across the country to deliver tennis to the next generation and attract more adults back to the sport through social play.

We all know that being able to hold world-class events with more opportunities for the top players to start their season here in Australia is one of the most important factors in inspiring future generations to the sport.

With this in mind we've completely reinvented the summer and next January will be the biggest launch of the global tennis calendar with the introduction of a brand new men's teams event, the ATP Cup in Brisbane, Perth and Sydney, the new combined men's and women's Adelaide International and improved women's events in Hobart and Brisbane.


All of this leading into the pinnacle event on our calendar, the Australian Open, and with it the rollout of our new Australian tennis strategy. We have some big ambitions to grow our sport even further over the next five years as well as introduce a women's teams event to the

summer line-up. It's because of our team's hard work over the past decade that we are in such a strong position to do this.

The dedication and professionalism shown by each member of our tennis community from players, coaches, volunteers, officials, administrators and fans is nothing short of phenomenal. As we continue to invest in our sport and grow the game we all love, the commitment and cooperation you demonstrate is what allows us to build on our success.

We look forward to another momentous year ahead.

Craig Tiley
Chief Executive Officer
Tennis Australia





**RAISING
ROOFS &
BREAKING
BARRIERS**

QLD HIGHLIGHTS

John Millman stuns Federer at the US Open

Brisbane's John Millman caused a world-wide sensation when he defeated the 20 time Grand Slam Champion Roger Federer in the fourth round of the 2018 US Open.

Millman's stunning win became front and back page news across Australia. Tennis led national TV and Radio news bulletins and John's charismatic family appeared live across every major breakfast TV show.

The media filmed National Academy players and coaches watching Millman play Federer and Novak Djokovic. It was an opportunity to talk about TQ's junior pathway and highlight the state's tennis role models. This angle featured in most news coverage, including on the ABC's 730 Report.



INAS Gold

Queenslanders Archie Graham, Mitchell James and Josh Holloway help Australia win GOLD at the INAS World Championships in Paris.



Western Rivers Cup

The inaugural Western Rivers Cup in partnership with SWIN and PCYC was held. Including players selected for the National Indigenous Tennis Carnival in Darwin based on their sportsmanship!



Hot Shot of the Year

After taking out the 2017 ANZ Tennis Hot Shot of the Year competition, Bundaberg local Poppy Loeskow had the chance of a lifetime when she took to the court with Aussie great Alicia Molik.



QUEENSLANDER

Barty's magical month

Ipswich's Ashleigh Barty became the first Australian to win the French Open in 46 years and only the fifth Australian to top the world rankings in a magical month in Europe.

Barty's inspirational story and humility created extensive opportunities to highlight her as a role model from Queensland with the State's Premier, Annastacia Palaszczuk appearing twice at Pat Rafter Arena to congratulate and celebrate Barty's achievements.

The month also involved a late night "Barty Party" in conjunction with the Ipswich Council and a series of media opportunities and interviews with former coaches, TQ CEO Mark Handley and President Mark Bloomfield.

30 Coaches in 30 Days

Featuring interviews with 30 of Queensland's most respected coaches, this digital campaign was created to improve social engagement and generate more acknowledgement of our delivery network. From Cairns to Caloundra, Townsville to Toowoomba, the team connected with the coaching community like never before – and even inspired coaches to do their own version in their local environments.

Nationally, the Coach Development team also engaged in Thank You Week for tennis coaches. Attracting over 40,000 likes on Facebook nationally, recognising the contribution, impact and sacrifice our local coaches make, rain hail or shine, 365 days a year!

Females in Tennis

As part of TQ's ongoing commitment to increase the female participation on and off-court in Queensland, a number of women's initiatives that promoted empowerment and connectivity were delivered for women in the Tennis industry.

One of these, a Women in Tennis Community Coaching Course was delivered in February at the QTC, attracting 15 participants from across south-east Queensland, and injecting 15 new female Trainee Coach Members into the coaching community. These participants were rewarded with a roll over of their coach membership for the 19-20 financial year at no extra cost. (Pictured).



The Greatest Ever - Rod Laver

Rod Laver accepts the highest accolade in Queensland sport - named Queensland Sport's Greatest Athlete at the QSport Awards.



WTA Future Stars Program

Celebrating women in tennis, the WTA Future Stars program was a first of its kind camp, aimed to create an unforgettable experience for some of Queensland's best junior female athletes. Fourteen girls were selected to participate in a two-day camp, including on and off-court experiences and an insight into the WTA Tour.



John Millman Rebound Wall

A community hitting wall in Carindale honoured Brisbane local John Millman, following his stellar 2018/19 season.



Ronald McDonald House

TQ staff visited Ronald McDonald House to deliver a \$15,000 dollar cheque from money raised during Brisbane International 2019 and to cook a special dinner for families staying there.

ACES FOR ALL

Females

Our girls and women program strives to empower females to aim for leadership roles within their community and the sport of tennis to be the best they can be. In doing so, the program provides assistance and support in the attendance of workshops and professional development opportunities. The participation of women and girls in tennis on and off the court promotes a lifelong focus on health and wellbeing.



Living with a Disability

TQ works in collaboration with disability-focused organisations to raise awareness of the opportunities tennis can provide. A key strategy in our aces for all program is creating a platform to educate and empower coaches and clubs to run inclusive programs and provide both playing and non-playing opportunities.



Indigenous and Culturally and Linguistically Diverse (CALD)

Through building indigenous sporting initiatives with local communities, TQ is working towards building a legacy of sustainable tennis development programs. These demonstrate the positives impacts of tennis. This state-wide approach culminates each year in playing and professional development opportunities at the National Indigenous Tennis Carnival in Darwin.



Remote Communities

Through the Aces for All program TQ has mobilized tennis playing opportunities and provided these to people living in remote communities. The intended outcome of these visits is to improve the capacity of remote communities to conduct regular and sustained tennis activities and competitions. It also assists with supporting talented players with travel and accommodation costs.



CHAMPIONSHIP
POINT!

GETTING OUR
KIDS ON
COURT



SCHOOL ENGAGEMENT



Teacher Demonstrations and Professional Development Opportunities



NORTH WEST SOUTH WEST CAPRICORNIA FAR NORTH GOLD COAST SOUTH WEST NORTH

ANZ HOT SHOTS
21K

Registered ANZ Hot Shots Participants

580

Schools in the National Schools Partnership Program

102K

Players in Schools

From Learning to Match Play

In an exciting new development on the Gold Coast, Red Ball and Orange Ball Tournament circuits have been established to give ANZ Tennis Hot Shots players practical competitive skill development opportunities. Each tournament is all encompassing of ITF court specifications and relevant equipment modifications.

The circuits started in 2018 and from then until 2019, participation numbers have increased from 350 players to more than 500 players. Four tournaments have been added to the calendar and three additional clubs can now call themselves tournament hosts. The region continues to use these tournaments as a platform to provide parent and player education on expected etiquette and to upskill club committee members and coaches into mentor and tournament director roles.



New Interschool Competitions & Sports Camps

TOOWOOMBA HERVEY BAY TOWNSVILLE THURINGOWA THARGOMINDAH CLERMONT WINDORAH QUILPIE



Spotlight on Special Schools

- More than 1500 students with disabilities have completed ANZ Tennis Hot Shots programs through school partnerships with Special Schools in South East Queensland and Wide Bay.
- A major inclusive Gala Day was held at the QTC with 171 students with disabilities from 11 schools.
- An inter-school red ball competition was held over three weeks with Brisbane-based special schools, allowing 30 students with disabilities to compete. Redlands District Special School won the trophy this year, beating last year's winner Calamvale Special School.
- For the first time, an inclusion focused ANZ Tennis Hot Shots program was delivered in Maryborough, to staff at two special schools.





Brisbane International Schools Challenge

In one of TQ's biggest participation events, more than 32 gala days were held state wide with 360 schools and 3500 students taking part. The state final featured 20 schools and 200 students (including a school from the NT for the first time) with over 1000 spectators across two days at UQ Sport Tennis Centre and the QTC during the Brisbane International. Brookfield State School won for a second consecutive year.



Spotlight on Sunshine Coast

An Emerging Leaders program developed by TQ in conjunction with the local Regional Assembly (RA) gave eight participants from all areas of the Sunshine Coast a chance to complete their Community Coaching Course and gain life experience via a 30-hour volunteer project within their club. The program, which was also funded by the RA, featured a vast range of projects from fundraisers to club tournaments and on-court coaching to community awareness days.



The Sunshine Coast Girls Squad returned with a new look in 2018. The coast was also lucky to secure another passionate qualified female coach to mentor the squad, securing some great new presenters and working with local businesses to build the program heading into 2020.




TQ worked with the RA, local associations and tennis clubs on an inclusive model for inter-club team competitions known as the Sunshine Coast Tennis League. After a 12 month trial period, the associations decided to continue with the proposed model for the future entrusting TQ to administer the operation of the competition.

The Sunshine Coast Tennis League now includes a coast-wide junior competition with 100 teams, the traditional Monday night adult competition as well as the premier division at the end of the year. New playing opportunities have been added with an open division including a singles component, the Junior Grand Slam Series and the Mary Valley Challenge for smaller regional clubs at the coast.



To:



BUILDING &
INVESTING TOGETHER

Spotlight on Key Investments

Significant new venues to open in 2018-19 with two or more courts included Northshore Hamilton (6 courts), Moggill Sports Park (4 courts), Bayview State School (2 courts) as well as additional courts at Pioneer Tennis (2 courts) and Ambrose Treacy College (2 courts).

More than 300 courts have now embraced LED lighting technology – providing improved lighting quality, significant life cycle cost benefits for clubs in terms of maintenance costs and electricity usage costs.

Federal Government (SportAus - Community Sports Infrastructure) grants were made available for the first time, resulting in almost \$1.5m distributed to tennis projects in Queensland.



Club Development Highlights

134 Operational Health Checks were completed. The OHC is Tennis Australia's annual national survey of tennis facility operations assessing venue management, usage and sustainability. Survey data is used to produce industry benchmarks, which enables clubs and venue operators to compare results against their previous performance, and against other venues of a similar size.



50k

Club Members



10M

Investment in Our Clubs



250

Clubs, Centres & Associations Affiliated with TQ

GOVERNMENT ENGAGEMENT	2017/2018	2018/2019	2019/2020
LGA Forums	2	4	5
Government Agency Relationships	2	7	9
Engagement Opportunities	20	20	30

STRATEGIC AND BUSINESS PLANNING	2017/2018	2018/2019	2019/2020
LGA Strategic Plans	11	22	22

NEW PARTNERSHIPS	2017/2018	2018/2019	2019/2020
Government Department Partnerships	2	3	9
Sponsor Partnerships	2	3	1





TOURNAMENTS & EVENTS

JUNIOR TOURNAMENTS



ROD LAVER QUEENSLAND JUNIOR CHAMPIONSHIPS Presented By Tennis & Gear Online

	Winner	Runner-up
8/U Mixed:	Valenova Tsai [1]	Trinity Fung
10/u Boys	Cody Atkinson [3]	Daniel Lemmon-Warde [7]
10/u Girls	Lucia Josephine Gale	Sarah Bigg [1]
12/u Boys	Hayden Jones [2]	Heremana Courte
12/u Girls	Sarah Rokusek [1]	Tianyu Dong [3]
14/u Boys	Peter Politis [3]	Daniel Hammond [14]
14/u Girls	Cassidy Mataia [5]	Mia Tsoukalas [1]
16/u Boys	Callum Gale [3]	Patrick Donovan [4]
16/u Girls	Jade Otway [1]	Elodie Foster [4]

2018 HEAD QUEENSLAND STATE AGE

	Winner	Runner-up	Score
10/u Boys	Chase Crema [2]	Aiden Serifovic [1]	6-2 6-0
10/u Girls	Phoebe Cahill	Jade Cherry	6-0 6-0
12/u Boys	Hayden Jones [1]	Gautham Santhosh [3]	6-3 6-3
12/u Girls	Isabella Cooper [1]	Lucy Quinlan [4]	6-0 6-2
14/u Boys	Jack Dixon [7]	Nicholas De Vivo [3]	Withdrawal
14/u Girls	Darina Kamenoff [1]	Maddison Ricardo [5]	6-4 6-1
16/u Boys	Ryan Wang [1]	Jamie Kenny	6-2 6-4
16/u Girls	Leacy Argent [2]	Lily Pade [1]	6-4 6-7(6) 7-6(4)
18/u Boys	Thomas Braithwaite [1]	Eric Padgham [6]	6-4 6-3
18/u Girls	Isabella Macgibbon [2]	Alexandria Neilsen [1]	6-3 6-2

ITF JUNIOR EVENTS

2018 ROD LAVER JUNIOR CHAMPIONSHIPS

	Winner	Runner-up	Score
Juniors Boys	Ken Cavrak [2]	Alexander Crnokrak [Q]	6-4 6-2
Juniors Girls	Amber Marshall [2]	Megan Smith [1]	6-1 6-2
Juniors Boys Doubles	Ken Cavrak / Tristan Schoolkate [1]	Christian Didier Chin / Nikita Volonski [2]	6-3 6-1
Juniors Girls Doubles	Olivia Gadecki / Amber Marshall [1]	Sara Nayar / Cyan Sun [6]	6-4 6-3

2018 MAPEI GOLD COAST JUNIOR INTERNATIONAL

	Winner	Runner-up	Score
Juniors Boys	Alexander Crnokrak [Q]	Tom Evans	6-4 6-2
Juniors Girls	Amber Marshall [2]	Megan Smith [1]	6-4 6-2
Juniors Boys Doubles	Tristan Schoolkate / George Stoupe [3]	Christian Didier Chin / Ethan Kai Xin Lye [2]	6-2 6-2
Juniors Girls Doubles	Olivia Gadecki / Amber Marshall [1]	Grace Schumacher / Megan Smith [2]	6-2 7-6 (4)

REPRESENTATIVE TEAM CHAMPIONS

Junior Development Series

The Junior Development Series introduces aspiring juniors to competitions at a local level across the state. Queensland is divided into eight regions based on RA areas. Each region selects a team across the year to take part in the state finals, which are held annually in Rockhampton. The number of events has remained stable year on year, with over 5,500 participants playing in the series annually.



2018 QUEENSLAND JUNIOR DEVELOPMENT SERIES FINALS

	Boys	Girls	
Central Region	11/u	Rohan Hazratwala	Ritzi Mabukwa
	13/u	Ethan Klumpp	Logan Lizzio
	15/u	Lachlan Vickery	Chelsea May
	17/u	Daniel Cooke	Sienna Jensen

2018 Queensland Junior Teams Carnival

A total of 368 players came to Brisbane for the annual Queensland Junior Teams Carnival which is held across five venues in the month of December. The Metropolitan Region defended the Regional Shield with a combined team total of 3.6 ahead of Gold Coast 6.6 and Northern NSW 7.1.



2018 QUEENSLAND JUNIOR TEAMS CARNIVAL PRESENTED

Presented By Tennis & Gear Online

	Boys	Girls	
Metropolitan Region	11/u	Jett Grech	Juliet Santitto
	13/u	Kaito Nelson	Thamara Frasser [2]
	15/u	Alec Braund	Madeline Perrin
	17/u	Bryce Robinson	Ruby Fraser

2019 National Secondary School Championships

The Pizzey Cup is a team-based competition for 13-19 year-olds with 16 players (8 boys and 8 girls) representing each state. The teams compete against other states and territories in mixed doubles, boys/girls doubles and singles. The competition is conducted by School Sport Australia (SSA) in partnership with Tennis Australia.

The Queensland team of 13 - 19 year-olds won the National title, breaking a streak of 10 consecutive wins by New South Wales.

TEAMS & RESULTS (OVERALL WINNERS)

Boys

Representative Players: Lathan Treacy, Zac Larke, William Jesser, Ethan Farlie, Ryan Wang, Alec Braund, Patrick Donovan, Alex Patane

Girls

Representative Players: Amelija Swaffer-Selff, Olivia Massingham, Ruby Fraser, Lana Djokovic, Anja Navar, Sophie Idzikowski, Madeline Perrin, Arabella Barnett

2019 Queensland State Primary School Championships

TEAMS & RESULTS (OVERALL WINNERS)

Team

South Coast: Cody Atkinson, Ko Urayama, Jett Grech, Georgio Aquino, Emerson Jones, Alize Yarwood, Sarah Bigg, Anastasija Stokic

Individual Players

Representative Players: Gautham Santhosh & Emerson Jones

2019 Australian Schools Challenge

In more success at a national level, Kelvin Grove State College won the title in the 2018 Australian Schools Challenge and represented Australia at the world titles in Italy in the girls' competition. In the boys' competition Brisbane Boys College finished second.



Bruce Cup

The Queensland representative teams had the most dominant year in decades on the national stage. Both state representative teams won the national title at the primary school competition, the Bruce Cup, with our team of 7 girls and 7 boys going undefeated throughout the tournament. Lily Taylor also took home the title in the individual event.

TEAMS & RESULTS (OVERALL WINNERS)

Boys

Representative Players

Christian Caldwell, Toby Everard, Aleksander Franko, Hayden Jones, Oliver King, Gautham Santhosh, Jackson Treacy

Girls

Representative Players

Sarah Birchall, Cara Botha, Emerson Jones, Ella Idzikowski, Lucy Quinlan, Juliet Santitto, Lily Taylor



2019 Queensland State Secondary School Championships

TEAMS & RESULTS (OVERALL WINNERS)

Team

Boys

Metropolitan WEST

Zac Larke, Jordyn Larke, Matthew Harper, Louis Baker

Girls

Metropolitan WEST

Ruby Fraser, Anja Nayar, Sophie Idzikowski, Cailin Rienecker,

(The individual event could not be finished due to rain).

Australian Team Championships 11s and 13s

The Australian Junior Team Championships were held at the Gold Coast for the first time. Teams were selected in the age groups 13&U and 11&U.

TEAMS & RESULTS

11s Boys

Representative Players

4th Place Overall

Cody Atkinson, Jack White, Jason Lemmon-Warde, Asher Brownrigg

11s Girls

3rd Place Overall

Emerson Jones, Lisa Mirskaya, Helena Guan

13s Boys

5th Place Overall

Hayden Jones, Gautham Santhosh, Thomas Gadecki

13s Girls

2nd Place Overall

Hana Sonton, Tianyu Dong, Lily Taylor



Foundation Cup

The annual Australian Made Foundation Cup is a national teams event that provides children 13/u from across rural and regional Australia the opportunity to participate in competitive tennis at the highest level.

The selection panel decided to only select players from regional areas outside South-East Queensland. The team this year only consisted of two girls and two boys and came fifth overall.

TEAMS & RESULTS (5TH OVERALL)

Player	Region	Boys	Girls
Far North		Taichi Sato	
Far North		Rudy Thorogood	
Central			Isabella Cooper
Far North			Logan Lizzio



REGIONAL LEAGUE CHAMPIONS

BRISBANE TENNIS LEAGUE

Brisbane Bobcats

Cyan Sun

Lana Djokovic

Liam Puttergill

Matthew Harper

SUNSHINE COAST TENNIS LEAGUE

Coolum Cobras

Scott Poudziunas

Gavin Van Peperzeel

Ryan Mitchel

Steven DeWaard

Chantel Jamieson

Sam Ryan

Emily Burns

STATE LEAGUE FINAL CHAMPIONS JUNIORS

Carrara Cougars Juniors

Alexey Shtengelov

Alex Furst

Adam Daggmarr

Jack Edmonds

Hayden Jones

Georgios Asimakopoulos

Maddison Ricardo

Arabella Barnett

Ava Edmonds

Zoey Daggmarr

Elsa Rahmati

GOLD COAST TENNIS LEAGUE

Carrara Cougars

Thomas Fancutt

Robert Stirling

Clint Letcher

Patrick Kotan

Blake Kebblewhite

Daniel Birak

Alicia Smith

Shannon Stamenovic

Sofia Letcher

Shannon Beckett

Kirijana Petreski

Sophia Fry

STATE LEAGUE FINAL CHAMPIONS

Carrara Cougars

Thomas Fancutt

Robert Stirling

Clint Letcher

Patrick Kotan

Blake Kebblewhite

Daniel Birak

Alicia Smith

Shannon Stamenovic

Sofia Letcher

Shannon Beckett

Kirijana Petreski

Sophia Fry

OPEN TOURNAMENTS

Queensland Open

A total of 318 players entered the 2019 Queensland Open with over \$24,000 in prize money on offer for participants in open, wheelchair and intellectual disability events, again including an 18/U Gold event. Dayne Kelly and Abigail Tere-Apisah were crowned champions in the open events.

2019 QUEENSLAND OPEN, TENNYSON

	Winner	Runner-up	Score
Men's Singles	Dayne Kelly [1]	Alexander Crnokrak [2]	7-6(2) 6-3
Women's Singles	Abigail Tere-Apisah [1]	Alexandra Bozovic [2]	6-3 6-0
Men's Doubles	Alex Aley [5] / Robert Stirling	Cameron Green [1] / Calum Puttergill	7-6(4) 1-6 10-3
Women's Doubles	Alexandra Bozovic [1] / Sara Tomic	Sara Nayar / Uma Nayar	2-6 6-0 10-7

Queensland Money Race

The Queensland Money Race finished off the Australian Money Tournament season, offering over \$16,000 in prizemoney. The top 16 male and female athletes who had won the most prizemoney from Queensland AMT events in 2018 qualified for the finals played at the Brisbane International. Gavin Van Peperzeel and Andie Dikosavljevic were crowned as champions.

2019 QUEENSLAND MONEY RACE

	Winner	Runner-up	Score
Men's Singles	Gavin Van Peperzeel [1]	Calum Puttergill [3]	6-2 3-6 6-1
Women's Singles	Andie Dikosavljevic [2]	Andjela Djokovic	7-5 Retired

Queensland Wheelchair Tennis Open

The 2019 Queensland Wheelchair Tennis Open was again part of the Queensland Open. The ITF Futures tournament attracted 25 players travelling from Australia and New Zealand.

2019 QUEENSLAND WHEELCHAIR TENNIS OPEN

	Winner	Runner-up	Score
Boy's Singles	Riley Dumsday (AUS)	Finn Broadbent	6-0 6-2
Girl's Singles	Hayley Slocombe (AUS)	Sally Schwarz (AUS)	-
Men's Singles	Ben Weekes (AUS)	Henry De Cure (AUS)	6-2 6-2
Women's Singles	Lisa Edwards (AUS)	Hayley Slocombe (AUS)	6-1 4-6 6-3

MAJOR QUEENSLAND TITLES (AMT)

2018 TENNYSON CLASSIC

	Winner	Runner-up	Score
Men's Singles	Gavin Van Peperzeel [1]	Blake Ellis [2]	6-2 6-4
Women's Singles	Andie Dikosavljevic [4]	Megan Smith [2]	6-4 6-3
Men's Doubles	Scott Puodziunas [1] / Calum Puttergill	Jayden Court [2] / Dane Sweeny	7-6(6) 6-3
Women's Doubles	Sara Nayar [1] / Cyan Sun	Andjela Djokovic / Lana Djokovic	6-2 6-2

2018 GRIFFITH UNIVERSITY OPEN, MT GRAVATT

	Winner	Runner-up	Score
Men's Singles	Scott Puodziunas [4]	Gavin Van Peperzeel [1]	6-4 1-1 Retired
Women's Singles	Andie Dikosavljevic [2]	Naomi Moi Mckenzie [7]	6-7(6) 6-4 6-2
Men's Doubles	Jayden Court [2] / Patrick Flynn	Brandon Daly-Walkin / Andrew Fowler	6-2 6-2
Women's Doubles	Naomi Moi Mckenzie [1] / Lara Walker	Tianyu Dong / Sophia Fry	6-3 6-3



2018 ELITE TENNIS INTERNATIONAL OPEN PRESENTED BY CALOUNDRA RSL

	Winner	Runner-up	Score
Men's Singles	Calum Puttergill [2]	Robert Stirling [8]	2-6 6-0 6-2
Women's Singles	Kaylah Mcphee [1]	Olivia Gadecki [2]	6-4 6-2
Men's Doubles	Scott Puodziunas [1] / Calum Puttergill	Benjamin Dolan / Matthew Hulme	4-6 6-4 10-4
Women's Doubles	Elodie Foster [1] / Danielle Morris	Andie Dikosavljevic / Grace Thomas	6-3 6-0

2019 BUNDABERG OPEN, BUNDABERG

	Winner	Runner-up	Score
Men's Singles	Will Maher [6]	Jordan Marshall	6-2 7-5
Women's Singles	Nakisa Djamshidi [2]	Megan Smith [1]	5-7 6-3 6-2
Men's Doubles	Jayden Court [1] / Will Maher	Louis Clark [2] / Patrick Coates-Beadman	6-3 6-2
Women's Doubles	Elodie Foster [1] / Megan Smith	Martine Carroll / Katie Creighton	6-2 6-1

2019 IPSWICH OPEN

	Winner	Runner-up	Score
Men's Singles	Taiyo Yamanaka [8]	Will Maher	6-4 6-2
Women's Singles	Sara Tomic [1]	Megan Smith [3]	6-4 6-2
Men's Doubles	Jordan Marshall / Taiyo Yamanaka	Jacob Bradshaw [8] / Haru Sonton	6-2 6-2
Women's Doubles	Olivia Gadecki [1] / Sara Tomic	Komaki Ido / Megan Smith	6-3 6-2

2019 QLD CLAYCOURT OPEN CHAMPIONSHIPS

	Winner	Runner-up	Score
Men's Singles	Adam Hecimovic [1]	Robert Stirling [3]	6-1 7-5
Women's Singles	Roopa Bains [9]	Megan Smith [4]	6-4 6-3
Men's Doubles	Jacob Bradshaw [13] / Matt Harper	Alex Aley [3] / Will Maher	7-5 6-3
Women's Doubles	Roopa Bains [3] / Lara Walker	Grace Schumacher [2] / Megan Smith	6-4 5-7 10-6



2019 HORIZON ACCOUNTING 89TH TOOWOOMBA EASTER GOLD CUP

	Winner	Runner-up	Score
Men's Singles	Calum Puttergill [4]	Dane Sweeny [3]	6-2 3-6 6-0
Women's Singles	Megan Smith [1]	Nakisa Djamshidi [3]	6-2 7-6(4)
Men's Doubles	Calum Puttergill / Dane Sweeny [1]	Thomas Fancutt / Winter Meagher [2]	6-4 6-3
Women's Doubles	Emily Burns / Nakisa Djamshidi	Cayleigh Eddy [1] / Ella Fraser	6-2 6-3

2019 SHAW PARK OPEN

	Winner	Runner-up	Score
Men's Singles	Dayne Kelly [1]	Adam M Walton [4]	7-5 6-3
Women's Singles	Abigail Tere-Apisah [1]	Alexandra Bozovic [2]	6-0 6-4
Men's Doubles	Louis Clark [5] Patrick Coates- Beadman	Harrison Brown [8] Adam M Walton	4-2 1-4 10-8
Women's Doubles	Alexandra Bozovic [3] / Renee Mcbryde	Jessica-Jade Haylo / Anja Nayar	5-3 4-0

AUSTRALIAN PRO TOUR RESULTS

2018 CAIRNS TENNIS INTERNATIONAL

	Winner	Runner-up	Score
Women's Singles	Astra SHARMA (AUS) [4]	Destanee AIAVA (AUS) [3]	0-6 7-6 (5) 6-1
Women's Doubles	Naiktha BAINS (AUS) / Shilin XU (CHN) [1]	Erin ROUTLIFFE (NZL) / Astra SHARMA (AUS) [2]	6-1 7-6 (7)
Men's Singles	Jacob GRILLS (AUS) [7]	Brydan KLEIN (GBR) (Q) [3]	6-1 6-7 (2) 7-5
Men's Doubles	Dusty BOYER (USA) / Evan HOYT (GBR)	Jacob GRILLS (AUS) / Calum PUTTERGILL (AUS)	6-2 7-5

2018 HUTCHINSON BUILDERS TOOWOOMBA INTERNATIONAL

	Winner	Runner-up	Score
Women's Singles	Zoe HIVES (AUS)	Ellen PEREZ (AUS) [5]	6-0 6-2
Women's Doubles	Freya CHRISTIE (GBR) / Erin ROUTLIFFE (NZL) [1]	Samantha HARRIS (AUS) / Astra SHARMA (AUS)	7-5 6-4
Men's Singles	Maverick BANES (AUS) [1] [Q]	Colin SINCLAIR (NMI) [8]	6-4 6-2
Men's Doubles	Blake ELLIS (AUS) / Luke SAVILLE (AUS) [2]	Brydan KLEIN (GBR) / Scott PUODZIUNAS (AUS) [1]	6-4 6-7 (2) 10-2

2018 BRISBANE QTC INTERNATIONAL, TENNYSON

	Winner	Runner-up	Score
Women's Singles	Shilin XU (CHN)	Ellen PEREZ (AUS) [8]	6-4 6-3
Women's Doubles	Maddison INGLIS (AUS) / Kaylah MCPHEE (AUS)	Rutuja BHOSALE (IND) / Shilin XU (CHN) [4]	7-5 6-4
Men's Singles	Evan HOYT (GBR)	Colin SINCLAIR (NMI) [8]	6-4 7-6 (5)
Men's Doubles	Jeremy BEALE (AUS) / Tom FANCUIT (AUS) [4]	Brydan KLEIN (GBR) / Scott PUODZIUNAS (AUS) [1]	2-6 6-4 10-6



BRISBANE INTERNATIONAL 2019




PAT RAFTER ARENA

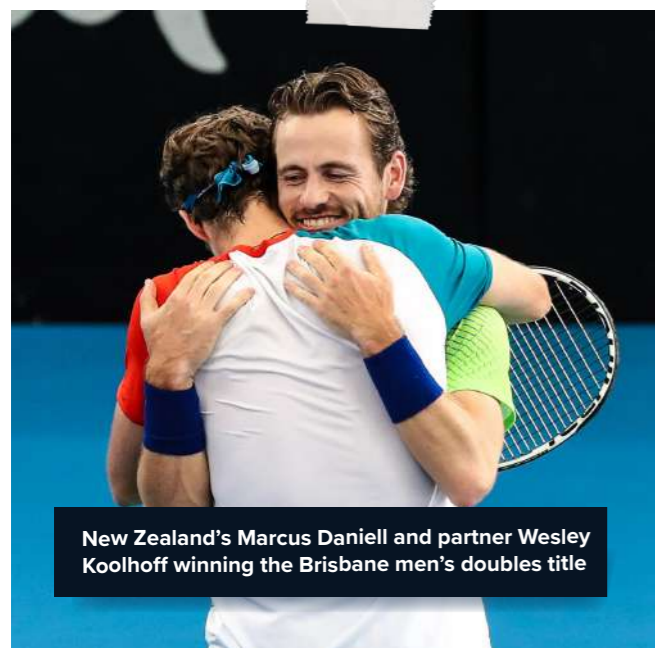


BRISBANE INTERNATIONAL IN REVIEW

The jewel in Queensland's Tennis calendar, the Brisbane International, was another unmissable event for fans in 2019. More than 85,000 people streamed through the gates at the Queensland Tennis Centre to see the world's best players launch their season in the Sunshine State.



Japan's Kei Nishikori and Karolina Pliskova were crowned the men's and women's singles champions



New Zealand's Marcus Daniell and partner Wesley Koolhoff winning the Brisbane men's doubles title



Nicole Melichar and Kveta Peschke taking out the women's final.

As always, the Brisbane International was represented by top talent the world over, with 29 nations represented. Fourteen Australians (four Queenslanders) competed in the singles main draw; eight in the men's and six in the women's.

MEN'S
Thanasi Kokkinakis
Alex Bolt
Jordan Thompson
Alexei Popyrin
Alex de Minaur
James Duckworth
Nick Kyrgios
John Millman

WOMEN'S
Ajla Tomljanovic
Daria Gavrilova
Priscilla Hon
Destanee Aiava
Sam Stosur
Kim Birrell

The fortune of Queensland players was mixed at their home event. John Millman made the second round of singles and semis of doubles with JP Smith and Ajla Tomljanovic reached the quarterfinals of the singles. Kimberly Birrell made the second round of a Premier WTA event for this first time, beating top 10 player Daria Kasatkina. Birrell continued with an incredible run of form, making the third round of the Australian Open two weeks later.



On-Court Grassroots Tennis Opportunities

Players from across the state are given the opportunity to play on the courts alongside the pros during the Brisbane International, with hundreds of junior, amateur and semi-professionals given the opportunity to compete during the week, and given exclusive access to behind-the-scenes areas and benefits.



Brisbane International Schools Challenge

The Brisbane International Schools Challenge continues to be a leading participation event for primary school aged players, with 300 students awarded the opportunity to compete at the State Final at the QTC during the Brisbane International.



The Red Ball competition featured more than 180 players from 20 schools across Queensland and the Northern Territory.

Queensland Money Race Finals

The Queensland Money Race supports semi-professional players who have achieved great results in the Queensland Australian Money Tournaments throughout the year, with the top 16 men and top 16 women were invited to play in a knock out format at the Brisbane International, with players awarded full accreditation to the event.

The Money Race Final offered \$16,000 of prize money for players. The 2019 winners were Andie Dikosavljevic and Gavin Van Peperzeel who each pocketed \$3,200 for their triumphs.



State League Final

The Queensland State League Finals tournament sees the winners of the regional marquee leagues from the Gold Coast, Sunshine Coast and Brisbane contest the title in the open and junior divisions.

The Carrara Cougars came away with the win in both junior and open divisions. The premier team overcame last year's runner-up Coolum Cobras in a tight match that came down to the final two mixed doubles to defend their title. The Brisbane Bobcats challenged both teams but had to settle with third place. In the junior competition the Carrara Cougars had a perfect tournament, beating the Brisbane Bears and Noosa Springs.



2018 Champion Of Champions

Champions from 38 Junior Tour Events were invited to attend the play-off event with the aim of celebrating the success of the players from during the year.



WTA Future Stars Development Camp

Celebrating women in tennis, fourteen of the top 10-15 year old girls from the state were selected to participate in a two day camp with National Academy Coach Emma Hayman and Lisa Ayres. During the camp, the girls took part in a variety of on and off court activities including watching Naomi Osaka's press conference, the WTA "Reach for the Stars" education program and an on court session with Sascha Bajin (Osaka's coach). They also had the opportunity to meet finalist Lesia Tsurenko. The camp is the first of its kind and aims to create an unforgettable experience while providing an insight into life on the WTA Tour.



Indigenous Activation

In partnership with the South West Indigenous Network (SWIN) and Deadly Tennis, young indigenous players visited the Brisbane International. Eight children joined Indigenous Big Serve Ambassador, Keiryn Lenoy, in a series of on court demonstrations and enjoyed watching the tennis unfold on Pat Rafter Arena.



Brisbane International Festival of Wheelchair Tennis

The Brisbane International Festival of Wheelchair Tennis, sponsored by International Day of People with a Disability (DPwD), was held over two days. Six internationally ranked players competed in a Men's Doubles tournament and took part in an exhibition on Pat Rafter Arena before the semifinal matches on January 5.

The Festival of Wheelchair Tennis also featured a 'come and try' session and exhibitions of Run and Roll plus a match between Olympic gold medallists Dylan Alcott and Heath Davidson.



Players with an Intellectual Disability

Eight players and their families were invited to attend a 'Player for a Day' experience; warming up on practice courts, hitting next to the stars of the tournament, meeting Doubles Grand Slam Champion, Robert Lindstedt and taking part in on court demonstrations.



BEST
DAY
EVER!



WORKSHOP & FORUM SERIES



INDUSTRY
FORUM



LOCAL
GOVERNMENT
FORUM



FEMALES IN
TENNIS
BREAKFAST



PRESIDENT'S
MORNING TEA



2019 Brisbane International Coaches Conference

The Brisbane International Coaches Conference has established itself over the last ten years as the leading professional development event for coaches throughout Queensland. In 2019 more than 100 coaches attended over three days at the University of Queensland – the biggest conference yet.

Fifteen international and Aussie presenters delivered over 21 hours of on and off professional development; an incredible result for our state. As part of their package, attendees were also issued three days of ground pass access to the Brisbane International, one reserved seat for the Men's and Women's quarter final session, and multiple networking opportunities with industry leaders.



Queensland Champions Presentation

A presentation to recognize the 2018 Queensland Champions was held on Pat Rafter Arena on December 31 before the evening session. It's designed to showcase the outstanding performances of Queensland junior, PWID & senior players from throughout the year who represented at a state, national, or international level.



Life Membership Presentation


Murray Whitbread and Julie Cleverly were presented life membership to TQ during the opening ceremony in respect to their contribution to the sport by TQ President, Mr Mark Bloomfield.



Rally with Rafa competition

Five lucky winners of a Courier Mail reader competition won a meet and greet with Rafael Nadal and half an hour on court with the Spanish legend before watching the night session on Pat Rafter Arena. The competition was promoted over two weeks in the Courier Mail, with a front page feature on the first day of the competition. Thousands of people applied, and for those who won, it was an experience of a lifetime.

RALLY WITH RAFA



5 & 10 Brisbane International Volunteer Service Recognition



THANK YOU!

Events like the Brisbane International would not be possible without the army of dedicated volunteers that return each year. Their support is the lifeblood of the tournament, and this year, they were surprised by a visit by world No.1 Rafael Nadal.

A total of 445 enthusiastic and committed volunteers donated their time to this year's event, with 45 recognised for 5 years of service and 29 dedicated volunteers and staff were recognised this year for an outstanding 10 years.

Ronald McDonald House Charity Ball Kids Squad

Every year, the Brisbane International is supported by many volunteers including the wonderful Ronald McDonald House Charities Ball Kids squad. Hundreds of boys and girls from around Australia trial in August and from these trials around 100 are chosen to be part of the prestigious squad.

This year the squad included kids from as far afield as Canberra and Sydney, as well as a great representation from many parts of Queensland.



A very Happy New Year

Rafael Nadal, Jo-Wilfried Tsonga, Andy Murray, Kei Nishikori and Nick Kyrgios bring in the New Year in style on the opening day of the Brisbane International 2019.



Welcome to Queensland Naomi!

Naomi Osaka meets Alinta, a 3m olive python, at Lone Pine Koala Sanctuary.



FED CUP vs. 2019

Player	Score
ANDRUSKAITIS	6 100
BLAZNIK	5 30

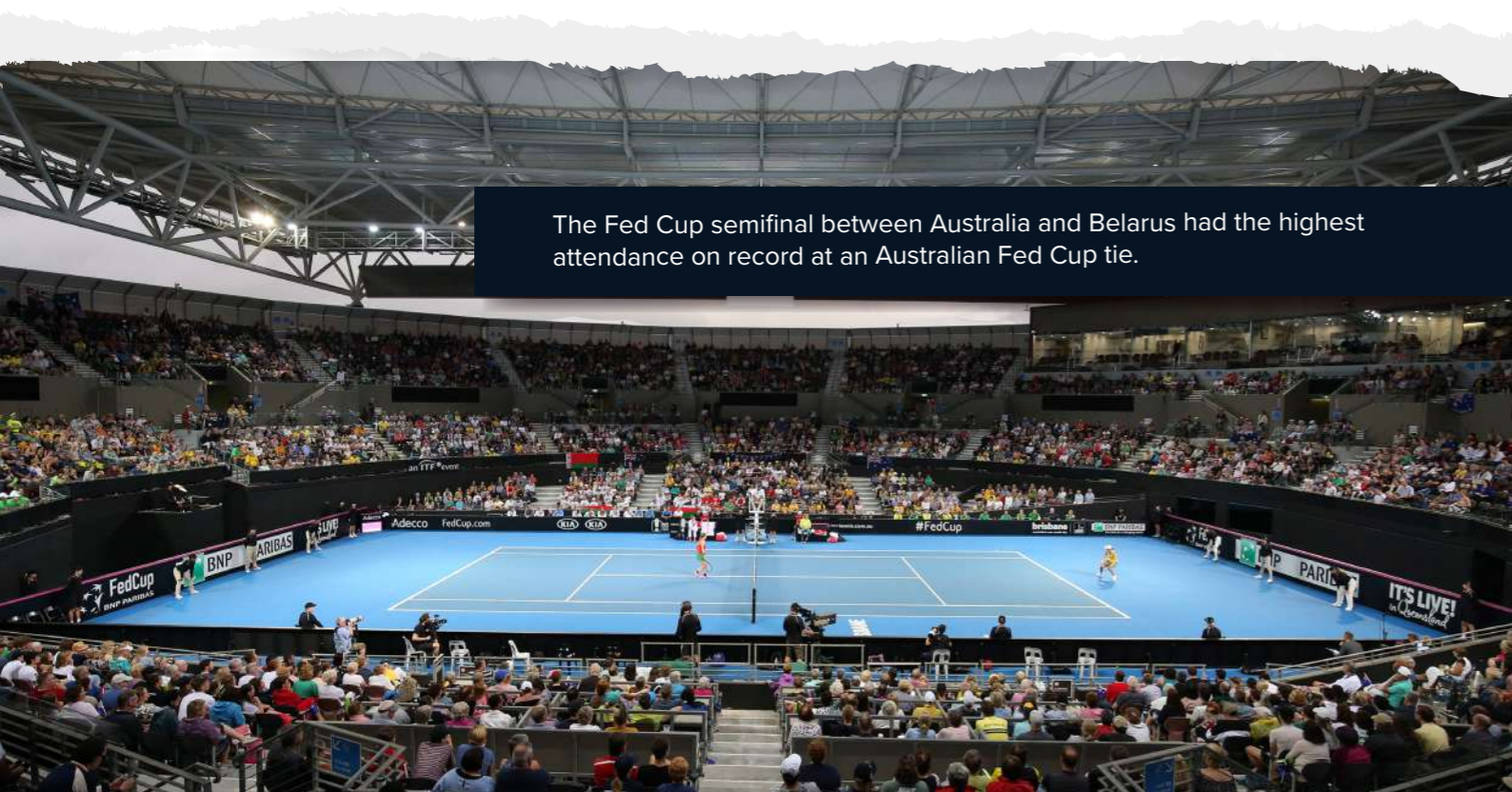
AUSTRALIA 3 vs. 0 CROATIA



GO AUSSIES!




In an electric tie held over the Easter long weekend at the QTC, Australia won through to the finals in November, spearheaded by an undefeated run by Ash Barty. The match up against Belarus came down to a live doubles rubber in front of a delighted home crowd.




The Fed Cup semifinal between Australia and Belarus had the highest attendance on record at an Australian Fed Cup tie.

The Fed Cup Semi-Final tie was a fantastic opportunity to celebrate sport across the long weekend, with kids enjoying face painting, sign writing and an Easter Egg hunt.



Free face painting for all fans during the AUS v BLR tie



DIY Bunny Ears



Easter themed hit the target!

Queensland was strongly represented in the squad, with rising stars Priscilla Hon and Kim Birrell helping promote the tie and giving back to local communities.



Priscilla Hon awards girls at the Andrew's Cup in Brisbane



Kim Birrell visits childhood school Coomera Anglican College



REWARD
& RECOGNITION

QUEENSLAND TENNIS AWARDS

The Queensland Tennis Awards were held at the Brisbane Convention and Exhibition Centre on October 27. The night throws a spotlight on the people, clubs and events that drive Tennis across Queensland. Finalists from the night are also nominated for the Newcombe Medal, Australian Tennis Awards.



CLUB OF THE YEAR

- Mooloolaba Tennis Club (winner)
- Caloundra Tennis Club
- Redcliffe Tennis Association

COACHING EXCELLENCE – TALENT DEVELOPMENT

- Jesse Catterall – Southern Cross Tennis (winner)
- Adon Kronk – KT Academy
- Wayne Fielder – Baseline Tennis

COACHING EXCELLENCE – PERFORMANCE

- Mark Draper (winner)
- Clint Fyfe
- Brett Hunter

COACHING EXCELLENCE – CLUB

- Adon Kronk – KT Academy (winner)
- Alison Scott – Thornside Community Tennis Association
- Roanne Lemmon-Warde – Brookfield Tennis Centre
- James Rapkins – Beenleigh Tennis Club
- Jesse Catterall – Southern Cross Tennis

EXCELLENCE IN OFFICIATING

- Nick Marjason (winner)
- David Lecce
- Eric Pretty

MOST OUTSTANDING AUSTRALIAN RANKING TOURNAMENT

- 2018 QLD Claycourt Open Championships (winner)
- Mooloolaba Junior Championships

GEOFFREY E GRIFFITH VOLUNTEER ACHIEVEMENT AWARD

- Allen Smythe (winner)
- Annette Herbener
- Howard Lawn
- John Dyer

MOST OUTSTANDING SCHOOL

- Sheldon College (winner)
- Brisbane Boys College
- St Joseph's Catholic Primary School Biloela
- Toowoomba Anglican College and Preparatory School

WENDY TURNBULL MEDAL – JUNIOR ATHLETE AWARD

- Chen Dong (winner)
- Olivia Gadecki (winner)

ASHLEY COOPER MEDALIST

- Ashleigh Barty (winner)
- Jason Kubler
- Samantha Stosur
- Ajla Tomljanovic
- John Millman

MOST OUTSTANDING TOURNAMENT


- Cairns Tennis Pro Tour 2017 (winner)
- 2017 Hutchinson Builders Toowoomba International
- TSA Australian Seniors Tennis Championships

MOST OUTSTANDING 35+ SENIOR

- Peter Froelich (winner)
- Benita Smith

MOST OUTSTANDING ATHLETE WITH A DISABILITY

- Archie Graham (winner)
- Mitchell James



NEWCOMBE MEDAL



QLD WINNERS

Ash Barty – Newcombe Medal

Coaching Excellence Club – Adon Kronk

Most Outstanding Athlete with a Disability – Archie Graham

Most Outstanding 35+ Tennis Senior – Peter Froelich

Excellence in Officiating – Simon Cannavan



FINANCIAL REPORT



ROYAL QUEENSLAND LAWN TENNIS ASSOCIATION LIMITED DIRECTORS' REPORT

(FOR THE YEAR ENDED 30 JUNE 2019)

The directors present their report together with the financial report of Royal Queensland Lawn Tennis Association Limited (‘the Company’) for the financial year ended 30 June 2019 and the auditor’s report thereon.

1. Directors

The directors of the Company at any time during or since the end of the financial year are:

DIRECTOR	PERIOD AS DIRECTOR
Mr M Bloomfield (President)	December 2013 to present
Mr A Harris	November 2012 to October 2018
Ms N Whitby	November 2015 to present
Mr W Nicol	November 2015 to present
Mr M James	November 2016 to present
Mr P Horn	October 2017 to present
Mr N Jensen	October 2017 to present
Ms P Robinson	November 2017 to present
Mr R Watson	November 2017 to present
Mr C Casswell	October 2018 to present

CHIEF EXECUTIVE OFFICER

Mr M Handley July 2018 to present

Mark Bloomfield

B Bus (Acctcy) CA
GAICD

- Director since December 2013 and President since March 2015
- President – Tennis Brisbane 2011-2013
- Treasurer – Tennis Brisbane from 2007 to 2010
- Member Chartered Accountants Australia & New Zealand since 1995
- Graduate Member Australian Institute of Company Directors
- Junior Development Coach (Tennis Australia) since 2000
- Director & Operator, TennisGear

Allan Harris

Elite Level, Club Development Coach
Tennis Australia Gold Level Referee

- Director from November 2012 until retired October 2018
- Regional Member since 2001
- Former Director - Alan Harris Tennis School, Mackay
- Tournament Director Junior Development Series 1999 to 2016
- Tournament Director Mid-north QLD Open 1980 to 2015
- Vice-President Magpies Rugby League Football Club 2013
- Recipient: National Recognition Award for Contribution to Sport from John Howard

Nadeena Whitby

B Arts (Communication)
Hons (Journalism Studies)

- Director since November 2015
- Director Industry Engagement, Transport for NSW
- Communication Advisory Group – Tennis Queensland 2011-2014
- Member of the Tennis Committee – Tennis Queensland since 2016
- Former Director, Infrastructure Association of Queensland and the Association for Childhood Language and related Disorders

Warwick Nicol

B Bus (Marketing)
B Arts (Sports Studies)
MAICD

- Director since November 2015
- Chair – Finance & Audit Sub Committee
- Chair – Tennis Strategy Sub Committee
- Member of Tournaments, Infrastructure and Nomination and Remuneration Sub Committees
- Tennis Australia Constitutional Review Working Group 2018.
- General Manager, Tennis Brisbane
- Chairperson – Metropolitan Regional Assembly 2009-2016
- Tennis Queensland Company Member 2010 - 2016
- Secretary of the Brisbane District Golf Association since 2009

Michael James

FAICD, FAIM, MBA, CPM, B Eng
(Mining)

- Director since November 2016 & Chair of Nom & Rem Committee
- Board Advisor – Nationwide Transport and Towing
- Board Advisor – POWE Architects
- Board Advisor – AfterDark Technologies
- Executive leadership coach & mentor
- Specialist in making businesses more business-like

Paul Horn

B Com (Mgt), CFP, GAICD

- Director since October 2017
- Far North Company Member 2015 – 2017
- Treasurer of Edge Hill Tennis Club since 1999
- Director of Fowler’s Group Pty Ltd since 2003
- Certified Financial Planner / Member of FPA since 1998

Noel Jensen

LL B (Hons) MBA
Club Professional Coach

- Director since October 2017
- Member of the Queensland Law Society since 1989
- Board Member, Legal Practitioners Admissions Board
- Honorary Treasurer of the International Tennis Club (I C) of Australia
- International member of the I C of France
- Solicitor and Principal, Jensen & Co Lawyers from 1993

Paula Robinson

B Com, Juris Doctor, MAICD

- Director since November 2017
- Admitted legal practitioner/Member Queensland Law Society since 2009
- Partner MinterEllison Lawyers since 2016
- Director Sunday Morning Enterprises Pty Ltd since 2001

Richard Watson

B Fin Admin

- Director since November 2017
- General Manager – Trade & Investment Queensland

Colin Casswell

Dip Bus

- Director since October 2018
- North Regional Delegate 2013 – 2018
- Life Member – Home Hill Tennis Association Inc.
- Director – South Burdekin Community Financial Services Limited 2005 – present (Home Hill and Ayr Community Bank branches)

2. Directors' meetings

The number of directors' meetings (including meetings of committees of directors) and number of meetings attended by each of the directors of the Company during the financial year are:

DIRECTOR	BOARD MEETINGS		FINANCE & AUDIT		RISK MANAGEMENT COMMITTEE		REMUNERATION COMMITTEE	
	A	B	A	B	A	B	A	B
Mark Bloomfield (President)	6	6	5	5			3	1
Alan Harris	2	2					3	1
Nadeena Whitby	6	5			3	2		
Warwick Nicol	6	6	5	5			3	3
Michael James	6	6					3	3
Paul Horn	6	6	5	5				
Noel Jensen	6	5	2	1	3	3		
Paula Robinson	6	5			3	3	3	2
Richard Watson	6	5	5	5				
Colin Casswell	4	4			1	1	2	2

A – Number of meetings held during the time the director held office, or was a member of the committee, during the year

B – Number of meetings attended

3. Company Particulars

The address of the Company's registered office is Level 9, 123 Albert Street, Brisbane, Queensland 4000. The principal place of business is 190 King Arthur Terrace, Tennyson, Queensland 4104.

The Company is incorporated under the Corporations Act 2001 and is a company limited by guarantee. If the

Company is wound up, the constitution states that each member is required to contribute to a maximum of \$10 each towards any outstanding obligations of the Company. At 30 June 2019, the total amount that members of the company are liable to contribute if the Company is wound up is \$150. (2018: \$150).

4. Principal activities

The principal activity of the Company during the financial year was to manage the sport of Tennis in Queensland through the core business areas of: participation, tournaments, player development, facilities development and management, marketing and public relations, finance and administration and the Queensland Tennis Centre. There were no significant changes to the principal activities of the Company during the year.

The Company's vision is for tennis to be Queensland's most engaging sport and the following strategic objectives are considered critical to achieve that vision:

- Developing programs and pathways
- Growing and supporting our delivery network
- Investment in facilities and their management

To achieve the objectives, the company has adopted the following strategies:

PRODUCTS: deliver relevant and targeted programs to attract participants; offer playing opportunities for people of all ages and abilities; utilise major events to showcase tennis.

PEOPLE: enhance the capabilities and satisfaction of the tennis industry; create safe, supportive and fun environments to learn and play; encourage diversity at all levels of the game.

PLACES: provide necessary facilities to promote and deliver tennis; embed sustainable operating models; foster strong relationships with government and industry.

The Company's objectives have been designed to complement the constitutional objects found in Clause 3.1 of the Constitution

5. Operating and financial review

The Company's net result for the year ended 30 June 2019 was a loss of \$322,989 (2018: surplus \$115,919).

6. State of affairs

The Company has complied with Australian Accounting Standards as issued by the Australian Accounting Standards Board. During the year the Directors determined that the underlying financial activities of the regional assemblies are 'controlled' by the Company pursuant to the Australian Accounting Standards and, as such their results and financial position should be incorporated into the company. There were no other significant changes in the state of affairs of the Company that occurred during the financial year under review.

7. Indemnification and Insurance of Officers

Indemnification

The Company has agreed to indemnify the directors and officers of the Company against all liabilities to another person (other than the Company or a related body corporate) that may arise from their position as directors of the company, except where the liability arises out of conduct involving a lack of good faith. The agreement stipulates that the Company will meet the full amount of any such liabilities, including costs and expenses, to the extent of the Company's net assets.

Insurance Premiums

Tennis Australia, through a national insurance scheme, provides the Company with directors' and officers' liability, legal expenses and insurance contracts, for current and former directors and officers of the Company. The continuity of insurance has been maintained during the year.

8. Auditors Independence Declaration Under Section 307C of the Corporations Act

The auditor's independence declaration is set out on page 25 and forms part of the Director's report for the financial year ended 30 June 2019.

Signed in accordance with the resolution of the Board of Directors:

M Bloomfield
President

W. Nicol
Director

Dated at Brisbane this day of 2019.

STATEMENT OF PROFIT OR LOSS AND OTHER COMPREHENSIVE INCOME

	Note	2019	2018
Revenue from ordinary activities	5	5,009,568	4,130,183
Player Development		(54,639)	(83,427)
Participation		(1,301,589)	(866,324)
Tournament Program		(493,181)	(499,004)
Places to Play		(437,253)	(374,231)
Marketing and Public Relations		(553,589)	(443,110)
Finance and Administration		(1,066,226)	(796,487)
Queensland Tennis Centre		(1,007,990)	(681,859)
Depreciation		(26,657)	(28,489)
Total expenses	6	(4,941,124)	(3,772,931)
Operating Surplus		68,444	357,252
Revenue from other activities	7	432,015	280,737
Expense from other activities	7	(655,861)	(462,737)
Rental expense for State Tennis Centre		(167,587)	(59,333)
Operating (Loss) / Surplus after other activities		(322,989)	115,919
Total comprehensive (loss) / income for the year		(322,989)	115,919

The statement of profit or loss and other comprehensive income is to be read in conjunction with the notes of the financial statements set on page 10 to 23.

STATEMENT OF FINANCIAL POSITION

	Note	2019	2018
Assets			
Cash and cash equivalents	8	1,555,262	1,329,966
Trade and other receivables	9	1,086,219	1,008,878
Financial Assets	10	3,093,536	3,025,293
Prepaid expenses	11	81,618	78,460
Inventories	12	23,344	8,979
Total current assets		5,839,979	5,451,576
Prepaid expenses	13	536,667	576,667
Property, plant and equipment	14	103,483	130,140
Total non-current assets		640,150	706,807
Total assets		6,480,129	6,158,383
Liabilities			
Trade payables and other payables	15	929,786	520,537
Provisions	16	365,395	360,821
Deferred revenue	17	658,459	632,993
Borrowings	20(c)	6,110	5,670
Total current liabilities		1,959,750	1,520,021
Provisions	18	30,788	20,521
Borrowings	20(c)	15,227	21,337
Total non-current liabilities		46,015	41,858
Total liabilities		2,005,765	1,561,879
Net assets		4,474,364	4,596,504
Members' equity			
Retained earnings		4,251,463	4,546,504
Regional Assemblies reserves	24	222,901	-
Facility development reserves		-	50,000
Total equity		4,474,364	4,596,504

The statement of financial position is to be read in conjunction with the notes to the financial statements set out on pages 10 to 23.

STATEMENT OF CHANGES IN EQUITY

	Retained earnings	Regional Assemblies reserve	Facility development reserve	Total equity
Balance at 1 July 2017	4,480,585	-	-	4,480,585
Surplus for the period	115,919	-	-	115,919
Transfer from retained earnings	(50,000)	-	50,000	-
Balance at 30 June 2018	4,546,504	-	50,000	4,596,504
Balance at 1 July 2018	4,546,504	-	50,000	4,596,504
Transfer to initial carrying amounts – Regional Assemblies	24	-	200,849	200,849
(Loss) / Surplus for the period	(345,041)	22,052	-	(322,989)
Transfer to retained earnings	50,000	-	(50,000)	-
Balance at 30 June 2019	4,251,463	222,901	-	4,474,364

The statement of changes in equity is to be read in conjunction with the notes to the financial statements set out on page 10 to 23.

STATEMENT OF CASH FLOWS

	Note	2019	2018
Cash flows from operating activities			
Cash receipts from customers		5,387,610	4,041,691
Cash paid to suppliers and employees		(5,361,552)	(4,519,912)
Regional Assemblies – net of cash acquired		200,849	-
Interest paid		(1,833)	(1,012)
Net cash from / (used in) operating activities	19a	225,074	(479,233)
Cash flows from investing activities			
Acquisition of property, plant and equipment		-	(1,900)
Interest received from term deposits		5,892	65,504
Net cash from investing activities		5,892	63,604
Cash flows from financing activities			
Repayment of borrowings		(5,670)	(14,298)
Net cash used in investing activities		(5,670)	(14,298)
Net increase/(decrease) in cash and cash equivalents		225,296	(429,927)
Cash and cash equivalents at 1 July		1,329,966	1,759,893
Cash and cash equivalents at 30 June	19b	1,555,262	1,329,966

The statement of cash flows is to be read in conjunction with the notes to the financial statements set out on pages 10 to 23.

NOTES TO THE FINANCIAL STATEMENTS

1. Reporting entity

Royal Queensland Lawn Tennis Association Ltd (the “Company”) is a company domiciled in Australia. The Company is a company limited by guarantee. The address of the Company’s registered office is:

Level 9
123 Albert Street
Brisbane, QLD 4000

The Company is a not for profit entity and the principal activities of the Company during the course of the financial year were the promotion and development of the game of tennis in Queensland.

2. Basis of preparation

(a) Statement of compliance

The financial statements are Tier 2 general purpose financial statements which have been prepared in accordance with Australian Accounting Standards – Reduced Disclosure Requirements and the Corporations Act 2001. These financial statements comply with Australian Accounting Standards – Reduced Disclosure Requirements.

This is the first set of the Company’s annual financial statements in which AASB 9 Financial Instruments has been applied. Changes to significant accounting policies are described in Note 3 (n).

The financial statements were approved by the Board of Directors on 8 October 2019.

(b) Basis of measurement

The financial report, except for the cashflow, have been prepared on an accrual basis and are based mostly on historical costs.

(c) Functional and presentation currency

The financial report is presented in Australian dollars, which is the Company’s functional currency.

(d) Use of estimates and judgements

The preparation of financial statements requires management to make judgements, estimates and assumptions that affect the application of accounting policies and the reported amounts of assets, liabilities, income and expenses. Actual results may differ from these estimates.

Estimates and underlying assumptions are reviewed on an ongoing basis. Revisions to accounting estimates are recognised in the period in which the estimate is revised and in any future periods affected.

In particular, information about significant areas of estimation, uncertainty and critical judgements in applying accounting policies that have the most significant effect on the amount recognised in the financial statements are described in the following note:

- Note 12 – property, plant and equipment (impairment assessment and determination of useful lives)
- Note 9 – provision for doubtful debts

3. Significant accounting policies

The principal accounting policies adopted in the preparation of the financial report are set out below. Other than the adoption of AASB 9, refer Note 3(n), these have been applied consistently to all periods presented in these financial statements.

(a) Financial instruments

(i) Recognition, initial measurement of derecognition

Financial assets and financial liabilities are recognised when the Company becomes a party to the contractual provisions of the financial instrument, and are measured initially at fair value adjusted by transactions costs, except for those carried at fair value through profit or loss, which are measured initially at fair value. Subsequent measurement of financial assets and financial liabilities are described below.

Financial assets are derecognised when the contractual rights to the cash flows from the financial asset expire, or when the financial asset and all substantial risks and rewards are transferred. A financial liability is derecognised when it is extinguished, discharged, cancelled or expires.

(ii) Classification and subsequent measurement of financial assets

Except for those trade receivables that do not contain a significant financing component and are measured at the transaction price, all financial assets are initially measured at fair value adjusted for transaction costs (where applicable).

For the purpose of subsequent measurement, financial assets other than those designated and effective as hedging instruments are classified into the following categories upon initial recognition:

- Amortised cost
- Fair value through profit or loss (FVPL)
- Equity instruments at fair value through other comprehensive income (FVOCI)

All income and expenses relating to financial assets that are recognised in profit or loss are presented within finance costs, finance income or other financial items, except for impairment of trade receivables which is presented within other expenses.

Classifications are determined by both:

- The Company's business model for managing the financial asset
- The contractual cash flow characteristics of the financial assets

All income and expenses relating to financial assets that are recognised in profit or loss are presented within finance costs, finance income or other financial items, except for impairment of trade receivables, which is presented within other expenses.

(iii) Subsequent measurement financial assets

Financial assets at amortised costs

Financial assets are measured at amortised cost if the assets meet the following conditions (and are not designated as FVPL):

- They are held within a business model whose objective is to hold the financial assets and collect its contractual cash flows
- The contractual terms of the financial assets give rise to cash flows that are solely payments of principal and interest on the principal amount outstanding

After initial recognition, these are measured at amortised cost using the effective interest method. Discounting is omitted where the effect of discounting is immaterial. The Company's cash and cash equivalents, trade and most other receivables fall into this category of financial instrument as well as long-term deposit that were previously classified as loans and receivables under AASB 139.

The Company do not currently hold any financial assets at FVPL or FVOCI.

(iv) Cash and cash equivalents

Cash and cash equivalents comprise cash balances and call deposits with maturities of three months or less from the acquisition date that are subject to an insignificant risk of changes in their fair value, and are used by the Company in the management of its short term commitments.

(v) Non-derivative financial liabilities

The Company has the following non-derivative financial liabilities: interest bearing liabilities, bank overdrafts and trade and other payables.

As the accounting for financial liabilities remains largely unchanged from AASB 139, the Company's financial liabilities were not impacted by the adoption of AASB 9.

Financial liabilities are initially measured at fair value, and, where applicable, adjusted for transaction costs unless the Company designated a financial liability at fair value through profit or loss.

Subsequently, financial liabilities are measured at amortised cost using the effective interest method except for derivatives and financial liabilities designated at FVPL, which are carried subsequently at fair value with gains or losses recognised in profit or loss.

All interest-related charges and, if applicable, changes in an instrument's fair value that are reported in profit or loss are included within finance costs or finance income.

(b) Plant and equipment

(i) Recognition and measurement

Items of property, plant and equipment are measured at cost or deemed cost less accumulated depreciation (see below) and accumulated impairment losses.

Cost includes expenditures that are directly attributable to the acquisition of the asset. The cost of self-constructed assets includes the cost of materials, direct labour, the initial estimate, where relevant, of the costs of dismantling and removing the items and restoring the site on which they are located, and an appropriate proportion of production overheads. Purchased software that is integral to the functionality of the related equipment is capitalised as part of that equipment.

Where parts of an item of property, plant and equipment have different useful lives, they are accounted for as separate items (major components) of property, plant and equipment.

Any gain or loss on disposal of an item of property, plant and equipment (calculated as the difference between the net proceeds from disposal and the carrying amount of the item) is recognised in profit or loss.

(ii) Subsequent costs

The cost of replacing part of an item of property, plant and equipment is recognised in the carrying amount of the item if it is probable that the future economic benefits embodied within the part will flow to the Company and its cost can be measured reliably. The costs of the day-to-day servicing of property, plant and equipment are recognised in profit or loss as incurred.

(iii) Depreciation

Depreciation is recognised in profit or loss on a straight-line basis over the estimated useful lives of each part of an item of property, plant and equipment.

The estimated useful lives in the current and comparative periods are as follows:

- Plant and equipment 3-10 years
- Motor Vehicle 3-10 years

The residual value, the useful life and the depreciation method applied to an asset are reassessed at least annually.

(c) Impairment

(i) Financial assets (including receivables)

AASB 9's impairment requirements use more forward-looking information to recognise expected credit losses - the 'expected credit losses (ECL) model'. Instruments within the scope of the new requirements include loans and other debt-type financial assets measured at amortised cost. The Company makes use of a simplified approach in accounting for trade and other receivables and records the loss allowance at the amount equal to the expected lifetime credit losses. In using this practical expedient, the Company uses its historical experience, external indicators and forward-looking information to calculate the expected credit losses using a provision matrix.

(ii) Non-financial assets

The carrying amounts of the Company's non-financial assets, other than inventories, are reviewed at each reporting date to determine whether there is any indication of impairment. If any such indication exists then the asset's recoverable amount is estimated. Any excess of the assets carrying amount over its recoverable amount is recognised in the profit or loss.

(d) Employee benefits

(i) Long-term employee benefits

The Company's net obligation in respect of long-term service benefits is the amount of future benefit that employees have earned in return for their service in the current and prior periods. The obligation is calculated using expected future increases in wage and salary rates including related on-costs and expected settlement dates, and is discounted using the rates attached to the Corporate bonds at the balance sheet date which have maturity dates approximating to the terms of the Company's obligations.

(ii) Short-term employee benefits

Short-term employee benefits are expensed as the related service is provided. A liability is recognised for the amount expected to be paid if the Company has a present legal or constructive obligation to pay this amount as a result of past service provided by the employee and the obligation can be estimated reliably.

Short-term employee benefits are benefits that are expected to be settled wholly within 12 months of the end of the annual reporting period in which the employee renders the service or which the Company has no unconditional right to defer settlement for at least 12 months of the end of the reporting period.

(iii) Termination benefits

Termination benefits are expensed at the earlier of when Company can no longer withdraw the offer of those benefits and when the Company recognises costs for a restructuring. If benefits are not expected to be settled wholly within 12 months at the end of the reporting, then they are discounted.

(e) Provisions

A provision is recognised if, as a result of a past event, the Company has a present legal or constructive obligation that can be estimated reliably, and it is probable that an outflow of economic benefits will be required to settle the obligation. Provisions are determined by discounting the expected future cash flows at a rate that reflects current market assessments of the time value of money and the risks specific to the liability.

(f) Revenue and other income

(i) Tournaments and activities, receipts, sponsorships and subsidies

This includes the following types of income:

(i) Sale of goods

Revenue from the sale of goods is measured at the fair value of the consideration received or receivable, net of returns and allowances, trade discounts and volume rebates. Revenue is recognised when the significant risks and rewards of ownership have been transferred to the buyer, recovery of the consideration is probable, the associated costs and possible return of goods can be estimated reliably, and there is no continuing management involvement with the goods.

(ii) Rendering of services

Revenue from services rendered is recognised in the profit or loss in proportion to the stage of completion of the transaction at reporting date. The stage of completion is assessed by reference to surveys of work performed.

(ii) Affiliation fees

Revenue from affiliation fees is recognised in the profit or loss in proportion to the stage of completion of the transaction at the reporting date. The stage of completion is assessed by reference to the period to which membership relates.

(iii) Grants

(i) Reciprocal grants

Grants received on the condition that specified services should be delivered or conditions fulfilled are considered reciprocal. Such grants are initially recognised as a liability and revenue recognised as services are performed or conditions fulfilled.

(ii) Non-reciprocal grants

Where a grant is received where there is no performance obligation or return obligation, revenue is recognised when the grant is probable that the economic benefits will flow to the entity & the amount can be reliably measured.

(g) Lease payments

Payments made under operating leases are recognised in profit or loss on a straight-line basis over the term of the lease. Lease incentives received are recognised as an integral part of the total lease expense, over the term of the lease.

(h) Finance income and costs

Finance income comprises interest income on funds invested. Interest income is recognised as it accrues in profit or loss, using the effective interest method.

Finance costs comprise interest expense on borrowings. All borrowing costs are recognised in profit or loss using the effective interest method.

(i) Income tax

The income of the Company is exempt from income tax under Div 50 of the Income Tax Assessment Act 1997, and accordingly, no provision has been made in the accounts for income tax payable. Withholding tax from other jurisdictions is provided when the liability is due and payable.

(j) Goods and services tax

Revenue, expenses and assets are recognised net of the amount of goods and services tax (GST), except where the amount of GST incurred is not recoverable from the taxation authority. In these circumstances, the GST is recognised as part of the cost of acquisition of the asset or as part of the expense. Receivables and payables are stated with the amount of GST included.

Cash flows are included in the statement of cash flows on a gross basis. The GST components of cash flows arising from investing and financing activities which are recoverable from, or payable to, the ATO are classified as operating cash flows.

(k) Trade and other receivables

Trade and other receivables include amounts due from member associations as well as amounts received from customers for goods sold in the ordinary course of business. All receivables are expected to be received within 12 months of the end of the financial year and as such are classified as current assets. Accounts receivable are recognised at fair value, less any provision for impairment. Refer to Note 3 (c) for further discussion on the determination of impairment losses.

(l) Trade and other payables

Trade and other payables represent the liabilities for goods and services received by the entity during the reporting period that remain unpaid at the end of the financial period. The balance is recognised as a current liability with the amounts normally paid within 30 days of recognition of the liability.

(m) New accounting standards and interpretations not yet adopted

The following accounting standards, amendments to accounting standards and interpretations have been identified as those which may impact the Company in the period of initial adoption. They were available for early adoption for the Company's annual reporting period beginning 1 July 2019, but have not been applied in preparing this financial report. The Company's assessment of the new and amended pronouncements that are relevant to the Company but applicable in future reporting periods is set out below.

AASB 15 Revenue from Contracts with Customers becomes mandatory for the Company's financial statements for the period beginning on 1 July 2019 and establishes a comprehensive framework for determining whether, how much and when revenue is recognised. The standard replaces existing revenue recognition guidance. The Company have undertaken an assessment of the impact of AASB 15 and anticipate that initial adoption of the Standard will not have a material impact on the Company's financial statements. The Company has decided not to early adopt this new standard.

AASB 16 Leases becomes mandatory for the Company's financial statements for the period beginning on 1 July 2019 and introduces a single, on-balance sheet accounting model for lessees. A lessee recognises a right-of-use asset representing its right to use the underlying asset and a lease liability representing its obligation to make lease payments. There are optional exemptions for short-term leases and leases of low value items. Lessor accounting remains similar to the current standard- i.e. lessors continue to classify leases as finance or operation expenses.

The Company has completed an initial assessment of the potential impact on its financial statements but has not yet completed its detailed assessment. The actual impact of applying AASB 16 on the financial statements in the period of initial application will depend on future economic conditions, including the assessment of Company's incremental rate, the composition of the Company's lease portfolio at that date, the Company's latest assessment of whether it will exercise any lease renewal options and the extent to which the Company chooses to use practical expedients and recognition exemptions.

The initial adoption of AASB 16 will have a material impact on the Company. The Company has decided not to early adopt this new standard. The most significant impact identified is that the Company will recognise new Right of Use (ROU) assets and lease liabilities. The estimated impact on the statement of financial position will be approximately \$650,000 to \$850,000 as at 1 July 2019.

AASB 1058 Income of Not-for-Profit Entities becomes mandatory for the Company's financial statements for the period beginning on 1 July 2019 and establishes principles for NFP entities that apply specifically to transactions where the consideration to acquire an asset is significantly less than fair value principally to enable a NFP Company to further its objectives; and to volunteer services received. The directors have undertaken an assessment of the impact of AASB 1058 and anticipate that initial adoption of the Standard will not have a material impact on the Company's financial statements. The Company has decided not to early adopt this new standard.

(n) Changes in significant accounting policies

The Company has initially applied AASB 9 from 1 July 2018. AASB 9 sets out requirements for recognising and measuring financial assets, financial liabilities and some contracts to buy or sell non-financial items. This standard replaces AASB 139 Financial Instruments: Recognition and Measurement.

(i) ECL model

This new impairment model applies to financial assets measured at amortised cost, contract assets and debt investments at fair value through other comprehensive income. For assets in the scope of the AASB 9 impairment model, impairment losses are generally expected to increase and become more volatile. The Company has determined that the application of AASB 9's impairment requirements at 1 July 2018 did not have a material impact on the Company. As such, no restatement of the prior period balances has been made.

The effect of adopting AASB 9 on the carrying amounts of financial assets at 1 January 2018 relates solely to the new impairment requirements. The below table sets out the measurement bases of the Company's financial assets under AASB 139 and AASB 9. The change in categorisation has had no effect on their carrying amounts.

	Measurement Base	
	Original AASB 139 Category	New AASB 9 Category
Assets		
Current financial assets		
Cash and cash equivalents	Amortised cost	Amortised cost
Trade and other receivables	Amortised cost	Amortised cost
Liabilities		
Current financial liabilities		
Trade and other payables	Amortised cost	Amortised cost

(ii) Regional Assemblies

The company changed how it has accounted for the Regional Assemblies during the year. For further details of this change refer to Note 24.

4. Determination of fair values

A number of the Company's accounting policies and disclosures require the determination of fair value, for both financial and non-financial assets and liabilities. Fair values have been determined for measurement and/or disclosure purposes based on the following methods.

- Level 1: quoted prices (unadjusted) in active markets for identical assets or liabilities
- Level 2: inputs other than quoted prices included within Level 1 that are observable for the asset or liability, either directly or indirectly
- Level 3: unobservable inputs for the asset or liability

Where applicable, further information about the assumptions made in determining fair values is disclosed in the notes specific to that asset or liability.

5. Revenue

	2019	2018
Operating Activities:		
Annual affiliation fees	593,387	593,120
Tournaments and activities, receipts, sponsorships, subsidies	3,899,732	2,980,531
Government grants	427,500	460,588
Interest and investment income	88,949	95,944
	5,009,568	4,130,183

6. Expenses

	2019	2018
Depreciation	26,657	28,489
Rental expenses relating to operating leases	261,176	151,765
Employee benefits	2,517,076	2,058,973
Bad and doubtful debts	415,255	1,192

7. Revenue/expenses from other activities

	2019	2018
Income		
Regional Tennis Centres	162,065	280,737
Regional Assemblies	269,950	-
	432,015	280,737
Expenses		
Regional Tennis Centres	323,193	462,737
Regional Assemblies	332,668	-
	655,861	462,737

8. Cash and cash equivalents

	2019	2018
Bank balances	1,331,261	1,324,766
Bank balances – Regional Assemblies	222,901	
Cash on hand	1,100	5,200
	1,555,262	1,329,966

9. Trade and other receivables

	2019	2018
Trade receivable	1,303,820	830,398
Less: Provision for doubtful debts	(415,255)	-
Other receivables	197,654	178,480
	1,086,219	1,008,878

10. Financial assets

	2019	2018
Term deposits	3,093,536	3,025,293
	3,093,536	3,025,293

11. Prepaid expenses – current

	2019	2018
Prepayments	41,618	38,460
Prepayments – State office lease	40,000	40,000
	81,618	78,460

12. Inventories

	2019	2018
Inventories on Hand	23,344	8,979
	23,344	8,979

13. Prepaid expenses – non current

	2019	2018
Prepayments – State office lease	536,667	576,667
	536,667	576,667

14. Property, plant and equipment

	2019	2018
Plant and equipment		
Cost	302,099	302,099
Accumulated depreciation	(265,794)	(255,500)
	36,305	46,599
Motor vehicle		
Cost	97,451	97,451
	(30,273)	(13,910)
	67,178	83,541
	103,483	130,140

Reconciliations of the carrying amounts of each class of property, plant and equipment at the beginning and end of the current financial period are set out below:

	Plant and equipment	Motor vehicle	Total
Carrying amounts			
Opening carrying amount at 1 July 2017	58,984	81,361	140,345
Additions	-	30,260	30,260
Disposals	-	(11,976)	(11,976)
Depreciation charged for the year	(12,385)	(16,104)	(28,489)
Closing carrying amount at 30 June 2018	46,599	83,541	130,140
Opening carrying amount at 1 July 2018	46,599	83,541	130,140
Additions	-	-	-
Disposals	-	-	-
Depreciation charged for the year			

15. Trade and other payables

	2019	2018
Trade payables	559,067	188,608
Other payables and accrued expenses	370,719	331,929
	929,786	520,537

16. Provisions - current

	2019	2018
Provision for annual leave	246,840	189,491
Provision for long-service leave	107,325	87,850
Other provisions	11,230	83,480
	365,395	360,821
Analysis of provisions		
Employee entitlements		
	2019	2019
Opening balance	297,862	338,600
Additional provision raised	218,546	109,727
Amounts used	(131,455)	(150,465)
Closing balance	384,953	297,862
Other provisions		
Opening balance	83,480	62,610
Additional provision raised	11,230	20,870
Amounts used	(83,480)	-
Closing balance	11,230	83,480

17. Deferred revenue

	2019	2018
Income received in advance	421,814	400,051
Deferred foundation funds	191,276	187,739
Deferred RTFP funds	45,369	45,203
	658,459	632,993

18. Provisions – non current

	2019	2018
Provision for long-service leave	30,788	20,521
	30,788	20,521

19. Reconciliation of cash flows from operating activities and Cash and cash equivalents

	2019	2018
(a) Cash flows from operating activities		
(Loss) / Surplus for the period	(322,989)	115,919
Adjusted for:		
Depreciation	26,657	28,489
Net income on investments (re-invested)	(88,949)	(95,944)
Regional Assemblies – initial carrying amounts	200,849	-
Loss on disposal of assets	-	11,976
Operating (loss) / surplus changes in working capital and provisions	(184,432)	60,440
Change in inventories	(14,365)	(8,980)
Change in trade and other receivables	(62,527)	(320,665)
Change in prepayments	36,842	81,202
Change in trade and other payables	336,999	(209,702)
Change in provisions and employee benefits	87,091	(40,738)
Change in deferred income	25,466	(40,791)
Net cash from / (used in) operating activities	225,074	(479,233)
(b) Cash and cash equivalents		
Bank balances	1,110,712	1,108,082
Bank balances – Regional Assemblies	222,901	-
Cash on hand	1,100	5,200
Call deposits	220,549	216,684
Cash and cash equivalents in the Statement of cash flows	1,555,262	1,329,966

20. Capital and leasing commitments

(a) Operating lease commitments (Premises)

The Company is currently under a 25-year lease agreement in relation to the office premises at the Queensland Tennis Centre, with no further rent payable over the period of the lease. The total rent of \$1,000,000 for the period of the lease was prepaid in 2009 and is being expensed over the period of the lease on a straight line basis (Refer to notes 11 and 13).

(b) Operating lease commitments (Other)

Non-cancellable operating lease rentals are payable as follows:

Less than one year	3,473	5,788
Between one and five years	2,315	5,788
More than five years	-	-
	5,788	9,261

(c) Finance lease commitments

Less than one year	6,110	5,670
Between one and five years	15,227	21,337
More than five years	-	-
	21,337	27,007

21. Members' Guarantee

The company is a company limited by guarantee. There is no authorised or issued share capital. If the company is wound up, the liability of the members is limited to \$10 each (2018: \$10). As at 30 June 2019 the company had 15 members (2018:15).

22. Related party transactions

The Company, being an Associate member of Tennis Australia (TA), receives shared services benefits from TA.

These benefits include accounting, human resources, legal and information technology resources. These services were provided for \$ NIL consideration.

The Directors of the Company act on an honorary basis.

The key management personnel for Tennis Queensland includes the CEO and Senior Management. The compensation paid, payable or provided in short term retirement and other long terms benefits to the key management personnel is \$601,002 (2018: \$841,978).

Mark Bloomfield is the owner of Tennis Gear Management Pty Ltd. The following transactions between the Company and Tennis Gear occurred during the financial year:

	2019	2018
Sales and purchases of goods and services	\$	\$
Purchase of goods or services from entity controlled by related party	27,677	17,980
Sale of goods or services to entity controlled by related party	15,156	37,866

Services purchased from the entity controlled by the related party included prizemoney, entry fees and court hire for tournaments.

Services sold to the entity controlled by the related party included sponsorship, sanction fees and affiliation fees.

Paul Horn serves as a Director of Fowler's Group Pty Ltd. The following transactions between the Company and Fowlers Group occurred during the financial year:

	2019	2018
Sales and purchases of goods and services	\$	\$
Purchase of goods or services from entity controlled by related party	Nil	Nil
Sale of goods or services to entity controlled by related party	3,000	3,300

Services sold to the entity controlled by the related party was sponsorship.

Outstanding balances arising from sales/purchases of goods and services

The following balances are outstanding at the end of the reporting period in relation to transactions with Tennis Gear Management Pty Ltd:

Receivables from entity controlled by related party	2,169	Nil
---	-------	-----

23. Reserves

(a) Regional Assemblies Reserves

The funds held in relation to the regional assemblies can be used at the discretion of the regional assemblies, and have been provided for as a reserve from the financial year ended 30 June 2019. Refer to Note 24 for further clarification on Regional Assemblies.

(b) Facility Development Reserves

The Company recognised a Facility Development Reserve as at 30 June 2018, for a contribution for the construction of the North Tennis Centre. This reserve was fully utilised during the year ended 30 June 2019.

24. Regional Assemblies

The Company oversees, and provides minor funding for, the operations of 8 regional assemblies within Queensland. The role of the assemblies is to provide primarily for the promotion of the sport in regional areas as set out in the Company Constitution.

During the period the Directors determined that the underlying financial activities of the regional assemblies are 'controlled' by the Company pursuant to Australian Accounting Standards.

This change in accounting treatment resulted in an initial amount of \$200,849 allocated to retained earnings to reflect the establishment of the net assets of the Regional Assemblies from 1 July 2018.

The funds held in relation to the regional assemblies can be used at the discretion of the regional assemblies, and have been provided for as a reserve from the financial year ended 30 June 2019. It was determined that restatement of the prior periods was impracticable as oversight of the Regional Assemblies financial information commenced predominately in the current financial year.

25. Subsequent Events

In the interval between the end of financial year and the date of this report there have been no matters or circumstances arise which significantly affected or may significantly affect the operations of the company, the results of those operations, or the state of affairs of the company in future financial years.

NOTES TO THE FINANCIAL STATEMENTS

In the opinion of the directors of Royal Queensland Lawn Tennis Association Limited ('the Company'):

(a) the financial statements and notes set out on pages 6 to 23, are in accordance with the Corporations Act 2001, including:

(i) giving a true and fair view of the Company's financial position as at 30 June 2019 and its performance for the financial year ended on that date; and

(ii) complying with Australian Accounting Standards – Reduced Disclosure Requirements and the Corporations Regulations 2001.

(b) there are reasonable grounds to believe that the Company will be able to pay its debts as and when they become due and payable.

Signed in accordance with a resolution of the Board of Directors.

M Bloomfield
President

W. Nicol
Director

Dated at Brisbane this day of 2019.

AFFILIATED CLUBS, CENTRES & ASSOCIATIONS

FAR NORTH REGION

Atherton Tennis Club Inc
 Cairns International Tennis Centre
 Cairns Tennis Club Inc.
 Clifton Beach Tennis Club Inc
 Cooktown Tennis Club Inc
 Earlville Tennis Club Inc
 Edge Hill Tennis Club Inc.
 Edmonton Tennis Club Inc.
 Freshwater Tennis Club Inc
 Gordonvale and District Tennis Assoc Inc
 Innisfail District Tennis Association Inc
 Malanda Tennis Club Inc.
 Mareeba Tennis Club Inc
 Mission Beach Tennis Club Inc
 Mossman Squash and Tennis Club
 Port Douglas Tennis Club Inc
 Ravenshoe Tennis Club Inc
 Redlynch Valley Tennis Club Inc
 Trinity Beach Tennis Club Inc
 Tully Tennis and Social Club Inc
 Woree Tennis Club Inc
 Yungaburra Tennis Club Inc

NORTH REGION

Ayr Tennis Association Inc
 Bowen Tennis Association Inc
 Calen Tennis Association Inc
 Charters Towers Tennis Club Inc
 Cleveland Tennis Club Inc
 Gloucester Sports & Recreation Association Inc
 Home Hill Tennis Association Inc
 Ingham Tennis Association Inc
 Kalynda Chase Tennis Centre
 Mackay Tennis Association Inc
 Moranbah Tennis Association Inc
 Pioneer Tennis Inc
 Proserpine District Lawn Tennis Assoc Inc
 Sarina & District Tennis Association Inc
 Tennis Townsville Inc
 Tennis Whitsunday
 Western Suburbs Tennis Club Inc

CENTRAL

Athelstane Tennis Club
 Baralaba Tennis Club Inc
 Blackwater Tennis Association Inc
 Bundaberg & District Junior Tennis Association Inc
 Bundaberg & District Tennis Association Inc
 Bundaberg Seniors Tennis Club Inc
 Callide Valley Tennis Association Inc
 Capella Tennis Club Inc
 Clermont & District Tennis Association Inc
 Dawson Callide Valleys Seniors Tennis Association
 Dingo Tennis Club Inc
 Emerald and District Lawn Tennis Association Inc
 Fraser Coast Tennis Association Inc.
 Gayndah & District Tennis Assoc Inc
 Gladstone Tennis & Squash Association Inc
 Hervey Bay & District Tennis Association Inc
 Isis Tennis Club
 Maryborough & District Junior Tennis Association Inc
 Middlemount Community Sports Association Inc.
 Monto & District Tennis Association Inc
 Moura Tennis Club Inc
 Mundubbera Tennis Association Inc
 Rockhampton Junior Tennis Association Inc
 Rockhampton Tennis Association Inc
 Rolleston Tennis Club
 Rossendale Tennis Club Inc
 Springsure Tennis Club Inc
 SunCity Sports Club Inc
 Tannum Sands Tennis Association Inc
 Tennis Rockhampton Ltd
 Theodore Tennis Association Inc.
 Yeppoon Tennis Club Inc.

SUNSHINE COAST

Andrew Kratzman Tennis Academy
 Ballinger Park Tennis Club
 Blackbutt Tennis Club Inc
 Bli Bli Tennis Club Inc
 Bribie Island Tennis Club Inc

Caboolture & District Lawn Tennis Association Inc
 Caloundra Tennis Association Inc
 Coolum Tennis Club Inc
 Cooroy Tennis Club Inc
 Eudlo & District Tennis Association Inc
 Eumundi Tennis Club Inc
 Gheerulla Tennis Club
 Glenview Mooloolah Tennis Club Inc
 Gympie & District Tennis Association
 Gympie Queens Park Tennis Club Inc
 Kandanga Tennis Club Incorporated
 Kawana Tennis Club Inc
 Kilcoy District Tennis Association
 Kin Kin Tennis Club Inc
 Kingaroy & District Tennis Association Inc
 Kronk Tennis
 Landsborough Tennis Club Inc
 Maleny Tennis Club
 Mapleton Tennis Club Inc.
 Maroochydore Tennis Club Inc
 Montville Tennis Club Inc.
 Mooloolaba Tennis Club Inc.
 Murgon & District Tennis Association Inc
 Nambas Tennis Club Inc
 Nambour & District Tennis Association Inc
 Noosa Tennis Club Inc
 Noosaville Tennis Club
 Palmwoods Tennis Club Inc
 Peregian Tennis Club Inc
 Pomona Tennis Club
 St Andrew's Anglican College (Peregian Springs)
 Suncoast Christian College
 Sunshine Coast Grammar School
 Sunshine Coast Ladies Midweek Tennis Association
 Sunshine Coast Tennis League
 Tansey Tennis Club
 Tewartin Tennis Club Inc
 Tin Can Bay Tennis Club Inc
 Witta Tennis Club Inc
 Woombye Tennis Club Inc
 Yandina Tennis Club

METROPOLITAN REGION

Ace Tennis Australia Pty Ltd
 Baseline Tennis Coaching
 Brisbane Boys College
 Brisbane Ladies Tennis Association Inc
 Brisbane Night Tennis Association Inc
 Brisbane Seniors Tennis Club
 Brookfield Tennis Centre
 Cambridge Tennis
 Chandler Tennis Centre
 Dayboro Tennis Club Inc
 Dynamic Tennis
 Ferny Hills Tennis Centre
 Fred Daniel Tennis
 Graceville State School
 Greater Brisbane Junior Tennis Association Inc
 Griffith University Tennis Centre
 Guse's Tennis Centre (Metro Region)
 Ipswich District Junior Tennis Association Inc
 Ipswich Tennis Centre
 Ipswich Tennis League
 Kangaroo Point Sports and Tennis Club
 Kelvin Grove State College
 LifeTime International Pty Ltd
 Lifetime Tennis Brisbane West Pty Ltd
 Malpass Tennis
 Matchpoint Tennis
 Moggill District Sports Park
 Northshore Tennis Park
 Northside Ladies Tennis Club
 Park Ridge Tennis Centre
 Paul Hanley Tennis
 Pine Country Tennis Centre
 Queensland School Sport
 Queensland Tennis Centre
 Redcliffe Tennis Association Inc
 Redland Bay Tennis Club Inc
 Redlands Lawn Tennis Association Inc
 Remar Tennis Academy
 Roy Emerson Tennis Centre
 Samford Tennis Club
 Sandgate and District Youth Tennis Association
 Shaw Park Tennis Centre
 Sheldon Academy of Sport Tennis
 Sheldon Tennis Centre
 Sherwood State School

Slice Tennis
 Southern Cross Tennis
 St. Joseph's Nudgee College
 Steve & Trish Griffin
 Sunshine Tennis
 Tall Gums Sports Centre
 Team Brisbane Tennis Inc.
 Tennis Brisbane
 Tennis for Kids Pty Ltd
 Tennis Logan City
 Tennis Seniors Queensland Association Inc
 The Gap Health & Racquet Club
 The QLD Community Lawn Tennis Assoc (QCLTA)
 The University of Queensland Tennis Club Inc
 Thorneside Community Tennis Association Inc
 Top Tennis Academy
 University of Queensland Tennis Centre
 West Brisbane Tennis Centre
 Woods Tennis
 Wynnum Tennis Association Inc

GOLD COAST REGION

Beaudesert & District Tennis Association Inc
 Beenleigh Tennis Centre
 Beenleigh Tennis Inc
 Burleigh Heads Tennis Club Inc
 Currumbin Tennis Club Inc.
 Discovery Park Tennis Club Inc
 Fassifern Tennis Association Inc
 Gold Coast Albert Junior Tennis Club Inc
 Gold Coast Mid-Week Ladies Tennis Association Inc
 Gold Coast Regional Tennis Club Inc.
 Gold Coast Seniors Tennis Club Inc
 Hinterland Tennis Club Inc
 Hope Island Tennis Club Inc
 Jimboomba Tennis Club Inc
 KDV Sport Pty Ltd
 Labrador Tennis Club Inc
 Miami Tennis Club Inc
 Mudgeeraba Tennis Club
 Pimpama Island Sports Association Inc.
 Somerset College Tennis Centre
 Surfers Paradise Tennis and Fitness
 Tallara Tennis Club Inc
 Tamborine Mountain Tennis Club Inc
 Tennis Gold Coast Inc.

Tennis on 11th Inc

SOUTH REGION

Allora Tennis Club
 Bollon Tennis Club Inc.
 Cecil Plains Tennis Club Inc
 Chinchilla Tennis Association Inc
 Clifton & District Tennis Association Inc
 Dalby & District Tennis Association Inc
 Esk Tennis Club Inc.
 Gatton Tennis Association Inc
 Goondiwindi & District Tennis Association Inc
 Highfields Tennis Club
 Injune Tennis Club Inc
 Lockyer Tennis Association Inc
 Pittsworth Tennis Club Inc
 Range Tennis Club Inc
 Ravensbourne Sporting Association Inc
 Roma & District Tennis Club Inc
 St George Tennis Club Inc
 Stanthorpe & District Tennis Association Inc
 Tara Tennis Club Inc
 Taroom Tennis Club Inc
 Texas Tennis Club
 Toowoomba Regional Tennis Centre
 Toowoomba Tennis Association Inc
 Wandoan Tennis Club Inc
 Warwick & District Tennis Association Inc

WEST REGION

Barcaldine Lawn Tennis Club Inc
 Copper City Tennis Club Inc
 Corfield Sports Club Inc
 Flinders Tennis Club Inc
 Longreach Tennis Club Inc
 Morven & District Tennis Club
 Richmond Tennis Club
 Winton Tennis Club

DIRECTORS, MEMBERS & OFFICE BEARERS

BOARD OF DIRECTORS

Mark Bloomfield (President)
Nadeena Whitby
Colin Casswell
Michael James
Noel Jensen
Paul Horn
Paula Robinson
Richard Watson
Warwick Nicol

REGIONAL MEMBERS

Jason Christopher
Graham Wicks
Alan Harris/ Colin Casswell
Graham Hick
Glenn Vickery
Theresa Braithwaite
Adon Kronk
Rob Schmitt/ Matt Deverson
Steve Miller
Gareth Keating
David Herbener
John Lemmon-Warde
Shane Tabb
James Rapkins/ Luke Spanner
Ross Smythe

LIFE MEMBERS

Mal Anderson
Vic Bayer
Ashley Cooper
Roy Emerson
Daphne Fancutt
Trevor Fancutt
Chris Freeman
Frank Hennessy
Rod Laver
Maurice Philp
Ross Rolfe
Vanette Tobin
Milton Rothman
Ken Laffey
Barbara Laffey
Murray Whitbread
Julie Cleverly

Charles Edwards (Dec)

E A Crowther (Dec)

Frank Land (Dec)

Geoff Griffith (Dec)

W Power (Dec)

Ivy Ham (Dec)

Keith Waugh (Dec)

Lester Hancock (Dec)

Noel Kratzman (Dec)

Ron Leahy (Dec)

Vince Gair (Dec)

REGIONAL ASSEMBLIES

Central

Chairperson	Graham Hick
Vice Chairperson	Pat Peach
Secretary	Glenn Vickery
Treasurer	Glenn Vickery

Far North

Chairperson	Jason Christopher
Treasurer	John Collings
Secretary	Leon Awee

Gold Coast

Chairperson	Leanne Evans
Secretary	Shayne Tabb
Treasurer	Stephen Kua

Metro

Chairperson	Steve Miller
Vice Chairperson	Gareth Keating
Treasurer	David Herbener
Secretary	John Lemmon-Warde

North

Chairperson	Graham Wicks
Secretary	Colin Caswell
Treasurer	Vic Bayer

South

Chairperson	Steven Forbes
Vice Chairperson	Nathan Costello
Secretary	Sherrill Stivano
Treasurer	Ross Smythe

Sunshine Coast

Chairperson	Adon Kronk
Vice Chairperson	Matt Deverson
Secretary	Vacant
Treasurer	Rob Schmitt

West

Chairperson Theresa Braithwaite

Vice Chairman Gavin Douglas

Secretary Tony Walsh

COMMITTEES

Finance & Audit Committee

Mark Bloomfield

Warwick Nicol (Chair)

Richard Watson

Paul Horn

Noel Jensen

Paul Horn

Risk Management Committee

Colin Casswell

Mark Bloomfield

Matt Richards

Paula Robinson (Chair)

Nomination & Remuneration Committee

Michael James (Chair)

Paula Robinson

Colin Casswell

Warwick Nicol

Tournaments Committee

Paul Horn

Colin Casswell

Warwick Nicol (Chair)

Disciplinary Tribunal

Michael Rackemann (Chair)

Fred Albeitz

Peter Richards

Chris Wlodarczyk

Bronwyn Draper

Don Fraser

Appeals Committee

Robert O'Regan

Mike Lyons

Don Muller

Dennis Draper

TENNIS QUEENSLAND TEAM

EXECUTIVE

Chief Executive Officer Mark Handley*

ADMINISTRATION

Business Services Coordinator Shari Maxwell*

Administration Coordinator Naomi Milham

PLACES TO PLAY

Facilities Development Manager Michael Blomer*

Tennis Projects Manager Ken Hick

Club Development Coordinator Alexa Lloyd

Book-a-Court Coordinator Laura David

GOVERNMENT RELATIONS

Government Relations Manager Elia Hill*

Local Government & Planning Coordinator Kate Johnson

MARKETING & COMMUNICATIONS

Marketing & Media Manager Carly Rossi*

Marketing & Media Coordinator Camilla Campbell

Marketing & Media Coordinator Kristen Lonsdale

Marketing & Design Coordinator Rohan Wade

Marketing & Design Coordinator Joelle Torincki

PARTICIPATION

Head of Participation Adam Cheyne

Far North Participation Leader Jen Rees

Gold Coast Participation Leader Annabelle Watts

Metro Participation Leader Reece Wilson

North Participation Leader Nick Hunter

South/West Participation Leader Sunaina Jaswal

Sunshine Coast Participation Leader Nick Todorov

PARTICIPATION

Community Engagement Coordinator Caitlin Lyons

SCHOOLS DEVELOPMENT

Schools Development Coordinator Jennifer Haki

Schools Development Coordinator Leanne Mascall

School Development Coordinator Lauren McQueen

Schools Development Coordinator Hannah Caswell

TOURNAMENTS & COMPETITIONS

Match Play Development Manager Marc Wittman

Match Play Development Coordinator Emma Creighton

Match Play Development Coordinator Adam Spence

Match Play Development Coordinator Jennifer Johnson

Officiating Development Coordinator Cheryl Jenkins

QUEENSLAND TENNIS CENTRE

Venue Manager Jon Bonner

Grounds and Facilities Coordinator Judd Percy

Grounds and Facilities Officer Scott Curtis

Coach Development

Coach Development Manager Scott Rawlins

Coach Development Coordinator Brett Lenard

Coach Development Coordinator Jay Deacon

Coach Development Administrator Courtney Haynes

BRISBANE INTERNATIONAL

Commercial Manager Matt Roberts

Partnerships Executive Aaron Player

Manager Operations Beth Jones*

Assistant Operations Manager Alex Tucker

Event Operations Zoe Beath

Corporate Sales Manager Michael Murphy

Ticketing Coordinator Sharyn Ritchie

NATIONAL ACADEMY

National Academy Manager Chris Mahony*

Physiotherapist Adam Schuhmacher

Physical Performance Manager Mark Taylor

Physical Performance Coach Matt Hayes

Physical Performance Coach Daniel Johnson

Tennis Performance Coach - Mens Mark Draper

Tennis Performance Coach - Womens Adam Carey

Tennis Performance Coach Pro - Mens Wayne Arthurs

Tennis Performance Coach Pro - Womens Brett Hunter

Talent Development Manager Anthony Richardson

Talent Development Coach Gavin Van Peperzeel

Talent Development Coach Emma Hayman

Performance Analyst Georgina Vernon

*Tennis Queensland Senior Leadership



Royal Queensland Lawn Tennis Association
trading as TENNIS QUEENSLAND
190 King Arthur Terrace
Tennyson, QLD 4105

+61 7 3120 7900



tennisqueenslandinfo@tennis.com.au



tennis.com.au/qld



/tennisqueensland



@tennisqld

