


CONTENTS

Queensland Tennis By the Numbers	4
President's Report	6
CEO's Report	7
The Tennis Family	8
Tennis Queensland Strategic Plan	12
Engagement	14
Places to Play	20
Participation	24
Performance	30
Player Rankings	30
Tournament Results	36
Brisbane International	42
Directors' Report	44
Auditor's Independence Declaration	46
Declaration by Directors	47
Independent Audit Report	48
Financial Statements	50
Sponsors	64






16,029
21,432

Tennis Queensland Registered Players
(31 December 2012)

Tennis Queensland Registered Players
(30 June 2013)

341,460

Web users visited Tennis
Queensland's websites



88,135

Spectators attended the
Brisbane International 2013

6 Million



Calories burnt by 12,000
adults through Cardio Tennis
workouts (approx.)

15,503

Children experienced
MLC Tennis Hot Shots



4,897

Players registered to play
in tennis competitions

1,285

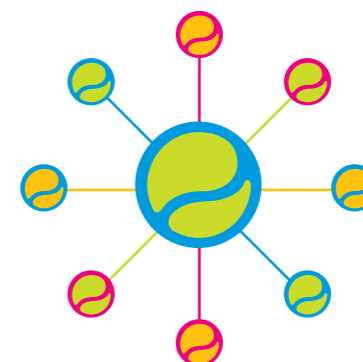


Followers connected to
tennis via social media




597

Tennis Australia qualified
coaches delivered tennis



239

Clubs/centres/
associations affiliated
with Tennis Queensland
Affiliates (Dec 2012)



207

Activations were held to promote the sport




201

Sanctioned tournaments were
offered for aspiring athletes



92

Schools joined the National
Schools Partnership Program



35

New tennis
courts built



18

Queensland athletes received
scholarships to develop their game



**TOP
500**

9

Players ranked inside the
Top 500 of the ATP/WTA
rankings

PRESIDENT'S REPORT

On behalf of the board of directors of Tennis Queensland, it gives me great pleasure in presenting the President's report for the 2012-13 year. It has been another great year for Queenslanders who love our game and the sport as a whole.

As required by the Tennis Queensland constitution, the Board met and discharged its governance obligations throughout the reporting period, and did so with the utmost professionalism and diligence. I thank my board, which consists of Ms Leonie Taylor (Treasurer), Mr Murray Whitbread, Mr Doug Kingston, Mr Ross Rolfe, Mr Peter Robertson and Mr Alan Harris; for their commitment to Queensland tennis – and like so many in tennis club administration, they work in an entirely voluntary capacity.

As in previous years, Queenslanders have benefitted from a strong and healthy relationship with Tennis Australia, the Queensland Government and the tireless work of all stakeholders of our sport. I'd like to make special mention of Tennis Australia President Mr Steve Healy, Vice President Mr Chris Freeman and Director Mr Ashley Cooper for their efforts at the highest levels of our sport. I would also like to acknowledge outgoing CEO Mr Steve Wood for supporting Tennis Queensland over the past eight years and wish him the best of luck in the future. I look forward to working with Mr Craig Tiley as the incoming CEO as he looks to make tennis Australia's favourite.

A special thanks goes to Mr John Mullins, Managing Partner – Mullins Lawyers for his unwavering patience, dedication and commitment to aiding the development of our sport and ensuring our company features best practice and transparency at all levels.

In spite of some significant challenges related to the Regional Tennis Centre program, the company achieved a very pleasing surplus financial result. One thing that is becoming apparent is the need for affiliates and tennis clubs to plan for re-investment in their facilities. Our sports sustainability must be supported by affiliate sinking funds to help raise the standard of tennis facilities and keep tennis as a top choice leisure activity. This has also been proven to be important as we continue to build our relationships with local councils. The Tennis Queensland Facilities Department will continue to provide service in this area and advise affiliates on the best course of action.

I am extremely proud of the Tennis Queensland affiliates who have shown their clear support of the new affiliation model. With an additional 23 affiliates in this past year it is apparent the new model is on track to better serve the sport. There will be ongoing challenges requiring more discussion and problem solving, but without a doubt the new model has been well received. We look forward to continue to receive your feedback on all tennis initiatives throughout the year as your voice is so important to the continued development of tennis.

While volunteerism remains a concern in sport across the board, we remain dedicated to unwinding this trend by providing as much face to face contact with affiliates and support via information and technology as possible. The heritage that our sport has, and will continue to provide will be driven by these unpaid, passionate champions.

This past year featured some positive steps in the area of player development with a number of Queensland players maturing and developing under the guidance of the National Academy – Brisbane team. I wish all players and the coaches the best of luck for the coming 12 months as they look to build on their successes of this past year. A true success in Queensland is the drive and commitment of the local coaches and operators. These are the coaches who, day in and day out, introduce our game to children for the first time, create competitive spirit and harness life skills using our sport. Tennis would be a drop in the ocean without the work of these men and women. Instead it is a driving wave of fun, health and excitement for tennis watchers, players and administrators.

An often forgotten group of people who also give their time to our sport are those on committees and reference groups. To the Tennis Queensland committees – Finance & Audit, Risk Management, Constitutional Reform and Tournaments committee – I thank you for your steadfast efforts to evolve our sport. To all the Regional Assembly delegates and all club committees, thank you for attending late night and weekend meetings, giving your skills to tennis and growing the sport at a local level.

The Brisbane International tournament continued on the successes from previous years, under the guise of our CEO, Cameron Pearson. This was clearly noted in Andy Murray's decision to return and defend his title as well as eight of the top 10 women players choosing to start their year at the Brisbane tournament. I'd like to thank the Brisbane International team on their professionalism, tenacity and drive to continually improve the event for the players, spectators, Queensland and our sport.

Finally, I'd like to acknowledge the efforts of the Tennis Queensland staff. Cameron continues to lead the team through these exciting but challenging times. He has grown the team and the staff to be a group of people who give their all, listen to feedback and help find solutions. They do this to create that first tennis rally for children, the first competitive set for our youth and to harness a feeling of tennis success for people of all ages.

As President, I am always open to myself and the board are always open to feedback, particularly in light of our need to make the sport a part of life for every Queenslanders. It is part of our mandate to listen, act and improve as many things as we can.



Ken Laffey
President

CEO'S REPORT

As we reflect back on another year, I am delighted to provide this report to the Queensland tennis community in what was a sometimes challenging year.

As a collective team we are focused on servicing our member affiliates as well as growing the game, and 2012/13 is a year in which we have made substantial gains in both. To further engage and connect with customers and gain deeper insights into our relationship with our affiliates the second annual affiliate survey was conducted in November 2012. It was rewarding to hear how affiliates appreciate our work and also rate our customer service highly. It was also very useful to hear feedback on important issues for clubs, what affiliates plan to invest in and which benefits are truly valued.

After extensive consultation with and feedback from key stakeholders, in September 2012 at a Special General meeting, the new Affiliation reform model resolution was unanimously passed. Since that time, much of our focus has been managing affiliates through the reform model - which takes down barriers (such as the player registration fee) and gives flexibility to affiliates with how to attract and retain people playing tennis. To this end, it is pleasing to see not only growth in player registrations (up from 16,029 to over 28,000), but also growth in new previously unaffiliated clubs and associations. This is a wonderful start to this important change for our sport, but we must continue to provide more reasons for people to visit their local club and play to continue this growth.

Financially, Tennis Queensland reported an operating surplus of \$294k however after the commitment to Stadiums Queensland with respect to the Queensland Tennis Centre (\$51k) and write off of debt connected to the Regional Tennis Centres (\$182k), the overall consolidated surplus was reduced to \$63k. This is up 23% from \$51k the previous year. In a year that wasn't without its challenges, to present a positive financial result and a report that details many exceptional achievements across Queensland is extremely satisfying.

Quality participation programs are key to the growth of tennis throughout Queensland, and we are fortunate to have MLC Tennis Hot Shots (MLCTHS) and Cardio Tennis as our flagship programs. In partnership with Tennis Australia (TA), we have never been better resourced nor more committed to growing participation, and the considerable investment in both these programs greatly assists Tennis Queensland's capacity to take the sport to all regions and introduce tennis to players of all ages and standards. The significant results we are seeing through these programs is detailed inside this annual report.

The Brisbane International continues to grow and the 2013 event was certainly no exception. The Queensland Tennis Centre is a wonderful flagship facility and played host yet again to a throng of tennis superstars as they once again descended upon Brisbane. Eight of the world's top ten female players and five of the top 20 male players came to town, as did another huge crowd of over 88,000 engaged fans. Along with the world's best players, the event also is a major driver of participation in tennis as it offered many fan connection opportunities - from the Suncorp Sunwise Free Kids Tennis Day, to the BI Primary Schools Challenge, and plenty in between. For the second successive year the ATP awarded the Brisbane International the Best Fan Experience award, and the tournament was also honoured for a second time as the Q-Sport 'Event of the Year'.

At the end of another great week of world-class tennis, it was World No 3 Andy Murray and 17-time grand slam champion Serena Williams who were victorious.

The Brisbane International is just one of many quality Queensland tennis tournaments. We have a strong annual calendar of events that is well supported by local players and in some instances interstate and international players. Examples include the Queensland State Age in Rockhampton and the Rod Laver Queensland Junior Championships in Brisbane. We have an incredible number of dedicated club volunteers and coaches that also deliver over 80 Medibank Junior Development Series. The Queensland Conference of the Asia-Pacific Tennis League also debuted in late 2012 with much success, as did Pro Tour events in Toowoomba and Cairns.

The team closed out the Flood Fightback Program, completing the project within the \$1.8m budget. Throughout the reporting period another 35 new courts were added in Queensland and 150 were upgraded. These are encouraging numbers, however many more courts and facilities face the need to be replaced or upgraded in the near future as funding and grant sources become scarcer. To this end, Tennis Queensland has continued to implore clubs and associations to be more sustainable by building adequate financial reserves. We will continue to invest in education and development opportunities to grow the number of quality facility operators as well as up skill the many not-for-profit clubs to build revenue opportunities.

We faced some challenging times this year with our regional facilities in Cairns and Townsville, with the appointed operator handing back the Centres to Tennis Queensland after going into liquidation. Along with significant financial exposure, we have also had to rebuild the confidence of the local community in these facilities. It is by all means not completed, however I am happy to report that Cairns is now under the direction of a new local operator, and we are very confident that in the near future the same can be said of the Townsville Centre at Kalynda Chase. The interim operating conditions under direct Tennis Queensland control was a difficult time for all involved. I extend my thanks to Tennis Queensland board member Doug Kingston who managed Kalynda Chase on a volunteer basis, and also acknowledge the coaches and staff who have been involved in the process.

The close connection with the Coach & Talent Development and the Athlete Development areas has gone from strength to strength. The Coach & Talent Development team offer excellent benefits to the 597 Queensland coach members, whilst the Athlete Development team, led by new head coach Brett Larkham worked closely with 21 athletes in the National Academy. These and other Queensland athletes once again delivered some outstanding performances on the national and international stage over the period, punching well above their weight. Some of these results are detailed within, and I would like to acknowledge the collective effort of the private coaches and the National Academy team in this regard.

Sincere thanks once again go to the Tennis Queensland board for their experienced guidance and support. The board members put in many countless volunteer hours to lead the strategic direction of the sport in Queensland. In particular, I thank our hard working President Ken Laffey who is always available to me and the Tennis Queensland management team – all for the betterment of tennis in Queensland. I would also like to acknowledge former Company Secretary Darren Sibraa, who earlier this year (and after 13 years of service to Tennis Queensland) decided on a career change. Well done Darren on a wonderful career with Tennis Queensland – we wish you all the best in the future.

I would also like to acknowledge the work of the eight Regional Assemblies, all staffed by volunteers who share a love for the game of tennis. Thank you for your tireless efforts year in year out.

Finally, to the entire team at Tennis Queensland, my genuine thanks and appreciation. Your commitment and enthusiasm is making an impact on and a difference to our sport. The brand of tennis is continuing to grow stronger and this is in part due to your industrious work in the field.



Cameron Pearson
CEO

Tennis Queensland Board of Directors



THE TENNIS FAMILY

BOARD OF DIRECTORS

Ken Laffey (President)

Leonie Taylor (Treasurer)

Murray Whitbread

Peter Robertson

Alan Harris

Doug Kingston

Ross Rolfe

REGIONAL MEMBERS

Far North Guy Thomas

North Alan Harris, Graham Wicks

Central Glenn Vickery, Murray Whitbread

Sunshine Coast Matthew Deverson, Rob Schmitt

Metro Peter Davis, Warwick Nicol, Milton Rothman

Gold Coast Mike Evans, James Rapkins

South Ross Smythe

West Theresa Braithwaite

LIFE MEMBERS

Col Blatch

Bill Peel

Frank Hennessy

Vanette Tobin

Mal Anderson

Maurice Philp

Daphne Fancutt

Trevor Fancutt

Chris Freeman

Ross Rolfe

Vic Bayer

Ashley Cooper

STATE WIDE BODY MEMBERS

Queensland Primary Schools Vanette Tobin

Queensland Secondary Schools Bob Campbell

Tennis Officials Australia - Qld Vince Robertson

OFFICE BEARERS - FAR NORTH

Chairperson Mike Ernst

Treasurer/Deputy Chairman Dwain Exner

Secretary Duanne Stonham

OFFICE BEARERS - NORTH

Chairperson Graham Wicks

Deputy Chairperson Col Caswell

Treasurer/Deputy Chairman Liz Jones

Secretary Steve Merker

OFFICE BEARERS - CENTRAL

Chairperson Murray Whitbread

Deputy Chairperson Pat Peach

Treasurer/Deputy Chairman Glenn Vickery

Secretary Glenn Vickery

OFFICE BEARERS - SUNSHINE COAST

Chairperson Annie Lyons

Treasurer/Deputy Chairman Mark Caruana

Secretary Lyn Brentnall

OFFICE BEARERS - METRO

Chairperson Warwick Nicol

Treasurer/Deputy Chairman Peter Davis

Secretary Milton Rothman

OFFICE BEARERS - GOLD COAST

Chairperson Mike Evans

Treasurer/Deputy Chairman Betty-Ann Gain

Secretary Stephen Kua

OFFICE BEARERS - SOUTH

Chairperson Allen Smythe

Deputy Chairperson Jenny Griggs

Treasurer/Deputy Chairman Don Bell

Secretary Ross Smythe

OFFICE BEARERS - WEST

Chairperson Theresa Braithwaite

Treasurer/Deputy Chairman Brett Walsh

Secretary Janice Rowlands

FINANCE & AUDIT COMMITTEE

Leonie Taylor (Chairperson)

Peter Robertson, Ross Rolfe, Chris Freeman

Cameron Pearson, Darren Sibraa

TOURNAMENTS COMMITTEE

Murray Whitbread (Chairperson)

Alan Harris, Ross Smythe, Steve Merker

Travis Atkinson, Matt Richards

RISK MANAGEMENT COMMITTEE

Peter Robertson (Chairperson)

Leonie Taylor, Ross Rolfe, Chris Freeman

Cameron Pearson, Darren Sibraa

COMMUNICATIONS STRATEGY REFERENCE GROUP

Doug Kingston (Chairperson)

Nadeena Whitby

Cameron Pearson, Travis Atkinson

EXECUTIVE

CEO Cameron Pearson

Head of Tennis Travis Atkinson

ADMINISTRATION

Office Manager Vacant

Administration Assistant Vacant

TOURNAMENTS

Tournaments & Competitions Manager Matt Richards

Tournaments & Competitions Coordinator Travis Dragojlo

Officiating Development Coordinator – QLD Cheryl Jenkins

MARKETING & COMMUNICATIONS

Marketing & Communications Coordinator Carly Rossi

COMMUNITY TENNIS

Community Tennis Manager Elia Hill

Community Tennis Assistant Rachel Wright

Far North Region Community Tennis Officer Barry Weare

North Region Community Tennis Officer Sam Bradshaw

Central Region Community Tennis Officer Nikita Williams

Sunshine Coast Region Community Tennis Officer Paul Wallace

Metropolitan Region Senior Community Tennis Officer Tanya Corbett

Metropolitan Region Community Tennis Officer Stephen Undery

Gold Coast Region Community Tennis Officer Ellie Ryan

South/West Region Community Tennis Officer Vacant

FACILITIES

Facilities Development Manager Michael Blomer

CLUB DEVELOPMENT

Tennis Projects Manager Ken Hick

STATE SELECTION COMMITTEE

Ashley Naumann (Chairperson)

Graeme Brimblecombe

Matt Richards

DISCIPLINARY TRIBUNAL

Fred Albietz (Chairperson)

Chris Wlodarczyk, Peter Richards, Trevor Fancutt, Bronwyn Draper, Scott Keddy

Darren Sibraa, Matt Richards

APPEALS COMMITTEE

Robert O'Regan (Chairperson)

Mike Lyons, Don Muller, Daphne Fancutt, Dennis Draper

QUEENSLAND TENNIS CENTRE

Senior Groundsperson Jon Bonner

Groundsperson Judd Percy

Functions Executive Sarah Body

NATIONAL ACADEMY

Manager National Academy – Brisbane Chris Mahony

Head Coach – Brisbane Brent Larkham

Coaches – Brisbane Mark Draper

Robert Smeets

Carlos Cuadrado

Shannon Stamenovic

Head Physical Performance Coach – Brisbane Dirk Spits

Physical Performance Coach – Brisbane Alex Hynes

Head Physiotherapist Ian Prangley

COACH DEVELOPMENT

Coach & Talent Development Manager – QLD Ashley Naumann

Coach & Talent Development Coordinator – QLD Vacant

Coach & Talent Development Administrator – QLD Courtney Haynes

BRISBANE INTERNATIONAL

Commercial Manager Dan Glass

Operations Manager Beth Smith

Administration Coordinator Nadine Mammone

Corporate Sales Manager Michael Murphy

Ticketing Coordinator Sharyn Ritchie

Activations & Events Coordinator Morgan Kunde

Projects Manager Cassie Keith

Tennis Queensland affiliate clubs/centres/associations 2012/13



CENTRAL REGION

Athelstane Tennis Club
Baralaba Tennis Club Inc
Blackwater Tennis Association Inc
Bundaberg & District Junior Tennis Association Inc
Bundaberg & District Tennis Association Inc
Bundaberg Seniors Tennis Club Inc
Callide Valley Tennis Association Inc
Capella Tennis Club Inc
Dawson Callide Valleys Seniors Tennis Association
Dingo Tennis Club Inc
Dysart Tennis Club Inc
Emerald and District Lawn Tennis Association Inc
Fraser Coast Tennis Association Inc.
Gayndah & District Tennis Assoc Inc
Gladstone District Tennis Association Inc
Hervey Bay & District Tennis Association Inc
Isis Tennis Club
Maryborough & District Jnr Tennis Assoc Inc
Middlemount Community Sports Association Inc.
Monto & District Tennis Association Inc
Moura Tennis Club Inc
Mundubbera Tennis Association Inc
Rockhampton Junior Tennis Association Inc
Rockhampton Tennis Association Inc
Rosendale Tennis Club Inc
SunCity Sports Club Inc
Tannum Sands Tennis Association Inc
Tennis Rockhampton Ltd
Theodore Tennis Association Inc.
Tieri Tennis Club Inc
Yeppoon Tennis Club Inc.
Tennis Veterans Rockhampton Association Inc

FAR NORTH REGION

Atherton Tennis Club Inc
Cairns International Tennis Centre - JBT Academy
Cairns Tennis Club Inc.
Cardwell Tennis Club Inc
Clifton Beach Tennis Club Inc
Dimbulah Tennis Club Inc

Earlville Tennis Club Inc
Edge Hill Tennis Club Inc.
Edmonton Tennis Club Inc.
Freshwater Tennis Club Inc
Gordonvale and District Tennis Assoc Inc
Innisfail District Tennis Association Inc
Malanda Tennis Club Inc.
Mareeba Tennis Club Inc
Mission Beach Tennis Club Inc
Port Douglas Tennis Club Inc
Ravenshoe Tennis Club Inc
Trinity Beach Tennis Club Inc
Tully Tennis and Social Club Inc
Woree Tennis Club Inc

GOLD COAST REGION

Beaudesert & District Tennis Association Inc
Beenleigh Tennis Inc
Breakpoint Tennis
Burleigh Heads Tennis Club Inc
Currumbin Tennis Club Inc.
Discovery Park Tennis Club Inc
Emerald Lakes Tennis Centre
Fassifern Tennis Association Inc
Gold Coast Albert Junior Tennis Club Inc
Gold Coast Mid-Week Ladies Tennis Association Inc
Gold Coast Seniors Tennis Club Inc
Hinterland Tennis Club Inc
Hope Island Tennis Club Inc
Jimboomba Tennis Club Inc
Labrador Tennis Club Inc
Miami Tennis Club Inc
Mudgeeraba Tennis Club
Pimpama Island Sports Association Inc.
Pro-One Tennis Academy
Somerset College Tennis Centre
Sonic Tennis
Tallara Tennis Club Inc
Tamborine Mountain Tennis Club Inc
Tennis Blue
Tennis Gold Coast Inc.
Tennis on 11th Inc
The Southport School
Pro Experience

METROPOLITAN REGION

Ace Tennis Australia Pty Ltd
Ash Tennis
Aspire Tennis Australia
Brisbane Ladies Tennis Association Inc
Brisbane Night Tennis Association Inc
Brisbane Seniors Tennis Club
Brookfield Tennis Centre
Cambridge Tennis
Coops Racquet Sports
Dayboro Tennis Club Inc
Everton Tennis & Gear
Fancutts Junior Tennis Club
Ferny Hills Tennis Centre
Frawley Racquet Club
Greater Brisbane Junior Tennis Association Inc
Griffith University Tennis Centre
Haines Tennis
Ipswich & West Moreton Tennis Association Inc
Ipswich District Junior Tennis Association Inc
Ipswich Grammar School Tennis
Ipswich Tennis Centre
Karalee Tennis Centre
Kelvin Grove State College
Laff's Mt Gravatt Tennis Centre
LifeTime International Pty Ltd
Lifetime Tennis Brisbane West Pty Ltd
Malpass Tennis Coaching
Matchpoint Tennis
Newton Heath Tennis Centre
Northside Ladies Tennis Club
Park Ridge Tennis Centre
Pine Country Tennis Centre
Queensland Primary Schools Tennis
Queensland Secondary Schools Tennis
Queensland Tennis Centre c/- UQ Sport Ltd
Redcliffe Tennis Association Inc
Redland Bay Tennis Club Inc
Redlands Lawn Tennis Association Inc
Return Serve Inc
Samford Tennis Club Inc.
Shaw Park Tennis Centre
Sheldon Tennis Centre

Sportennis (Le Victor P.L.)
Springfield Lakes Tennis Club Inc
Steve & Trish Griffin
Sunnybank Tennis Centre
Tall Gums Sports Centre
Tennis Brisbane
Tennis Ipswich Inc
Tennis Officials Australia Qld Div Inc
Tennis Seniors Queensland Association Inc
TFP Academy Ipswich Pty Ltd (George Alder Tennis Centre)
The Gap Health & Racquet Club
The QLD Community Lawn Tennis Assoc (QLTA)
The University of Queensland Tennis Club Inc
Thorneside Community Tennis Association Inc
University of Queensland Tennis Centre c/- UQ Sport Ltd
West Brisbane Tennis Centre
Woods Tennis
Wynnum District Lawn Tennis Association Inc
Zone Tennis
Down Under Sports League
Healthworks Ipswich
QLD Wheelchair Association

NORTH REGION

Ayr Tennis Association Inc
Bowen Tennis Association Inc
Calen Tennis Association Inc
Charters Towers Tennis Club Inc
Cleveland Tennis Club Inc
Collinsville Tennis Club Inc
Gloucester Sport & Recreation Association Inc
Home Hill Tennis Association Inc
Ingham Tennis Association Inc
Kalynda Chase Tennis Centre
Mackay & District Tennis Association Inc
Mackay Tennis Association Inc
Moranbah Tennis Association Inc
Proserpine District Lawn Tennis Assoc Inc
Sarina & District Tennis Association Inc
Tennis Townsville Inc
Tennis Whitsunday
Western Suburbs Tennis Club Inc

SOUTH REGION

Allora Tennis Club Inc
Cecil Plains Tennis Club Inc
Chinchilla Tennis Association Inc
Clifton & District Tennis Association Inc
Dalby & District Tennis Association Inc
Gatton Tennis Association Inc
Goondiwindi & District Tennis Association Inc
Lockyer Tennis Association Inc
Pittsworth Tennis Club Inc
Range Tennis Club Inc
Ravensbourne Sporting Association Inc
Roma & District Tennis Club Inc
St George Tennis Club Inc
Stanthorpe & District Tennis Association Inc
Tara Tennis Club Inc
Taroom Tennis Club Inc
Toowoomba Tennis Association Inc
Wandoan Tennis Club Inc
Warwick & District Tennis Association Inc
Yuleba Lawn Tennis Club Inc

SUNSHINE COAST REGION

Ballinger Park Tennis Club
Bli Bli Tennis Club Inc
Caboolture & District Lawn Tennis Association Inc
Caloundra Tennis Association Inc
Conondale Tennis Club Inc
Coolum Tennis Club Inc
Cooroy Tennis Club Inc
Eudlo & District Tennis Association Inc
Eumundi Tennis Club Inc
Gheerulla Tennis Club
Glenview Mooloolah Tennis Club Inc
Gympie & District Tennis Association
Gympie Cooloola Veterans Tennis Assoc Inc
Imbil Tennis Club
Kandanga Tennis Club
Kawana Tennis Club Inc
Kin Kin Tennis Club Inc
Kingaroy & District Tennis Association Inc
Kronk Tennis
Landsborough Tennis Club Inc

Maleny Tennis Club
Mapleton Tennis Club Inc.
Maroochydore Tennis Club Inc
Mooloolaba Tennis Club Inc.
Murgon & District Tennis Association Inc
Nambas Tennis Club Inc
Nambour & District Tennis Association Inc
Nambour Heights Progress Association Tennis Club
Noosa District Tennis Association Inc
Noosa Springs (Starco Management Pty Ltd)
Noosa Tennis Club Inc
Noosaville Tennis Club Inc
Palmer Coolum Resort
Palmwoods Tennis Club Inc
Peregian Tennis Club Inc
Pomona Tennis Club
St Andrew's Anglican College (Peregian Springs)
Sunshine Coast Ladies Midweek Tennis Association
Sunshine Coast Tennis Association Inc
Tennis Veterans Sunshine Coast Association Inc
Tewantin Tennis Club Inc
TFP Academy
The Montville Tennis Club
Witta Tennis Club Inc
Woolooga Recreational & Hall Welfare Assoc Inc
Woombye Tennis Club Inc
Yandina Tennis Club
Zoran's Tennis Academy

WEST REGION

Barcaldine Lawn Tennis Club Inc
Copper City Tennis Club Inc
Corfield Sports Club Inc
Flinders Tennis Club Inc
Longreach Tennis Club Inc
Morven & District Tennis Club
Richmond Tennis Club
Tambo Sports Club
Winton Tennis Club
Nebine Community Centre and Sporting Club Inc

Tennis Queensland's vision is to make tennis a part of life for every Queenslanders.

In order to achieve this vision, six strategic goals have been created.



p.14

ENGAGEMENT

Connect with tennis

1.1 COMMUNICATE
Increase and improve communication with stakeholders

1.2 PROMOTE
Activate community interest through promotion and events

1.3 MORE PLAYERS
Assist clubs attract new players and retain existing members

1.4 MORE BENEFITS
Grow the benefits of affiliation and membership

1.5 CUSTOMERS
Understand who our tennis customers are and what they want from tennis



p.20

PLACES TO PLAY

More welcoming and sustainable facilities

2.1 BETTER
Support affiliates to develop contemporary and sustainable facility management practices

2.2 MORE
Build more courts in high need and predicted population growth areas

2.3 UPGRADE
Encourage affiliates to upgrade existing facilities

2.4 STATE TENNIS CENTRE
Maximise the use of the Queensland Tennis Centre

2.5 REGIONAL CENTRES
Support the regional tennis facilities and help develop best practices



p.24

PARTICIPATION

Tennis for life

3.1 PLAYING
Activate an introduction to tennis for everyone

3.2 COMPETITION
Provide quality competitive and social opportunities

3.3 SCHOOLS
Grow the base

3.4 COACHES
More coaches, better coaches



p.30

PERFORMANCE

The breeding ground of champions

4.1 ATHLETES
Identify, train and transition Queensland athletes

4.2 COMPETING
Grow quality competitive opportunities

4.3 COACHES Develop a world-class talent development coaching network



p.42

BRISBANE INTERNATIONAL

A world-class event for Queensland

5.1 SUPERSTARS
Provide the ultimate player experience to attract the best players to compete

5.2 SPECTATORS
Create a valued spectator experience to maximise attendances

5.3 TENNIS
Leverage the Brisbane International for tennis in Queensland

5.4 SUSTAINABILITY
Deliver a sustainable event



p.44

GOVERNANCE

Applying best practice to tennis

6.1 INVESTMENT
Optimise revenue potential and control costs to maximise the return to tennis

6.2 SUSTAINABILITY
Effectively manage risk

6.3 TEAM
Attract, develop and retain quality staff

6.4 COMPLIANCE
Ensure best practice company administration

Core business units are committed to reaching these strategic goals through specific actions and targets.



1. ENGAGEMENT CONNECT WITH TENNIS



1.1 COMMUNICATE INCREASE AND IMPROVE COMMUNICATION WITH STAKEHOLDERS

Website

News and updates from the tennis community are delivered to over 11,000 individual web users on a monthly basis through the tennis state and regional websites.

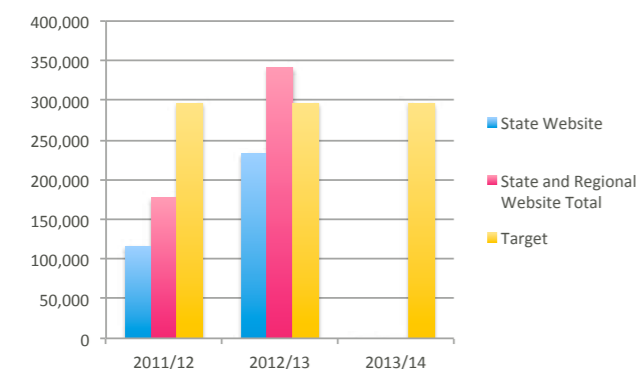
These websites are used to provide information on:

- Queensland tournaments and results
- Player rankings and performances
- Upcoming events
- Funding opportunities and support
- Competitions and awards
- Coaching and officiating information
- Facilities facts and information

The state website has seen an increase in website hits year-on-year. The total of visits to both the state and regional websites has already surpassed the target set to be met by June 2014, as displayed in Chart 1.1.1.

A great success in this area during the 2012/13 financial year was the increase of online engagement with tournament players, and their interaction with the tournaments website. Tournaments such as the 2013 Plexipave Queensland Open recorded over 60,000 hits during the event, a 27% increase to the 2012 numbers.

Chart 1.1.1 Website Hits



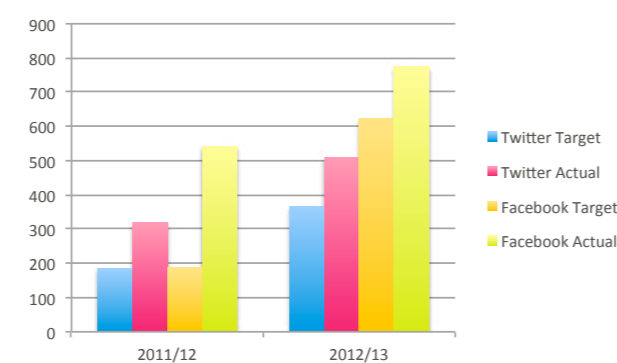
Social Media

Social media is growing as one of our best tools for interacting with people online. It is a platform for dynamic and unstructured conversation with the tennis community and is a way to develop public interest into awareness, engagement and participation.

In the 2012/13 financial year, our social media platforms have seen momentous growth, with Facebook and Twitter well exceeding annual targets for total followers. This is represented in Chart 1.1.2.

In 2013 we also introduced two new social media platforms; YouTube and Instagram. Both are designed to attract followers who are not necessarily active tennis participants. These platforms keep the sport front of mind year-round, rather than just during the "Summer of Tennis" when tennis receives televised coverage and is heavily featured in the media.

Chart 1.1.2 Social Media Growth



e-Newsletter

'Down the Line' is Tennis Queensland's free e-newsletter, available to all Tennis Queensland stakeholders and online subscribers. Its purpose is to provide readers with the latest tennis news, giveaways, and updates on a monthly basis. Down the Line currently has over 20,000 subscribers, which is a 61% increase from 2011/12. Affiliation reform has been a major influence on this increase as registered players are given the option to subscribe. Another reason for the increase can be attributed to more events and activations where guests enter competitions to win various tennis prizes.

IN FOCUS: Affiliation Reform

Affiliation reform was a major project for Tennis Queensland in 2012/13. This involved updating the current affiliation model to better suit the needs of our affiliates and to create a foundation for clubs to become more sustainable so that they can continue to provide tennis opportunities in the future.

To ensure a smooth transition for all affiliates, communication between Tennis Queensland and these bodies was a major focus throughout the year.

We looked to improve communication by increasing visits to clubs, offering additional member registration and My Tennis services and providing fortnightly 'affiliate updates' personalised to each region.

Affiliate Engagement

Tennis Queensland's Community Tennis Officers (CTOs) are the link between the state body and the regions. They are the representatives for all direct communication to affiliates and the on-the-ground support for all activities that contribute to increasing participation.

The CTOs have played a vital role during affiliation reform ensuring each club/centre/association is aware of the changes and has the support they need to transition to the new model.

Table 1.1.3 gives an indication of the face-to-face support given to affiliates during the 2012/13 financial year via CTO "Club Visits."

Table 1.1.3 Total Affiliates visited 1 July 2012 – 30 June 2013

Region	Affiliates as of 30 Jun 2013	Visited (count)	Visited (%)
Far North	21	21	100%
North	21	21	100%
Central	32	32	100%
Sunshine Coast	45	44	98%
Metro	70	70	100%
Gold Coast	27	26	96%
South	21	19	90%
West	11	9	82%
TOTAL	248	242	97%

Activities and updates discussed during these visits include:

- Affiliation reform
- Tennis Queensland player registration
- My Tennis training and support
- Open days and club membership drives
- MLC Tennis Hot Shots
- Cardio Tennis initiatives
- Club Health Checks (CHCs)

Affiliate Updates

In 2012/13 we have implemented a communication system with all CTOs to their regions and stakeholders known as an Affiliate Update. Email updates are sent fortnightly to the executive of every affiliated body and to TA coach members. These updates allowed us to communicate in a consistent manner to our stakeholders informing them of everything tennis from grant and funding opportunities to

My Tennis and Registration Support

Support for clubs who were challenged by the data entry requirements of the new membership system were an additional focus in 2012/13. For some clubs, the new affiliation model and the introduction of the My Tennis registration system required a new level of administration work, with many not having the resources to handle this.

We have ensured that any club requiring help in this area, that provides Tennis Queensland with their data to upload, is entered on the club's behalf. Whether the request is for a small, medium or large database, Tennis Queensland is happy to assist in order to remove the barriers that may prevent an affiliate from growing their membership base.

47% of users are new to the site
26% access the site via a mobile platform (smartphone or tablet)



1.2 PROMOTE: ACTIVATE COMMUNITY INTEREST THROUGH PROMOTION AND EVENTS

A total of 207 activations were conducted in the 2012/13 financial year. This is 206% of the annual target (100 activations), giving tennis exposure to over 48,000 people.

Activation Highlights

The Tennis Queensland CTOs supported activations with prizes, giveaways, marketing support, tennis branded collateral and on-site assistance.

Table 1.2.1 provides a snapshot of five major activations conducted during the year. This is an indication of the range of opportunities and activities conducted recently to promote tennis in Queensland.

After each activation CTOs follow up by connecting participant data to clubs, MLCTHS & Cardio Tennis programs and Tennis Queensland.

Table 1.2.1 Major Activations

Event	Activities/Details
Rockhampton Pro Tour (Central Region)	SCHOOL VISITS - MLCTHS AND CARDIO TENNIS Throughout the week of the Rockhampton Pro Tour over 900 students attended either a Cardio Tennis or a MLCTHS School experience. All teachers who attended the day were very impressed and are now looking to implement Cardio Tennis and MLCTHS into their school PE lessons. MLCTHS FUN AND CHALLENGE DAY An 'MLCTHS Fun and Challenge Day' was held on 8 September in conjunction with the Rockhampton Pro Tour finals weekend. Fifty children participated in a MLCTHS Community Play and Challenge event that featured a fastest serve competition. LADIES DAY 28 took part in a 'Ladies Tennis Day' held at Victoria Park Tennis Centre followed by a lunch at the centre.
The Gap Health and Racquet Club Open Day (Metro Region)	300 people attended the club's annual Come and Try day.
Brisbane Fitness Expo Cardio Activation (Metro Region)	Over 5000 fitness enthusiasts visited the Brisbane Fitness Expo at the Brisbane Exhibition and Convention Centre. This expo enabled tennis to talk directly to fitness instructors as well as educate the general public on Cardio Tennis and link them to local Cardio Tennis deliverers and clubs.
South East ACHPER Conference (Metro Region)	A total of 350 teachers attended the ACHPER Conference that was held in Brisbane. This conference enabled tennis to talk directly to teachers about the Brisbane International Schools Challenge, MLCTHS, Cardio Tennis and linking more schools to local MLCTHS deliverers and local clubs.
Children's Health & Wellbeing Expo (Metro Region)	Approximately 4000 people walked through the gates of the Children's Health & Wellbeing Expo. This was a fantastic opportunity to showcase what tennis has to offer to the non-playing and existing tennis communities.



2012 Queensland Tennis Awards

The annual Queensland Tennis Awards is an occasion to promote the best of tennis in our state. The purpose of the event is to award those who have positively impacted the game and helped to grow tennis in their community. It is also an opportunity to promote good news from the tennis community to the public and use the hype of the event to create new stories and media opportunities for grassroots tennis.

The 2012 Queensland Tennis Awards were held on Saturday 3 November at Rydges South Bank, Brisbane. A decision was made to move the event to a venue with the potential to hold more guests. Approximately 180 people attended the night to celebrate success in 12 different categories of awards, as noted in Table 1.2.2.

Surveys were sent to all attendees after the event, with 93% of respondents indicating they would attend again.

Table 1.2.2 2012 Queensland Tennis Award Recipients

Award Category	Winner
Most Outstanding Coach – MLC Hot Shots	Danial Stredder
Most Outstanding Coach – Club	Clint Fyfe
Most Outstanding Coach – High Performance	Clint Fyfe
Most Outstanding Athlete with a Disability	Mitchell James
Excellence in Officiating	Cheryl Jenkins
Most Outstanding 35+ Senior	Max Bates
Eddie Machin – Junior Regional Athlete Scholarship	Olivia Tjandramulia
Geoffrey E Griffith Order of Merit – Volunteer of the Year	Col Ackland
Most Outstanding Parents	Chris & Christine O'Mara
Most Outstanding Tennis Club	Beenleigh Tennis
Most Outstanding Tournament	Cairns International
Wendy Turnbull Medal – Junior Player of the Year	Ashleigh Barty
Ashley Cooper Medal – Player of the Year	Samantha Stosur

Media Opportunities

In line with our annual media plan, tennis is regularly promoted to the community with good news stories from the regions, player and tournament updates, international tennis updates, competition announcements and Brisbane International information.

Stories are published online, via social media and distributed via media alerts and releases to our media contacts to gain maximum exposure for the sport.

We also encourage clubs, coaches and other stakeholders to be proactive with their own tennis promotion. We assist with the development of media releases, set up affiliates online with free websites and social media training.

Ipswich tennis star given key to the city

YOUNG tennis ace Ashleigh Barty will receive a key to her hometown at a special ceremony held later this year.
Ipswich Mayor Paul Plummer said Ipswich City Council planned to present a key to the city to the 2013 Australian Open Women's Doubles Runner-Up tennis player.
"We are thrilled by Ashleigh's achievements in the tennis world and are extremely proud that she is Ipswich-born," Cr Plummer said.
"The whole of the city was cheering her on during the recent Australian Open."



TENNIS ACE: Ashleigh Barty. PHOTO: BOB WILLIAMS



TOP PHOTO: Wesley Watson and Stiaan Hickey are the MLC Hot Shots winners, who received a letter to the effect and a letter to the effect for boys and girls 5-12 years. PHOTO: CATHY WOOD

Tennis centre links to Brookfield school

TENNIS Queensland State School celebrated the opening of two new tennis courts last month aimed at generating a new wave of tennis on the Sunshine Coast. A range of programs will be run through the newly opened Brookfield Tennis Centre, owned by Brookfield since 2010.
The school said the opening day attracted a huge response from parents and children alike and was keen to see the relationship between the tennis centre flourish.
"The kids used to walk down the road to the tennis centre. Now they have to walk to the school to get to the tennis centre," said the school's principal, Mr. [Name].
"We're exposing children to the sport of tennis from a young age. We're also giving them a chance to see the tennis centre and see what it's like to be a tennis player."



Local coach takes on Townsville

TENNIS Coach [Name] is set to coach a team of tennis players in the upcoming [Name] tournament. [Name] has been coaching tennis for over 10 years and has a wealth of experience in the sport.
"I'm excited to be part of this team and to help the players improve their skills," said [Name].
"The tournament is a great opportunity for the players to test their skills and to learn from the other players. We'll be working hard to prepare for the tournament and to give the players a good experience."

LINED UP: Abby Aston, 11, of Kooragang Island, has her eye on the ball.

CLOCK TICKS TO REPAIR COURTS

Rain causes havoc for day preparations

David Lems
david.lemshq.com.au



ALL SET: Members of the 100 Tennis Club have their junior tennis on hand to play ball at their weekly fix.

United broom army gets kids back on court

Kevin Banner
AFTER experiencing four metres of water over Rotary Park Tennis complex, the Bundaberg Junior Tennis Association has worked tirelessly to get kids back on the courts.
There has been a united front of past and present members banding together to get the complex up and off the street. Their help was invaluable. In the last flood we spent over \$250,000 doing upgrades - five new courts and new waterproof cupboards - that has cut down the expense this time," he said.
It was thought around \$80,000 to \$90,000 damage had been done this time.
"But as things dry out we are finding there is other off the street. Their help was invaluable. In the last flood we spent over \$250,000 doing upgrades - five new courts and new waterproof cupboards - that has cut down the expense this time," he said.
It was thought around \$80,000 to \$90,000 damage had been done this time.
"But as things dry out we are finding there is other off the street. Their help was invaluable. In the last flood we spent over \$250,000 doing upgrades - five new courts and new waterproof cupboards - that has cut down the expense this time," he said.

1.4 MORE BENEFITS: GROW THE BENEFITS OF AFFILIATION AND MEMBERSHIP

Affiliation Benefits

In November, the 2012 Tennis Queensland Affiliate Survey was conducted. Clubs identified funding access and support as the most important affiliation benefit, after insurance. Facility maintenance and marketing were also found to be important variables.

In response to the survey, and as part of our ongoing servicing, the following benefits have been offered in line with this feedback.

Heritage Bank Community Tennis Grants

The Heritage Bank Community Tennis Grants program was a grant opportunity for Affiliated Bodies, aimed at providing financial assistance to attract new players as well as improve services for current members.

Heritage Bank extended their partnership with Tennis Queensland in 2013 by providing financial assistance to improve facilities at clubs throughout Queensland. The grants were designed to promote continuous improvement, with a focus on the need for good planning, structured and diversified programs as well as safe and attractive facilities.

Applications were assessed based on the quality of application and adherence to criteria. A set amount of funding was allocated to each successful applicant.

Projects eligible for funding met the following criteria:

- Focus on long-term planning, development and sustainability
- Assist with increasing tennis participation
- Help to create a welcoming environment

A record 18 clubs were announced to receive funds in this year's Heritage Bank Community Tennis Grants Program.



2013 Tennis Queensland Club Grants and Prizes

As a part of an initiative to help clubs improve their facilities and grow their membership base, Tennis Queensland awarded three grants and a tennis prize pack at the President's Brunch, held during the Brisbane International 2013.

Table 1.4.1 President's Brunch Club Grants

Award	Who was eligible	Winner
\$5,000 grant	Affiliates who had shown an increase in registration numbers from calendar year 2011 to calendar year 2012	Ravensbourne Tennis Association (South Region)
\$5,000 grant	Affiliates who had shown an increase in registration numbers from calendar year 2011 to calendar year 2012. In this draw, the number of entries given to each affiliate was determined by the percentage increase of that affiliate's registered players from 2011 to 2012	Moura Tennis Club (Central Region)
\$2,000 grant	Affiliates who took advantage of the early affiliation incentive program for 2013	Dalby & District Tennis Association (South Region)
Tennis equipment & memorabilia	Affiliates who completed the 2012 Affiliate Survey	Clifton Beach Tennis Club (Far North Region)

Moura and Ravensbourne will use their funding to enhance their facilities and promote tennis competitions throughout the local area.

A full list of current benefits can be found by visiting tennis.com.au/qld.



Facility Benefits - Club Health Checks, FUNDS and Insurance Reviews

The March Madness project was available to all affiliates to complete a Club Health Check (CHC), Facility Upgrade and New Developments (FUNDS) survey and Insurance Review for their club. These documents and their findings assisted each affiliate to benchmark themselves to similar clubs throughout Australia and assist with council (current and future) developments. Affiliates that completed these three documents received a Bunnings voucher for their efforts.

Branded Equipment

All clubs/centres/associations affiliated in both 2012 and 2013 received a complimentary 2m x 1.5m tennis branded 'Welcome' banner from Tennis Queensland.

Affiliates were also offered the ability to purchase tennis branded signage and equipment at a discounted rate through their affiliation with Tennis Queensland. The signs were very well received by affiliates, many citing their value in promoting the sport of tennis at events, open days, tournaments and at their club/centre/association.

New Benefits Launch

A full catalogue of new benefits, developed from the results of the affiliate survey and other feedback collected during the year, is set for release early in the 2013/14 financial year.

A common issue identified amongst affiliates in 2012/13 was increasing membership, with many planning to invest in building traffic at their facility. Two new interactive resources are currently being developed to assist affiliates in this area.

In addition to these resources, other new benefits include; more funding options, access to even more branded marketing collateral, and increased expert support from the Tennis Queensland team through Talk Tennis consultancy sessions.

Tennis Queensland Registered Player Benefits

Brisbane International

Tennis Queensland Registered Players were given the opportunity to purchase tickets to the Brisbane International before all other parties in the member pre-sale. Registered players were also eligible for exclusive ticket prices and corporate facilities packages.

As an added bonus, registered players were given multiple opportunities to win tickets to the Brisbane International 2013 in the lead up to the event.

Grand Slam Ballot

The Grand Slam Ballot gives registered players an opportunity to access tickets to one of the international Grand Slam events that may otherwise be hard to access. The ballot is opened to all members of Tennis Queensland who registered between 1 January 2012 and 15 February 2013.



1.5 CUSTOMERS: UNDERSTAND WHO OUR TENNIS CUSTOMERS ARE AND WHAT THEY WANT FROM TENNIS

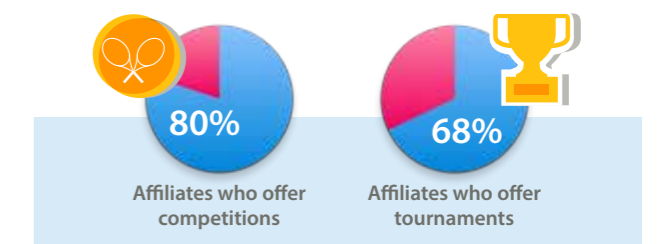
Affiliate Survey

The 2012 Tennis Queensland Affiliate Survey was conducted between October and November 2012. The main objectives of this survey were to grow the benefits of affiliation and understand current issues for affiliates. This has given Tennis Queensland some focus areas where more service is needed.

Some interesting and important findings out of the survey include:



Insurance continues to top the list of important benefits for affiliates, followed by assistance with funding, membership registrations via My Tennis & Community Tennis Officer support.



Attracting and retaining members are the most important issues for clubs and likely areas of investment over the next 12 months.

Clubs are also likely to invest in maintenance of courts and organisation of competitions in the near future.

Registered Player Survey

The Tennis Queensland Registered Player survey was developed during June 2013 for release early in the 2013/14 financial year. The survey included questions on demographics, participation habits, valued benefits, tournament & competition experiences and more.

Similar to the Affiliate Survey, this piece of research will indicate what benefits, club facilities, programs and other services are important to players and how Tennis Queensland can improve the overall experience of playing tennis across the state.

1.3 MORE PLAYERS: ASSIST CLUBS TO ATTRACT NEW PLAYERS AND RETAIN EXISTING MEMBERS

Affiliation - A Change

After the affiliation model review of 2011, the 2012/13 focus shifted to solidifying the new affiliation model and rolling it out. The starting point was extensive consultation and the development of an implementation plan. All stakeholders of our game need to be thanked for their input and support as this project was one of the most significant changes in our sport for many years. The court-based, and registration free, model was officially launched in November 2012 with the actual affiliation year beginning 1 January 2013. The results were fantastic and the majority of clubs renewed their affiliation with many using the change to redefine the way their club operated. This essentially allowed them to update their "reason for being". By 30 June 2013, it was very clear that the new model had succeeded in removing the link between affiliation and player registration, and created an open environment to improve relationships with affiliates for the purpose of delivering programs and developing sustainable clubs.

There is still a road ahead for the affiliation reform project, which includes continuing to work with the disadvantaged affiliates and ensuring clubs and centres across Queensland are financially sustainable long into the future.

Membership Structures

Prior to affiliation reform, the Community Tennis department worked with all Tennis Queensland affiliates on possible membership structures for 2013 to ensure they would receive maximum value through the new system. With suggestions from affiliates, CTOs strategised ways for each affiliate to grow their membership base whilst also utilising the My Tennis membership system to capture all player data.

These discussions often feature the following membership categories:

- Adult
- Junior
- Social Adult
- Social Junior
- MLCTHS
- Family
- Brisbane International
- Coaching Participant

The above categories encompass the majority of players' needs and in 2012/13 were suggested as a minimum to affiliates who were restructuring their membership system.

2. PLACES TO PLAY MORE WELCOMING AND SUSTAINABLE 'PLACES TO PLAY'



2.1 BETTER: SUPPORT AFFILIATES TO DEVELOP CONTEMPORARY AND SUSTAINABLE FACILITY MANAGEMENT PRACTICES

Club Health Checks

A total of 58 Club Health Checks (CHCs) were completed by affiliates with the assistance of the Community Tennis Team against our target of 50 CHCs for the 2012/13 year.

These checks allow Tennis Queensland affiliates to benchmark themselves against similarly sized and located facilities throughout the country. This allows them to identify the areas where they are performing well and areas for improvement.

Facility Management and Operational Reviews

Whilst Tennis Queensland has placed a strong emphasis on building new facilities and upgrading existing centres in recent years, this focus is now being expanded to also include ensuring facilities are well managed and operated. Ideally, all larger and busier facilities should be working towards becoming financially viable and sustainable in the long term. This means they need to be capable of meeting their own maintenance and resurfacing costs without being reliant on grant funding.

The Places to Play team are continuing to refine and develop a number of tools and resources to make operational reviews as efficient and beneficial as possible for affiliates. Where requested, the team has met with affiliates to review their existing range of tennis programs offered to their patrons and overall court utilisation as well as their business arrangements and practices. This could extend to reviewing any agreements with coaching providers to ensure they are mutually beneficial to both parties, assisting both parties to renegotiate their contract or developing a completely new contract. All affiliates, and particularly those based at larger facilities, have been encouraged to utilise this service.

During 2013/13 a total of ten affiliates had their existing facility management models reviewed and were given assistance to update or improve them, with a further eight either planned or in progress. A number of these reviews included the development of new or replacement agreements between these affiliates and their appointed coach or operator.

2.2 MORE: BUILD MORE COURTS IN HIGH NEED AND PREDICTED POPULATION GROWTH AREAS

Queensland Facilities Development Strategy to 2020

The Queensland Facilities Development Strategy to 2020 was updated in August 2012 in conjunction with the updated national "Tennis 2020" plan. This Strategy document outlines where Tennis Queensland identifies where the network of Regional Tennis Centres and other major tennis facilities should be located or upgraded throughout the state to meet existing and predicted population demographics and taking into account many of our existing significant tennis facilities. This strategy identifies the location of 15 key Regional Tennis Centres in Queensland, of which seven of these have already been developed and many others are in various stages of planning.

This updated document has been uploaded onto our website and distributed to the State Government and other stakeholders as required.

In addition to Tennis Queensland's Technical Manual for design, construction and maintenance, Tennis Australia published their National Tennis Facility Planning and Development Guide. This document has been popular and is available by request from Tennis Queensland Technical Services Department and is highly recommended for any affiliate planning upgrade or expansion works to a facility.



Tennis Queensland – Court Tech

Tennis Queensland – Court Tech is a registered business within Tennis Queensland that offers a wide range of facilities development advisory and professional consultancy services. This can range from answering simple questions such as clarifying court dimensions and surfacing options through to more technical matters such as lighting design and base construction specifications. Consultancy services including detailed inspection reports, indicative cost estimates, design reviews and full project management services are also offered. These services are offered to Tennis Queensland affiliates at considerably discounted rates compared to standard commercial rates.

Whilst an increasing number of affiliates and other clients are using Court Tech to ensure their projects are properly designed and built, there are still many that do not. Unfortunately it is often these projects that end up with problems either during construction or post completion. All affiliates undertaking facility development works have been strongly encouraged to contact Court Tech for advice or assistance with their projects.

In 2012/13 Tennis Queensland - Court Tech consultancy services were provided on three projects involving new tennis courts and facilities; QCLTA's Morningside Tennis Centre, Craigslea State School and the new tennis centre proposed by the Brisbane City Council at the old Milton site. Additional consultancy income was secured for projects involving new multi-purpose and netball courts.

An ongoing consultancy arrangement was also secured with the Department of Education. The focus of this work was to develop and select a tender list of quality court builders for schools around the state.

Facilities Development – New Courts

The 2012/13 Strategic Plan target of 35 new courts was achieved with exactly 35 completed. The target of \$4 million worth of tennis projects (both new courts and upgrades) was significantly exceeded with approximately \$7.65 million completed by the end of June 2013.

The FUNDS (Facility Upgrade and New Development) Survey and Club Insurance Reviews continued to be provided to affiliates. Once these FUNDS Surveys have been completed and returned to Tennis Queensland, they are reviewed to identify potential new facility development projects and commence "next steps" discussions with each. A total of 27 FUNDS Surveys from all regions were returned to Tennis Queensland in 2012/13 for review.

Regular meetings and communication have taken place between Tennis Queensland and all key Councils in Queensland to identify potential sites for any other new facilities (or upgrades) and to progress the development of these sites.



2.3 UPGRADE: ENCOURAGE AFFILIATES TO UPGRADE EXISTING FACILITIES

Facilities Planning and Construction – Facility Upgrades

The 2012/13 Strategic Plan target of seven significant facility upgrade projects was well and truly achieved with 16 such upgrades completed. Overall, there were a total of 153 courts upgraded across the state. Some of the more significant projects completed this year are listed in Table 2.3.1.

Table 2.3.1 Facility Upgrade Projects

Project Owner	Outcomes
Tully Tennis and Social Club	2 rebuilt, 4 upgraded courts
Ingham DTA	2 rebuilt, 2 upgraded courts
Tennis Townsville	4 upgraded courts
Pacific Lutheran College - Caloundra West	4 rebuilt tennis / multi-purpose courts
QCLTA - Morningside	10 upgraded courts, 6 Hot Shots mini-courts
Wynnum District Lawn Tennis Association	7 upgraded courts
Cavendish Road State High School - Holland Park	6 upgraded courts
St Peter's College - Indooroopilly	6 upgraded courts
West Moreton Anglican College - Blacksoil	5 upgraded courts
St Hilda's School - Southport	1 rebuilt, 4 upgraded courts, 5 Hot Shots mini-courts

In 2012/13 Tennis Queensland - Court Tech consultancy services were provided on 19 projects involving existing tennis courts and facilities. The most significant of these include QCLTA's Morningside Tennis Centre, Pacific Lutheran College, Mudgeeraba TC, Nambour DTA, St Hilda's School, and Discovery Park TC. A number of minor projects were also completed at various state schools around South East Queensland.

The second stage of facility audits planned for the Bundaberg Regional Council is currently on hold given the major flooding experienced in this region during January 2013 and their focus on disaster recovery.

Consultancy fee proposals for a number of other potential projects involving the upgrading of existing courts were provided in late 2012 and early 2013 in conjunction with the State Government's round of grant funding programs. Only a small number of these projects have successfully obtained the required funding to date. It is anticipated many of these projects will again apply for funding in October 2013 when the next round of State Government grant funding closes.

Flood Fightback Program

All of the 18 approved "Flood Fightback Plan – Tennis Infrastructure Program" projects were completed in 2012/13 and are fully operational again. This program was completed within the \$1.8 million budget and the majority of these facilities have been officially opened. The remaining facilities have deferred their openings due to inclement weather. All but three projects are fully acquitted and these are expected to be completed by the end of July 2013.



2.5 REGIONAL TENNIS CENTRES: SUPPORT THE REGIONAL TENNIS FACILITIES AND HELP DEVELOP BEST PRACTICES

There are a number of tennis centres across Queensland, all designed to offer our great sport to the local community, as part of the Tennis Queensland Regional Tennis Facilities Program.

The Toowoomba Regional Tennis Centre, operated by BG Tennis, has continued to grow as a business. Located within the University of Southern Queensland, the centre offers a range of tennis services to university students as well as locals.

The Rockhampton Regional Tennis Centre (RTC) at Victoria Park, operated by Tennis Rockhampton Ltd. has continued to offer tennis to the local community. Fixture and social tennis are very popular in Rockhampton with more and more tennis enthusiasts participating. The Rockhampton RTC also hosted events such as Queensland Secondary Schools Challenge, Head Queensland State Age, Medibank Queensland Junior Development Series Finals and Town & Country Teams event.

Copper City Tennis Club Inc. manages the Mt Isa Regional Tennis Centre and enjoyed a very successful last 12 months. This centre is driven by a good band of club volunteers with a professional coaching program. The centre offers a popular Hot Shots program, has a large membership base and has experienced significant growth in its Cardio Tennis program.

Early in 2013, one of the Regional Tennis Centre Tennis operators, Lifetime Management Group went into voluntary liquidation. Throughout the first half of 2013 this placed considerable pressure on the Tennis Queensland business. A "business as usual" approach was followed with all tenants staying on board with the centres, all staff were looked after and the continuation of coaching services was made a priority. The liquidation made a considerable impact on Tennis Queensland financially.



3. PARTICIPATION TENNIS FOR LIFE



3.1 PLAYING: ACTIVATE AN INTRODUCTION TO TENNIS FOR ALL

MLC Tennis Hot Shots (MLCTHS)

MLC Tennis Hot Shots is the official kids' starter program for tennis. MLC Tennis Hot Shots is a competition based tennis program for children between 7-12 years of age. MLC Tennis Hot Shots utilises modified balls and mini courts to empower participants of all ability levels to play the sport of tennis. The program targets children who are not yet ready to play competitive tennis on a full size court.

From the first moment children participate in the MLC Tennis Hot Shots program they will actually 'play the game' of tennis. The use of low compression balls and smaller courts offers a unique stepping stone into tennis, enabling all players to serve, rally and score in an exciting competition format.

MLC Tennis Hot Shots adopts the three progressive stages of development recommended by the International Tennis Federation and matches the individual skill level of each player. The three progressive stages are red, orange and green, which are aligned to Tennis Australia's Player Development pathway.

Deliverers

In 2012/13, 170 coaches signed up as MLCTHS deliverers.

Table 3.3.1 Total MLCTHS Deliverers

Region	Target	Result
Far North	15	12
North	12	12
Central	18	17
Sunshine Coast	25	21
Metro	70	66
Gold Coast	25	29
South	12	13
West	3	
Queensland Total	180	170

Participants

In 2012/13, 15,503 participants signed up online to MLCTHS in Queensland.



Table 3.1.2 Total MLCTHS Participants (online registrations)

Region	Target	Result
Far North	2,000	1,567
North	1,500	1,777
Central	2,000	2,037
Sunshine Coast	2,500	1,790
Metro	4,000	5,254
Gold Coast	2,300	2,238
South	400	840
West	300	
Queensland Total	15,000	15,503

Playback - MLCTHS rebate program

In 2012 Playback was introduced. This new MLCTHS rebate program for registered coaches, clubs and schools is another benefit of being an MLCTHS deliverer. It is a great way of helping coaches continue the work they do in the local tennis community.

Every MLCTHS deliverer who registers MLCTHS participants receives a \$2 rebate per participant from Tennis Australia to be used towards refreshing their MLCTHS equipment or merchandise.

Cardio Tennis

Cardio tennis is a fun, social group tennis fitness program for people of all ages. Cardio Tennis is a high energy fitness activity that combines the best features of the sport of tennis with cardiovascular exercise, delivering the ultimate, full body, calorie burning aerobic workout. It is a global brand recognised in over 30 countries.

Tennis Queensland conducted 61 Cardio Tennis activations seeing over 12,000 estimated participants in 2012/13. A total of 88 coaches signed up to deliver Cardio Tennis.

Table 3.1.3 Cardio Tennis Deliverers

Region	Target	Result
Far North	8	10
North	6	4
Central	10	9
Sunshine Coast	13	11
Metro	15	31
Gold Coast	13	15
South	4	8
West	1	
Queensland Total	70	88



In Focus: Success with Inclusion Programs

Tennis takes the title of 'Most Inclusive Sport' at the Queensland Sports Connect Forum

Tennis Queensland was one of three State Sporting Organisations (SSOs) who were identified as leading the way in inclusive sport. Three SSOs (Bowls Queensland, Swimming Queensland and Tennis Queensland) were given the chance to showcase how they were paving the way in sport and disability sectors in Queensland for including people with a disability.

The headlining session of the forum was named 'SSOs HAVE TALENT', where sports auditioned in front of a panel of talent experts (disability sector representatives) who provided feedback and advice for that sport's inclusive journey.

Tennis Queensland presented on all aspects of the core programs Tennis offers. The panel of judges from the disability sector scored the presentation very highly, with Tennis Queensland taking the winning and the coveted title of 'Most Inclusive Sport' at the Forum.

Inclusion Programs

The Tennis Queensland Inclusion Program incorporates programs for players of all level and abilities. As the Tennis Queensland mission statement declares - the program creates pathway's for all levels, disabilities you culture backgrounds to ensure tennis can be a part of life for every Queenslanders.

The programs that are covered in the Tennis Queensland Inclusion program include:

- Wheelchair tennis
- Intellectual Disabilities (ID) tennis
- 35+ Seniors
- Multi-cultural tennis
- Indigenous tennis
- Deaf Tennis
- Blind Tennis

In terms of inclusive programs, 211 individual tennis playing opportunities were made available for 2,275 participants this past year. This exceeded the annual target of 200. These activities were made up of the following:

- Wheelchair and Intellectually Disability (ID) training squads and mini circuits
- Deaf Sport and Recreation QLD (DSRQ) training sessions
- Disability Come and Try Days
- Indigenous challenges, Come and Try Days and playing opportunities
- Multicultural playing opportunities

The inclusions area was given a boost when Tennis Queensland was awarded two grants in 2012;

1. \$20,000 from the Department of Communities
2. \$10,000 from the Australian Paralympics Committee

Both grants enabled more and better inclusion opportunities for Queensland participants as well as allowed Tennis Queensland to educate its stakeholders and communities about inclusive practices and sustainable programs. The Tennis Queensland Disabilities Program offered;

- Wheelchair, Deaf Sport & Recreation Queensland and ID Tennis Come and Try Days
- Access to state Intellectually Disabilities Coach – Allison Scott
- Access to state Wheelchair Coach – Andrew Ash
- Inclusion of Wheelchair Tennis Events in Over Nine Australian Money Tournaments across Queensland
- Two ID Mini Circuits and four Wheelchair Mini Circuits per Year
- Access to weekly Wheelchair Tennis Trainings
- Access to monthly State Training Squads for Wheelchair Players and ID Players
- Rehabilitation Program within PA Hospital's Spinal Injuries Unit, Conducted by State Wheelchair Coach Andrew Ash

Wheelchair Program Highlights

2013 Queensland Wheelchair Open

2 – 5 January

The 2013 Queensland Wheelchair Open was once again integrated into the Brisbane International 2013, with 38 players travelling from all over Australia, and the world, to participate in this prestigious event. In the men's main draw singles final Martin Legner (AUT) defeated Benjamin Weekes (AUS) 6-1, 4-6, 7-5. The women's main draw singles saw Sabine Ellerbrock (GER) defeat Jiske Griffioen (NED) 6-3, 6-4.

The event concluded with a closing ceremony dinner at Rydges Southbank where the champions of 2013 were crowned with their trophies overlooking the picturesque Brisbane River.

Intellectual Disability Highlights

Multi-Sport Expos

Tennis Queensland in conjunction with Tennis Australia qualified coaches attended these Multi-Sport Expos to provide students with a disability the opportunity to access tennis in a fun and supportive environment. The program was able to impact a number of children at the following locations:

- Brisbane North: 123 kids
- Ipswich: 217 kids
- Rockhampton: 78 kids

In Focus: Xstrata – Regional Development Centre Program

Since 2006, Tennis Queensland has enjoyed a terrific relationship with Xstrata through the “Xstrata Regional Development Program.” The program is a partnership aimed at increasing tennis participation by enhancing regional-based tennis programs that reflect local community needs, particularly in relation to junior development opportunities.

This initiative is one of the largest development participation projects ever undertaken by Tennis Queensland and many regional communities have benefited from the partnership between Tennis Queensland and Xstrata. This program is currently delivered in; Glenden, Collinsville, Abbot Point, Bowen, Mackay, Springsure, Rolleston, Tieri, Middlemount, Capella, and Emerald.

What the program has involved:

- Mackay Tennis Association TV commercial
- Central and North Regional Come and Try days
- Adult Refresher Program
- 2013 Xstrata Schools Tour
 - 8 day Central Queensland tour (joint funding from Xstrata, Tennis Queensland, Central Regional Assembly and Mac Camp)
 - 2145 students from 6 schools (Capella State School, St Patrick’s Emerald, Our Lady of Sacred Heart Springsure, Tieri State School, Dysart State School, Moranbah State School)

During the reporting period, Tennis Queensland has seen an increase in club memberships within Central and North Queensland (Xstrata sponsored regions).



Deadly Sports Expos

Deadly Sports and the South-West Indigenous Network (SWIN) worked closely with Tennis Queensland over the past 12 months to provide tennis playing opportunities to regional and disadvantaged communities.

- In conjunction with Tennis Queensland, Deadly Sport and SWIN held a Multi-Sport Expo on 18 September and attracted 120 school age players with a disability to the University of Southern QLD. Of these participants, 40 were introduced to the game of tennis for the first time.
- A Deadly Sports Expo was also held 17 - 20 September at Glenvale State School where 405 children enjoyed their first ever tennis experience. Each participant received a gift from Tennis as well as the necessary information on how and where to continue playing MLCTHS and club tennis.
- A Deadly Sports Expo was held in Goondiwindi on 26 – 27 March 2013. This event introduced tennis to a total of 133 students. An “Introduction to MLC Tennis Hot Shots Course” was also conducted by a Tennis Queensland CTO. Fifteen teachers and Police Citizens Youth Club (PCYC) officers attended and are now able to deliver MLCTHS to their regional communities.

Indigenous Program Highlights

Over 42 indigenous tennis playing opportunities were made available to over 2,200 children and adults through SWIN Billy Lids Tours.

SWIN Billy Lids Tours

- **26 – 30 November 2012:** The SWIN group along with Tennis Queensland, Rugby League, Touch Football, Netball Queensland and Golf Queensland conducted a tour from Toowoomba to the very remote towns of Surat, Mitchell, Charleville and Cunnamulla. With a round trip of 1570km for the week, these sports were promoted to indigenous playgroups set up by SWIN to help develop the community. SWIN works closely with a leader in the community to develop these groups and bring all the children and mothers together for several hours per week. This initiative has helped to build stronger relationships within the community.
- **6 – 10 May 2013:** The SWIN group along with Tennis Queensland, hockey, golf and rugby league conducted a tour from Toowoomba to the remote towns of Dirranbandi, St George, Dalby, Moonie and Westmar. With a round trip of 1000km, these sports were promoted to indigenous playgroups and small rural schools again set up by SWIN to help develop the community.

- **25 – 27 June 2013:** Tennis Queensland was invited to join the SWIN group along with hockey, golf and rugby league to do a three day tour of the South Region. The tour visited Ipswich, Laidley, Warwick and Toowoomba with the aim to get ‘Mums & Bubs’ participating in sport and increase awareness in participation options within these regions.
- Tennis Queensland also attended the SWIN Workshop “Celebrating Sport, Culture & Community” along with other SSOs, National Sporting Organisations, PCYC Indigenous Coordinators and Sport and Recreation Officers. It was an opportunity to present and network with like-minded organisations, providing further development in indigenous programs and share resources.

Multicultural Program Highlights

2013 Logan Multicultural Expo - Access Community Services

- Tennis Queensland attended the 2013 Access Community Services Multicultural Expo held at the Logan Sports Centre from 19 - 20 May 2013. The day targeted culturally and linguistically diverse youth and showcased tennis in the region, encouraging participation and potential transition to the local tennis club environment. MLC Tennis Hot Shots was provided to 450 youth (engaging local MLCTHS coach on the day).
- Post the expo, fee subsidies were provided to young people to address financial barriers and to assist them to engage in various local tennis clubs within the Logan area.

3.2 COMPETITION: PROVIDE QUALITY COMPETITIVE AND SOCIAL OPPORTUNITIES

MLC Tennis Hot Shot Tournaments (MLCTHSTs)

MLCTHSTs allow children to participate in a competitive environment for the first time, whilst still developing their skills and undertaking the key elements of the MLCTHS program. These tournaments have shaped the culture of tournaments across the country and provided a pathway for children to progress into junior tennis.

Each tournament was conducted using the national scoring system developed by Tennis Australia, Tennis Queensland Community Tennis staff, Coach Development Coordinators and MLCTHS mentors.

Tennis Queensland has run nine MLCTHS tournaments, seeing 381 participants in 2013.



MLC Tennis Hot Shots Challenges

MLC Tennis Hot Shots Challenges are opportunities created to increase participation.

Over 7,000 participants competed in MLCTHS Challenge events. This represents 124% of the annual target (6,000). This figure has been derived from internal and inter-club MLCTHS Challenge events, Tennis in School Challenge events as well as Junior Development Series orange and green ball events.

The regional breakdown follows in Table 3.2.1.

Table 3.2.1 Participants of MLCTHS Challenges

Region	Target	Result
Far North	800	187
North	750	927
Central	800	1,025
Sunshine Coast	900	132
Metro	1,500	4,113
Gold Coast	900	817
South	200	244
West	150	
Queensland Total	6,000	7,445

MLC Tennis Hot Shots ‘Community Play’

The MLC Tennis Hot Shots Community Play program is being conducted in clubs and centres across the nation by tennis coaches and club volunteers. The program provides an opportunity for children to play tennis in a fun and supportive environment. The focus is on enjoyment of playing the game with friends and being a good sport. Parents (or guardians) have the opportunity to be involved by assisting on-court with scoring and reinforcing the “Be a good sport” message.

As a part of the program, Community Play deliverers received:

- MLCTHS equipment pack valued at over \$1,000
- FREE MLCTHS t-shirt for each registered player
- MLCTHS Community Coordinator manual
- USB flash drive with resources for the program
- Ability to purchase discounted tennis equipment through MLCTHS website

The original target of 40 was stretched to 55 due to the success of the program. Queensland now has 60 clubs participating in Community Play.

The regional break down of Community Play is represented in Table 3.2.2.

Table 3.2.2 Community Play in Queensland

Region	Target	Result
Far North	5	6
North	5	5
Central	5	9
Sunshine Coast	5	12
Metro	5	19
Gold Coast	5	4
South	5	5
West	5	
Stretch target	15	60
Queensland Total	55	

Community Play Highlights

This is a fantastic program for rural clubs who do not have a coach as it provides an opportunity to get children into the club.

Blackwater Tennis Association is an example of this. The club now has 45 members in total, an increase of 52% from 2012. There has only been positive feedback from the club’s Community Play Coordinator, who believes the benefits are great and the program is very easy to deliver without prior tennis experience. The club now has regular social players and a small fixture program.

There has only been positive feedback from the club’s Community Play Coordinator, who believes the benefits are great and the program is very easy to deliver without prior tennis experience. The club now has regular social players and a small fixture program.



Asia Pacific Tennis League

The Asia Pacific Tennis League (ATL) – QLD conference was launched in November 2012. The team-based competition featured six franchises from across South East Queensland. The Toowoomba Tigers, Sunshine Coast Breakers, Tennis Brisbane Tornadoes, Shaw Park Sharks, Tennis Brisbane Chargers and Beenleigh Blaze competed in a round robin competition over three weeks culminating in the finals night at Griffith University, Mount Gravatt on 19 November 2012.

The Shaw Park Sharks women's team triumphed over the Beenleigh Blaze whilst the Tennis Brisbane Chargers defeated the Tennis Brisbane Tornadoes in a hard fought men's final.

By winning the QLD conference both the Sharks and Chargers earned a position to compete at the ATL final held at the Australian Open in January. With the withdrawal of an international team, the Beenleigh Blaze women's team also received a call up to the finals competition. The Chargers lost a tight semi-final to the eventual winners of the competition, the Liston Seagulls from Victoria. The Chargers then defeated the New Zealand Kauri's to finish in third place overall and win a prize purse of \$10,000. The Sharks finished seventh in the overall standings whilst the Blaze finished eighth.

Queensland players featured in the competition included Paul Hanley, John Millman, Michael Look, Jason Kubler, Peter Tramacchi, Andrew Kratzmann, Isabella Holland, Monika Wejnert, Shannon Golds, Rachel Tredoux, Lizette Cabrera and Ashling Sumner.

Over \$60,000 in base player payments were provided to athletes with the competition supporting our local players before the Australian Summer of Tennis.

The innovative competition played short sets to four games with short deuce played each game. Over 1800 spectators enjoyed the fast format throughout the six nights of competition.

Competition Planner

Tennis Queensland is currently assisting affiliates moving their existing fixtures and competitions onto the Competitions Planner program, which is provided free of charge to all Tennis Queensland affiliates. Competitions Planner publishes all results online and also features a statistics function, which is accessible by all players in the system for head to head results and the creation of a Competition Tennis Rating. These functions are updated after every match throughout a competition.

Queensland currently has 4,491 players who have participated in a registered match this year on Competitions Planner. At the same time last year there were 2,341 players on the program. This is a year on year increase of 192%.

3.3 SCHOOLS: GROWING THE BASE

MLCTHS - National Schools Partnership Program (NSPP)

This program links tennis with primary schools across Queensland. NSPP is all about creating partnerships with schools, coaches and clubs to get more kids playing tennis more often. These partnerships were strengthened by the support and engagement from local CTOs.

Participating schools must meet set criteria and in doing so become an official venue for delivering the MLCTHS Tennis in Schools program. They are also eligible for many exciting benefits including racquets, balls and nets. Since the inception of NSPP, 93 schools have signed up to the program.

The regional breakdown is displayed in Table 3.3.1.

Table 3.3.1: MLCTHS NSPP Regional Breakdown

Region	Target	Result
Far North	12	20
North	10	14
Central	13	9
Sunshine Coast	13	10
Metro	20	18
Gold Coast	15	14
South	5	8
West	3	
Queensland Total	91	93

MLCTHS - Teacher Ambassador Program

In 2012/13 Tennis Queensland worked with coaches and CTOs to sign up primary school teachers as MLCTHS Teacher Ambassadors.

Individual teachers were given the opportunity to sign up and receive regular communication from Tennis Australia about the MLCTHS program and Tennis in Schools initiatives.

Benefits of becoming a Teacher Ambassador include:

- ACHPER Tennis in Schools resource containing lesson plans linked to the national curriculum
- Access to discounted tennis equipment through the Hot Shots website
- National Teacher Ambassador quarterly newsletter
- The ability to apply for the National Court Rebate Scheme (NCRS) funding for their school
- An opportunity for three teachers nationally to attend an all expenses paid trip to the AO Grand Slam Teachers Conference held in Melbourne

A total of 48 school teachers have signed up to the MLCTHS Teacher Ambassador program. This represents 80% of the annual target (60).

Table 3.3.2: MLCTHS Teacher Ambassador Regional Breakdown

Region	Target	Result
Far North	9	4
North	7	7
Central	9	11
Sunshine Coast	6	4
Metro	12	9
Gold Coast	9	7
South	6	6
West	2	
Queensland Total	60	48

Hot Shots - Tennis in Schools Program

Tennis Australia qualified MLCTHS coaches have enjoyed the ability to access rewards never before offered on a national scale.

This national approach will ensure that there is consistency in the delivery of Tennis in Schools programs across the country. MLCTHS coaches are the only coaches endorsed by Tennis Queensland to operate in schools. To enrich this experience, Tennis Australia has provided a free certificate and gift to every child that the coach taking part in the program.

The MLCTHS Tennis in Schools program gave 61,803 school students, from 362 schools a fun and rewarding tennis experience.

Active After School Care (AASC)

The Federal Budget delivered in May brought good news for communities involved in the Australian Government's AASC program, with the announcement that the program will continue throughout 2013. This is a show of support for the AASC program, and a great result for sport in Australia as well as the schools, after school care centres and communities involved in Queensland.

AASC also strengthens links between children, their families and their local sporting clubs—inspiring and supporting community involvement, active lifestyles and ongoing participation. The program offers pathway opportunities for children to learn about new sports and encourage families to join a local sporting club.

Tennis Queensland has developed a strong relationship with the AASC to develop coaches and implement tennis programs which offer real tennis experiences and pathways for children to continue playing the sport.

Zonal Coaches Program

Zonal Coach support is provided for coaches in West Queensland who deliver coaching in remote areas where no other tennis services are available. Affiliated bodies in the North and Central West zones were visited up to four times during the last 12 months.

Tennis in these regions included MLCTHS Tennis in Schools, club coaching programs, and regional coaching circuits.

In 2012, Tennis Queensland's South/West Community Tennis Officer, Travis Dragojlo and Special Projects Manager, Ken Hick visited schools and affiliates in Tambo, Blackall, Barcaldine, Longreach and Winton. During these visits fun days were conducted and future plans were discussed.

3.4 COACH DEVELOPMENT: MORE COACHES, BETTER COACHES

Coaching Courses and Professional Development Workshops

The Coach and Talent Development department aims to increase the quality and quantity of coaching throughout Queensland. This is achieved through delivering coaching courses and conducting professional development workshops each year.

Coaching courses are conducted based on demand and viability, but are designed to go to any areas of Queensland. This past year the following courses have been conducted:

Table 3.4.1: Courses Delivered in 2012/13

Course Name	Quantity	Participants
Introduction to MLC Hot Shots	9	120
Community Coaching Course	4	40
Junior Development Coaching Course	2	40
Total	15	200

Tennis Australia Coach Membership

Tennis Australia coach member numbers have continued to increase in Queensland, with the current number of coaches at 597. This has grown 110% from the 2011/12 financial year.

Traineeships

Tennis Australia partnered with Smart Connection Training, a Registered Training Organisation, to recognise courses within the Australian Quality Training Framework (AQTF) These courses are now part of the Vocational Education and Training Sector, allowing eligible coaches to access Commonwealth and State funding for Australian apprenticeships (or traineeships). With cost being identified as a barrier to formal education, this is an exciting initiative and a step towards making coach education more accessible.

Based on a course comparison, the following table outlines coaching courses and the associated AQTF recognised course equivalent.

Table 3.4.2: Coaching Course Updates

Previous Course Name	AQTF Recognised Course Name
Community Coaching Course	SIS30710 Certificate II in Sport Coaching
Club Professional Coaching Course	SIS30710 Certificate IV in Sport Coaching

4. PERFORMANCE THE BREEDING GROUND OF CHAMPIONS



The scholarship holders are offered one year contracts, significant funding, comprehensive on- and off-court programs, and each player is given an assigned coach who works with either two or three players. We also have several 'Invite' players who are not on scholarship or given an assigned coach, but we add value to the training program they have in place with their private coach. These players may be regional, players we are considering for a WC, or players close to meeting criteria whose private coaches have requested they join into some sessions to increase their volume.

Following the resignation of Strength and Conditioning Coach Grant Jenkins in March, Dirk Spits was hired as Head Physical Performance coach and Alex Hynes as Assistant Physical Performance Coach. The remainder of the Sports Science & Sports Medicine providers consist of:

- Ian Prangle (Physio)
- Dr Roy Saunders (Physician)
- Sally Garrard (Nutrition)
- Ruth Anderson (Sports Psychology)

Player Rankings (as of June 2013)

Table 4.1.2 Open Men's and Women's

Rank	Player	Rank	Player
1	Bernard Tomic	1	Samantha Stosur
2	John Millman	2	Ashleigh Barty
3	Benjamin Mitchell	3	Lizette Cabrera
4	John-Patrick Smith	4	Rachael Tredoux
5	Jason Kubler	5	Lyann Hoang
6	Michael Look	6	Naiktha Bains
7	Matheson Klein	7	Priscilla Hon
8	Paul Hanley	8	Olivia Tjandramulia
9	Christopher Letcher	9	Isabella Holland
10	Gavin Van Peperzeel	10	Elizabeth James

Table 4.1.3 18/U Men's and Women's

Rank	Player	Rank	Player
1	Akira Santillan	1	Ashleigh Barty
2	Oliver Anderson	2	Lizette Cabrera
3	Andrew Corbitt	3	Lyann Hoang
4	Louis Ingram	4	Naiktha Bains
5	Mitchell Robins	5	Priscilla Hon
6	Scott Dawson	6	Olivia Tjandramulia
7	Thomas Fancutt	7	Ebony Panoho
8	Ryan Simmons	8	Jaimee Gilbertson
9	Vini Giufre	9	Andrea Dikosavljevic
10	Jordan Marshall	10	Andjela Djokovic



Table 4.1.4 16/U Men's and Women's

Rank	Player	Rank	Player
1	Akira Santillan	1	Lizette Cabrera
2	Oliver Anderson	2	Naiktha Bains
3	Mitchell Harper	3	Priscilla Hon
4	Cole Ingram	4	Olivia Tjandramulia
5	Nathanael Consalvo	5	Kimberly Birrell
6	Adam Walton	6	Sara Tomic
7	Moerani Bouzige	7	Natalie Rogers
8	Jack Jaede	8	Kaylah Mcphee
9	Mitchell Wilson	9	Sammy Gibbs
10	Benjamin Slade	10	Brianna Thompson

Table 4.1.5 14/U Men's and Women's

Rank	Player	Rank	Player
1	Nathanael Consalvo	1	Somer Dalla-Bona
2	Adam Walton	2	Daniela Kovacevic
3	Moerani Bouzige	3	Tenika McGiffin
4	Daniel Groundwater	4	Aleksa Cveticanin
5	Blake Ellis	5	Dakota Brown
6	Harrison Brown	6	Lara Tupper
7	Alexander Crnokrak	7	Olivia Gadecki
8	Drue Allen	8	Kyra Yap
9	Thomas Giles	9	Shan-Ying Barr
10	Rocco James Taplin	10	Lada Baglaeva

Table 4.1.6 12/U Men's and Women's

Rank	Player	Rank	Player
1	Rocco Taplin	1	Olivia Gadecki
2	Dane Sweeny	2	Megan Smith
3	Oscar Woods	3	Sara Nayar
4	Alex Furst	4	Mikayla Zahirovic
5	Casey Hoole	5	Naomi McKenzie
6	William Timoney	6	Cyan Sun
7	Ethan Shoesmith	7	Elizaveta Zheltova
8	Jack Barnett	8	Kristina Lane
9	Philip Sekulic	9	Chelsea Groundwater
10	Haru Sonton	10	Isabella Bozicevic

Player Performance and 2012/13 Highlights

The following Queensland players obtained Top 500 ATP or WTA rankings in 2012/13.



4.1 ATHLETES: IDENTIFY, TRAIN AND TRANSITION ATHLETES

National Academy – Queensland (NAQ)

The NAQ is a highly focused collective training environment based at the Queensland Tennis Centre in Brisbane. The existing Australian Institute of Sport (AIS) program, based in Canberra, ceased at the end of 2012. The AIS athletes and staff were relocated to either Brisbane or Melbourne to be housed in the National Academies of those cities.

The NAQ is now resourced to train athletes from 11 years of age until they are selected in the Davis or Fed Cup teams. Head Coach, Brent Larkham (former Head Coach of the AIS) and Manager Chris Mahony (former Head Coach of National Academy Melbourne) were relocated in January to lead the Academy. The rest of the coaching staff consists of:

- Carlos Cuadrado
- Mark Draper
- Ben Mathias
- Anthony Richardson
- Robert Smeets
- Shannon Stamenovic

There are currently 18 scholarship holders across four different categories training from the NAQ:

Table 4.1.1 Queensland Scholarship Holders

Category	No.	Players
Davis Cup Transition Squad	3	John Millman, Matt Reid, JP Smith
AIS	7	James Duckworth, Jason Kubler, Akira Santillan, Lizette Cabrera, Naiktha Bains, Priscilla Hon, Kimberly Birrell
Full	2	Oliver Anderson, Daniela Kovacevic
Wild Card (WC)	6	Aleksa Cveticanin, Kyra Yap, Mitchell Harper, Daniel Groundwater, Alex Crnokrak, Dane Sweeny

In 2012/13, Queensland juniors achieved these significant international or national results and rankings.



ASHLEIGH BARTY

- WTA ranking #149 singles, #16 doubles
- Runner-Up Australian Open and Wimbledon doubles
- Second round French Open singles
- Won deciding rubber in 3-2 defeat of Switzerland in Fed Cup



SARA TOMIC

- ITF ranking #55
- Played Main draw of Junior French Open & Wimbledon
- Quarterfinal of Junior Wimbledon doubles
- Member of 2012 Australian team for 14&U World Junior Team Final



COLE INGRAM

- Runner-Up 12s Sydney Spring Nationals



DANIELA KOVACEVIC

- Winner Slovenia 14s ETA Grade 2
- Winner 12s Nationals December Showdown
- Third place 12s Sydney Spring Nationals



AKIRA SANTILLAN

- ITF ranking #132
- Member of 2013 Junior Davis Cup Team finishing third in Asian qualifying
- Semifinal Netherlands Grade 2 ITF
- Winner Denmark Grade 4 & Sydney Grade 5 ITFs
- Semifinal 16s Nationals December Showdown



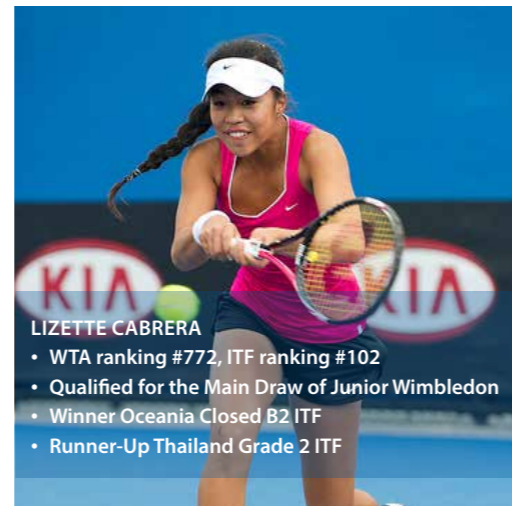
PRISCILLA HON

- WTA ranking #1127, ITF ranking #107
- Quarterfinal Berlin Grade 1 ITF & Asian Closed B1 ITF
- Winner Denmark & Switzerland Grade 4 ITFs
- Semifinal 18s Nationals December Showdown
- Member of 2012 Australian team for 14&U World Junior Team Final



NAIKTHA BAINS

- WTA ranking #980, ITF ranking #105
- Member of 2013 Junior Fed Cup Team finishing first in Asian qualifying
- Member of 2012 Junior Fed Cup Team finishing fifth in World Finals
- Round 16 Osaka Grade A ITF



LIZETTE CABRERA

- WTA ranking #772, ITF ranking #102
- Qualified for the Main Draw of Junior Wimbledon
- Winner Oceania Closed B2 ITF
- Runner-Up Thailand Grade 2 ITF



NATHANAEL CONSALVO

- Fourth place Mildura 14s Grasscourt Nationals



OLIVIA TJANDRAMULIA

- ITF ranking #137
- Member of 2013 Junior Fed-Cup Team finishing first in Asian qualifying
- Winner 16s Nationals December Showdown
- Quarterfinal Thailand Grade 1 ITF



KIMBERLY BIRRELL

- ITF ranking #190
- Member of 2013 Junior Fed Cup Team finishing first in Asian qualifying
- Winner NZ Grade 3 ITF
- Runner-Up Denmark Grade 4 & Sydney Grade 5 ITFs
- Winner 14s Sydney Spring Nationals
- Member of 2012 Australian team for 14&U World Junior Team Final



KYRA YAP

- Runner-Up Mildura 12s Grasscourt Nationals



OLIVER ANDERSON

- ITF ranking #175
- Member of 2013 Junior Davis Cup Team finishing third in Asian qualifying
- Winner 16s Claycourt Nationals
- Winner Netherlands Grade 2 ITF
- Runner-Up NZ Grade 3 & Sydney Grade 5 ITF
- Member of 2012 Australian team for 14&U World Junior Team Final



Alex Crnokrak

- Runner-Up 12s Nationals December Showdown
- Third place 12s Sydney Spring Nationals



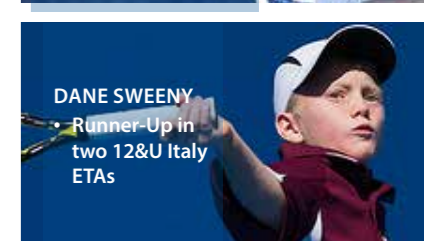
OLIVIA GADECKI

- Fourth place Mildura 12s Grasscourt Nationals
- Fourth place 12s Nationals December Showdown



SHAN-YING BARR

- Third place Ipswich 12s Claycourt Nationals



DANE SWEENEY

- Runner-Up in two 12&U Italy ETAs



Australian Team Championships December Showdown (Melbourne)

12s Girls (1st place overall)

Daniela Kovacevic
Kyra Yap
Shan-Ying Barr
Carlos Cuadrado (Team Manager)

12s Boys (2nd place overall)

Alexander Crnokrak
Tommy Hamilton
Dane Sweeny
Clint Fyfe (Team Manager)

14s Girls (5th place overall)

Kaylah McPhee
Sarah Brown
Somer Dalla Bona
Gareth Keating (Team Manager)

14s Boys (4th place overall)

Jack Walton
Winter Meagher
Nathanael Consalvo
Graeme Brimblecombe (Team Manager)

4.2 COMPETING: GROW QUALITY COMPETITIVE OPPORTUNITIES

Tournaments & Competitions

The Queensland tournament and competitions program provides quality competitive opportunities for all participants. As such, Queensland hosted a number of high profile national and international events throughout the year including the Festival of Tennis in Ipswich, International Tennis Federation Junior Events, Winter Wonderland, Asia Pacific Tennis League and Pro Tour events in Toowoomba, Cairns, Ipswich and Bundaberg.

Tennis Queensland works with Tennis Australia and clubs to ensure tournaments maintain the spotlight on tennis in Queensland, and also provide spectators with access to quality tennis played by some of the world's top ranked juniors and emerging professionals.

Queensland Tournament Calendar and Sanctioning Process

Each year, clubs and associations can apply to host Australian Money Tournaments, Junior Tour events, Medibank Junior Development Series, MLC Tennis Hot Shots Tournaments, seniors and wheelchair events. The process ensures clubs provide a consistent standard at each tournament, thereby guaranteeing players access to top quality events. Tennis Queensland strives to minimise tournament clashes within regions and supports each tournament with the foundations to succeed.

Tennis Queensland distributed more than 5,000 tournament booklets to players, which contained a detailed tournament calendar and other useful competitor information. The use of Tennis Queensland's online interactive calendar and online entry system continues to increase, with all Australian ranking events now offering online entry to participants.

Tennis Queensland sanctioned 201 events in 2012/13, which was a slight consolidation of the previous year.

Tennis Queensland Tournaments

In addition to administering the state tournament circuit, Tennis Queensland organise the following state events:

Rod Laver Queensland Junior Tennis Championships, presented by Tennis & Gear Online

This event is one of the largest and well-known tournaments in the Australian Junior Tour calendar. The Rod Laver Junior Championships attracted 460 entrants from across Australia and abroad.

Tennis Queensland conducted the event using a qualifying/main draw format, which ensured players were separated into divisions depending on their Australian ranking and encouraged competitive tennis from a player's very first match. It also meant each individual had an opportunity to play a minimum of six matches for the event.

The 2012 event also incorporated the Rod Laver Lead In tournament, which provided valuable match play for all competitors prior to the start of the state championships. The Lead In event attracted 374 players and continues to grow every year.



Queensland Closed

The Queensland Closed Junior Championships were played late in October 2012. The event utilised venues across Brisbane and attracted a quality field of Queensland's leading juniors. The event attracted 219 players from around the state.

Queensland Junior Teams Carnival

The 2012 Queensland Junior Teams Carnival was held from 15-19 December 2012 over four venues in Brisbane. Eight teams participated in the competition. For the second year in a row, Northern New South Wales were included in the event joining seven regions from Queensland.


Metropolitan North won overall defending their title from 2011. Overall 331 athletes competed in the event with all players receiving a high number of quality matches throughout the team and individual Australian Ranking events.

Brisbane Open Age

In April 2013, Tennis Queensland conducted the Brisbane Open Age to coincide with the national clay court titles played in Ipswich. This gave Queensland and interstate players the option to play a circuit of events here in Queensland, with 324 players in this challenge.

Plexipave Queensland Open

The Plexipave Queensland Open is the most prominent Australian Money Tournament on the Queensland calendar. In 2013, the event attracted 233 players from across Australia, New Zealand and Asia. Robert Smeets (Brisbane) and Ashling Sumner (Brisbane) were both victorious at the twilight finals event. It was the third time both Smeets and Sumner had won the Queensland Open singles title.



Pro Tour

The lead in to the Australian Summer of Tennis started in September 2012 with the Cairns Tennis International. The event was well supported by the local Cairns tennis community with over 1200 school children participating in MLC Tennis Hot Shots and spectating throughout the week. Luke Saville (SA) won his maiden Pro Tour title while fellow Australian Sacha Jones moved into the top 150 players in the world by taking out the women's event.

The success and popularity of the event helped it win Tournament of the Year at the 2012 Queensland Tennis Awards and the event was also a finalist in the Most Outstanding Tournament category at the 2012 Newcombe Medal.

The Australian Pro Tour moved back to Queensland in March with back-to-back events completed in Ipswich and Bundaberg. The events provided a great showcase of Australia's leading talent featuring players such as James Duckworth, Jason Kubler, Dane Propoggia, Olivia Rogowska, Storm Sanders and Sally Peers.

Both events were well supported by the local tennis community with our Community Tennis Team doing a great job organising activations throughout the event. School children participated in MLC Tennis Hot Shots throughout the event whilst a Tennis Festival was held in Ipswich on the finals weekend for all of the local Tennis Ipswich players.

Tournament Planner and Online Entry

Tournament Planner is the Tennis Queensland tournament software and was introduced to clubs in 2009, with provision of the software and a licence. All Australian ranking tournaments use the program to conduct and promote their events. One of the most popular functions of the software is the online entry function that ensures effective and efficient management of events.

Tennis Queensland conducted five workshops throughout the year to ensure Tournament Directors and clubs were familiar and confident with the system.

Tournament Improvement Program

Sanction fees collected from Australian ranking events are put toward the Tournament Improvement Program fund, which supports a range of different initiatives throughout the year. Most notably these funds have assisted clubs to conduct standard based events and support coaches via the coach travel assistance program.

2012/13 TOURNAMENT RESULTS MEN’S

Australian Pro Tour

Tournament	Venue	Event	Winner	R/U	Score
2012 Cairns International	Cairns	Singles	Luke SAVILLE (AUS) (6)	Michael LOOK (1) (AUS)	6-1 7-6(3)
		Doubles	Adam FEENEY (AUS)/Nick LINDAHL (AUS)	Jay ANDRIJIC (AUS)/Andrew WHITTINGTON (AUS)	6-3 7-5
2012 Rockhampton International	Rockhampton	Singles			
		Doubles			
2013 City of Ipswich Tennis International	Ipswich	Singles	Colin EBELTHITE (AUS) (6)	Jonathon COOPER (AUS)	6-4 6-7(7) 6-2
		Doubles	Artem SITAK (NZL)/Jose STATHAM (NZL) (1)	Jacob GRILLS (AUS)/Dane PROPOGGIA (AUS)	6-3 6-1
2013 Bundaberg Tennis International	Bundaberg	Singles	James DUCKWORTH (AUS) (1)	Jason KUBLER (AUS) (3)	7-6(9) 6-2
		Doubles	Dane PROPOGGIA (AUS)/Jose STATHAM (NZL) (1)	Ryan AGAR (AUS)/Colin EBELTHITE (AUS) (2)	6-3 6-2

Major Queensland Titles

Tournament	Venue	Event	Winner	R/U	Score
2012 Cairns Platinum AMT	Cairns	Singles	Nick LINDAHL (3)	Jacob GRILLS (7)	6-1 6-1
		Doubles	Harry BOURCHIER/Adam FEENEY (2)	Michael LOOK/Gavin VAN PEPERZEEL (1)	6-3 6-2
2013 Caloundra Platinum AMT	Caloundra	Singles	Gavin VAN PEPERZEEL (3)	Michael LOOK (2)	6-1 7-5
		Doubles	Scott PUODZIUNAS/Gavin VAN PEPERZEEL (1)	Travis DRAGOJLO/Michael LOOK (2)	3-6 6-4 (10-6)
2013 Sunshine Coast Open Championships	Kawana	Singles	Abandoned due to rain	Abandoned due to rain	Abandoned due to rain
		Doubles	Abandoned due to rain	Abandoned due to rain	Abandoned due to rain
2013 Shaw Park Platinum AMT	Shaw Park	Singles	Robert SMEETS (3)	Michael LOOK (1)	5-7 6-2 6-0
		Doubles	Kaden HENSEL/Brandan MOORE (1)	Steven DE WAARD/Calum PUTTERGILL (2)	6-2 2-6 (10-7)
2013 Griffith University AMT	Griffith University	Singles	Brendon MOORE (8)	Michael LOOK (1)	Withdrawal
		Doubles	Steven DE WAARD/Calum PUTTERGILL (1)	Adam TAYLOR/Jason TAYLOR (3)	Abandoned due to rain
2013 Plexipave Queensland Open	QTC	Singles	Robert SMEETS (4)	Michael LOOK (1)	6-2 7-5
		Doubles	Steven DE WAARD/Calum PUTTERGILL (1)	Ryan SIMMONS/Ryan STIRLING	6-4 6-4

Major Queensland Titles

Tournament	Venue	Event	Winner	R/U	Score
2012 University Open Tennis Championships	University of QLD	Singles	Robert SMEETS (4)	Logan MACKENZIE (5)	6-2 6-4
		Doubles	Brendan MOORE/Gavin VAN PEPERZEEL (1)	Jonathon KNOWLMAN/Mitchell THAMS	6-2 3-6 (10-6)
2012 Caloundra Open Championships	Caloundra	Singles	Robert SMEETS (5)	Michael LOOK (1)	6-0 6-1
		Doubles	Brandon DALY-WALKIN/Anthony WHITE	Oliver ANDERSON/Gavin VAN PEPERZEEL	4-6 7-6(6) (10-7)
2013 Horizon Accounting Toowoomba 83rd Easter Gold Cup	Toowoomba	Singles	Kaden HENSEL (2)	Michael LOOK (1)	7-5 3-6 6-4
		Doubles	Steven DE WAARD/Scott PUODZIUNAS (1)	Todd LARKHAM/Dimitri MOROGIANNIS	(8-1)
2013 Tennyson Classic	QTC	Singles	Michael LOOK (1)	Steven DE WAARD (7)	6-7(4) 6-4 7-5
		Doubles	Steven DE WAARD/Calum PUTTERGILL (1)	Danial GROUNDWATER/Robert SMEETS	6-7(3) 6-2 (10-5)
2013 Ipswich Open Championships	Ipswich	Singles	Michael LOOK (1)	Maverick BANES (2)	Withdrawal
		Doubles	Luke GERRY/Mitchell THAMS (8)	Stephen GORT/Louis INGRAM (3)	6-3 6-4
2013 Gladstone Open	Gladstone	Singles	Calum PUTTERGILL (1)	Bradley CLEWS (2)	6-1 6-2
		Doubles	Ryan SIMMONS/Robert STIRLING (4)	Calum PUTTERGILL/Cole SMITH (2)	6-0 6-4
2012 Rod Laver QLD Junior Championships presented by Tennis & Gear Online	QTC	18/U	Colin SINCLAIR (3)	Robert STIRLING (1)	7-6(4) 1-6 6-1
		16/U	Mitchell ROBINS (4)	Justyn LEVIN (3)	6-2 6-1
		14/U	Jie DONG (4)	Jack WALTON (1)	4-6 7-6(1) 6-0
		12/U	Ching LAM (4)	Harrison BROWN (1)	7-6(0) 6-0
		10/U	Alex FURST (1)	Ryan WANG (7)	6-2 6-1
2012 Head QLD State Age	Rockhampton	18/U	Blake KEBBLEWHITE (2)	Damien MARSLAND (1)	7-6(4) 5-2 Retired
		16/U	Koby JANSEN (2)	Mitchell ROBINS (1)	6-4 6-2
		14/U	Nathanael CONSALVO (1)	Blake ELLIS (5)	6-3 6-4
		12/U	Rocco TAPLIN (3)	Thomas BRAITHWAITE (1)	6-0 6-4
		10/U	Max STEWART (1)	Aaron SOUTHERN (8)	6-2 6-1

2012/13 TOURNAMENT RESULTS WOMEN’S

Australian Pro Tour

Tournament	Venue	Event	Winner	R/U	Score
2012 Cairns International	Cairns	Singles	Sacha JONES (AUS) (1)	Ling ZHANG (HKG)	6-0 6-2
		Doubles	Monique ADAMCZAK (AUS)/Victoria LARRIERE (FRA) (3)	Tyra CALDERWOOD (AUS)/Tammi PATTERSON (AUS)	6-2 1-6 (10-5)
2012 Rockhampton International	Rockhampton	Singles	Olivia ROGOWSKA (AUS) (1)	Sacha JONES (AUS) (2)	0-6 6-3 6-2
		Doubles	Ayu-Fani DAMAYANTI (INA)/Lavinia TANANTA (INA)	Nicha LERTPITAKSINCHAI (THA)/Pearngtarn PLIPUECH (THA) (2)	5-7 7-6(2) (10-8)
2013 City of Ipswich Tennis International	Ipswich	Singles	Jelena PANDZIC (CRO)	Storm SANDERS (AUS)	7-5 2-6 6-2
		Doubles	Noppawan LERTCHEEWAKARN (THA)/Varatchaya WONGTEANCHAI (THA) (1)	Viktorija RAJICIC (AUS)/Storm SANDERS (AUS)	4-6 6-1 (10-8)
2013 Bundaberg Tennis International	Bundaberg	Singles	Viktorija RAJICIC (AUS)	Yurika SEMA (JPN) (5)	6-4 6-3
		Doubles	Su Jeong JANG (KOR)/So-Ra LEE (KOR)	Miki MIYAMURA (JPN)/Varatchaya WONGTEANCHAI (THA) (1)	7-6(4) 4-6 (10-8)

Major Queensland Titles

Tournament	Venue	Event	Winner	R/U	Score
2012 Cairns Platinum AMT	Cairns	Singles	Lizette CABRERA	Isabelle WALLACE (8)	5-7 6-4 7-6(2)
		Doubles	Mary-Ann BALINT/Joanne KARATIANA (3)	Lizette CABRERA/Olivia TJANDRAMULIA (4)	7-6(1) 7-5
2013 Caloundra Platinum AMT	Caloundra	Singles	Lyann HOANG (2)	Ashley SUMNER (4)	7-5 1-6 6-2
		Doubles	Jaimee GILBERTSON/Natalie ROGERS	Lyann HOANG/Ashling SUMNER (2)	2-6 7-6(5) (11-9)
2013 Sunshine Coast Open Championships	Kawana	Singles	Abandoned due to rain	Abandoned due to rain	Abandoned due to rain
		Doubles	Abandoned due to rain	Abandoned due to rain	Abandoned due to rain
2013 Shaw Park Platinum AMT	Shaw Park	Singles	Ashling SUMNER (6)	Shannon STAMENOVIC (7)	3-3 Retired
		Doubles	Andjela DJOKOVIC/Ashling SUMNER (2)	Charlotte FULLER/Cassie GRAMLICK (3)	6-1 6-4
2013 Griffith University AMT	Griffith University	Singles	Katherine WESTBURY (3)	Dianne HOLLANDS (2)	6-3 6-4
		Doubles	Deeon MLADIN/Chelsea TE TAI (4)	Michelle BRYCKI/Ebony PANOHO (8)	Abandoned due to rain
2013 Plexipave Queensland Open	QTC	Singles	Ashling SUMNER (7)	Katherine WESTBURY (3)	6-3 4-6 6-3
		Doubles	Deeon MLADIN/Chelsea TE TAI (2)	Jaimee GILBERTSON/Stephanie YAMADA (1)	6-4 2-6 (10-7)
2012 University Open Tennis Championships	University of QLD	Singles	Ebony PANOHO (2)	Shawnee-Ann BRELSFORD	6-2 6-0
		Doubles	Cassie GRAMLICK/Elizabeth JAMES (1)	Jackie LEE/Ebony PANOHO (3)	6-0 6-2

Major Queensland Titles cont.

2012 Caloundra Open Championships	Caloundra	Singles	Elizabeth JAMES (2)	Renee BINNIE (7)	6-2 6-2
		Doubles	Jaimee GILBERTSON/Cassie GRAMLICK (1)	Sarah BROWN/Kaylah MCPHEE (2)	6-2 6-2
2013 Horizon Accounting Toowoomba 83rd Easter Gold Cup	Toowoomba	Singles	Isabella HOLLAND (1)	Andjela DJOKOVIC (7)	6-1 6-0
		Doubles	Emma HAYMAN/Katie LEE (4)	Jaimee GILBERTSON/Gemma TAPSON (2)	(8-4)
2013 Tennyson Classic	QTC	Singles	Isabella HOLLAND (1)	Lyann HOANG (2)	6-3 6-3
		Doubles	Andjela DJOKOVIC/Ashling SUMNER (2)	Cassie GRAMLICK/Elizabeth JAMES (1)	2-6 6-4 (10-6)
2013 Ipswich Open Championships	Ipswich	Singles	Ashling SUMNER (3)	Kimberly BIRRELL (5)	6-1 6-3
		Doubles	Ashlee PRIDDEY/Alicia SMITH (4)	Ivana MARINOV/Karen PEARCE	6-4 6-1
2013 Gladstone Open	Gladstone	Singles	Katherine WESTBURY (1)	Elizabeth JAMES (2)	6-4 6-2
		Doubles	Taylor DOUGLAS/Natalie ROGERS (4)	Kaylah MCPHEE/Gemma TAPSON (2)	6-0 6-2
2012 Rod Laver QLD Junior Championships presented by Tennis & Gear Online	QTC	18/U	Charlotte FULLER	Jackie LEE	6-2 6-0
		16/U	Imogen CLEWS (2)	Natalie ROGERS (1)	5-7 6-2 6-2
		14/U	Kaylah MCPHEE (2)	Nicole KRAEMER (1)	6-1 4-6 6-4
		12/U	Dakota BROWN (5)	Olivia GADECKI (1)	Withdrawal
		10/U	Lara WALKER (2)	Mikayla ZAHIROVIC (1)	6-4 7-6(5)
2012 Head QLD State Age	Rockhampton	18/U	Olivia TJANDRAMULIA	Emily OLDICH	6-0 6-0
		16/U	Alicia SMITH	Brianna THOMPSON (2)	6-1 6-2
		14/U	Michaela HAET (2)	Isabella FRANKS (1)	6-2 5-7 3-4 Retired
		12/U	Hillary TJANDRAMULIA (5)	Josephine DOOLEY (2)	6-2 7-6(5)
		10/U	Rahne PARLE	Kate GRAHAM	6-1 6-4

Representative

Tournament	Venue	Event	Boy's	Girl's
2012 Medibank Junior Development Series State Finals		Rockhampton		
The Ken Hick/Murray Whitbread Trophy: NORTH QUEENSLAND				
		17/U	Ryan SCHWAB	Ashlee PRIDDEY
		15/U	Jack WALTON	Brittany ZIPF
		13/U	Adam WALTON	Tenika MCGIFFIN
		11/U	William TIMONEY	Mikayla ZAHIROVIC
2012 Queensland Junior Teams Carnival		Brisbane		
Regional Teams Shield: METROPOLITAN NORTH				
		17/U	Rhys JOHNSTON	Sammy GIBBS
		15/U	Daniel LANE	Simran SHAH
		13/U	Daniel GROUNDWATER	Tenika MCGIFFIN
		11/U	George DAVIS	Megan SMITH



Representative cont.

Tournament	Venue	Boy's	Girl's
2012 QLD STATE PRIMARY SCHOOL CHAMPIONSHIPS	Sunshine Coast	Overall Winner:	Met WEST
		Team	Sunshine COAST
		Individual	Dane SWEENEY
2012 NATIONAL PRIMARY SCHOOL CHAMPIONSHIPS	Perth		Daniela KOVACEVIC
		Bruce Cup Winner: NSW	
		Qld Overall Place: 3rd	
			Dane SWEENEY
			Milan BENNETT
			Patrick HARPER
			Lada BAGLAEVA
			Christopher LANE
			Josephine DOOLEY
			Santokh BAINS
			Yuri TAKAGI
			Cade BIRRELL
			Hillary TJANDRAMULIA
			Jack STEVENS
			Bryah GUILFOYLE
2013 QLD STATE SECONDARY SCHOOL CHAMPIONSHIPS	Toowoomba		
		Team	South Coast
		Individual	Damien MARSLAND
2013 NATIONAL SECONDARY SCHOOL CHAMPIONSHIPS	Adelaide		Natalie ROGERS
		Pizzey Cup Winner: NSW	
		Qld Overall Place: 3rd	
			Damien MARSLAND
			Natalie ROGERS
			Liam DAVENPORT
			Sammy GIBBS
			Joseph GERSBACH
			Kaylah MCPHEE
			Nash VOLLENWEIDER
			Christy SCOTT
			Ben SLADE
			Sarah BROWN
			Evan REWETI
			Gemma TAPSON
			Chris KERSWELL
			Kyra YAP
			Adam WALTON
			Uma NAYAR
		Captain	Liam DAVENPORT
			Sammy GIBBS
2013 FOUNDATION CUP	Sydney		
		Foundation Cup Boys Winner: NSW	
		Qld Overall Place: 3rd	
			Thomas BRAITHWAITE
			Tenika MCGIFFIN
			Jayden COURT
			Megan SMITH
			Brendon SCHULTZ
			Hillary TJANDRAMULIA
			Patrick MYLES
			Shannyn FLYNN

4.3 COACHES: DEVELOP A WORLD CLASS TALENT DEVELOPMENT NETWORK

At present, Queensland has 28 Talent Development coaches who work closely with the Coach and Talent Development Manager, Ashley Naumann.

Super 10s

Super 10s was introduced to Queensland in 2012 as a new, exciting and fun team based competition for players 10 and under. This competition will facilitate a culture of fair play, teamwork and acknowledgement amongst players, coaches and parents in a well-organised high quality structured team environment.

The new Super 10s series competition was piloted in Brisbane in November 2012 with the first actual season delivered in February 2013.

Talent Development (TD) Camps

TD camps continued to be a focal point for the Performance area in 2012/13. The camps provide training and competitive opportunities for leading Queensland 12 and under athletes and also offered the athletes' parents further educational opportunities about tennis development. A number of private coaches also participated, assisting with the delivery as well as taking part in a wide range of on and off-court professional development activities.

Table 4.3.1 Talent Development Camp Summary

Talent Development Camps – 2012/13	Athletes	Coaches
Regional Camp – Ipswich (July, 2012)	30	6
Regional Camp – Townsville (September, 2012)	40	8
State Camp – QTC, Brisbane (October, 2012)	32	29
Brisbane International Exhibitions (January, 2013)	16	4
Regional Camp – Toowoomba (March, 2013)	16	9
Inter-Academy Challenge – QTC, Brisbane (April, 2013)	66	20
Regional Camp – Bundaberg (May, 2013)	30	10
National 10/U Camp – AIS, Canberra (May, 2013)	5	5
Total	235	91

The Inter-Academy Team Challenge

The Inter-Academy Team Challenge was a highlight of the 2013 calendar. A total of 16 teams from across Queensland came together to represent their tennis club, centre, academy or region in this team-based competition. Teams consisted of two male and two female players, 12 years or under.

After three days of intense competition, the Pro-One Tennis Academy from the Gold Coast defended their title overcoming last year's finalist, TFP Academy from the Sunshine Coast. Numerous development awards were also given out, including the Ultimate Competitor, Best Team Player, Risk Taker, and Sportsmanship Award.

More than 50 parents attended the Inter-Academy Challenge and participated in educational sessions conducted by National Academy Sport Psychologist, Anthony Klarica, about "Developing Culture". Robert Barty, the father of Fed Cup player and Wimbledon Doubles Finalist Ashleigh Barty, also gave the parents some great advice about their children's tennis development. Overall, the event was a great success and will feature again in 2014.

5. BRISBANE INTERNATIONAL A WORLD-CLASS EVENT FOR QUEENSLAND



5.1 SUPERSTARS: ATTRACT THE BEST POSSIBLE PLAYERS TO COMPETE IN BRISBANE

A crowd of 88,135 spectators enjoyed the experience of the Brisbane International 2013, making it the second highest number of fans to ever visit the tournament. At the conclusion of the event Andy Murray had won his second successive Roy Emerson Trophy and Serena Williams continued her rise back towards the top of world rankings taking home the Evonne Goolagong-Cawley Trophy for the first time. Arguably the two highest profile players in their respective draws reigned supreme - a fact not lost on the spectators who experienced their magic throughout the week.

In 2013, eight of the top 10 females and five of the top 10 males entered the Brisbane International - by far the strongest line up ever announced. The event did however experience some unfortunate withdrawals. Subsequently, the second half of the 2012/13 financial year has centred on delivering another robust player field for the 2014 tournament.

5.2 SPECTATORS: CREATE A MAGICAL SPECTATOR EXPERIENCE TO MAXIMISE ATTENDANCES

Even though it is apparent that the players drive interest in the event, the importance of presenting a total entertainment product inclusive of initiatives off the court is critical to maximising spectator enjoyment at the Queensland Tennis Centre. In 2012 and 2013 the Brisbane International was presented with the ATP International Group Best Fan Experience award as voted by ATP members. The 2012 tournament was also awarded Queensland's "Best Sporting Event" at the December Q-Sport Awards.

These accolades recognised the experience that fans enjoyed whilst at the Brisbane International both on and off court. The key factors in determining both awards was the world class player fields, innovative ideas like Kids Tennis Day & the Tennis Central entertainment precinct, plus the intimacy of Pat Rafter Arena at capacity with strong crowds.

The evolution of the Tennis Central entertainment precinct will continue to be focus as this area has been identified as a space to drive further growth. The introduction of new sponsor activations for patrons attending the event will also be a priority as will the Suncorp Sunwise Kids Day - which celebrates its third anniversary in 2014. This initiative gives the opportunity for all children 16 years and under to experience the tennis for free and enjoy many of the activities that will be on offer. Continuing the focus of spectator enjoyment, the event will continue to reinvest in ways that encourage patrons to attend, and continually engage with the tournament.

The importance of presenting a total entertainment product off court at the Brisbane International is critical to continued spectator enjoyment at the Queensland Tennis Centre. The tournaments ability to deliver the Tennis Central entertainment precinct is also starting to reap benefits with new partners continually being introduced to the tournament and interested in leveraging their association with the event via off court activities. This provides a tangible outcome for spectators who get the ability to enjoy the varied sponsor activations provided.

Continuing the focus of spectator enjoyment, the event will continue to reinvest in ways that encourage patrons to attend, and continually engage with the tournament. On site temporary infrastructure is currently being reviewed and it is likely that some new initiatives will be seen at the Queensland Tennis Centre for the Brisbane International 2014.



5.3 TENNIS: LEVERAGE THE BI FOR TENNIS IN QUEENSLAND

Brisbane International Trophy Tour

The BI Trophy Tour visited all regions of Queensland before making its way to Brisbane.

- West Region - 3rd - 10th August
- Far North Region - 1st - 7th September
- Central Region - 18th - 23rd September
- Gold Coast Region - 10th - 11th October
- South Region - 20th - 26th October
- Sunshine Coast Region - 5th - 6th November
- Metropolitan Region - 7th to 9th November

The Trophy Tour engaged 5,544 students (1,294 the previous year) through the MLCTHS Tennis in Schools program and 1,449 participants (650 the previous year) through Tennis Festivals held at affiliated centres in the afternoon.

All affiliate and community activations included the fastest serve machine, MLCTHS, Cardio Tennis, community BBQ's, face painters, kids passports, Terry the Tennis Ball and the chance for guests to be photographed with the Brisbane International trophies. The trophy tour was embraced by all the clubs and surrounding communities.

Brisbane International Activations

Pat Rafter Arena Showcases

- Three MLCTHS showcases
- Forty-eight MLCTHS participants
- Four Cardio Tennis showcases
- Thirty-two Cardio Tennis participants

Tennis Central Showcases

- Sixteen Cardio Tennis showcases

Show Court 1 (before play)

- Five MLCTHS showcases
- Eighty MLCTHS participants

Kids Day

- Over 2000 kids signed up to attend the Brisbane International Kids Day
- All kids under the age of 16 were granted free entry into the grounds with more games, activities and player appearances

Kids Zone

- Our Kids Zone was featured daily with exciting tennis games and MLC Tennis Hot Shots from 30/12/12 through to 6/1/13

DIRECTORS' REPORT

Your Directors present this report on Royal Queensland Lawn Tennis Association Ltd ("the Association") for the year ended 30 June 2013.

Directors

The names of each person who has been a director during the year and up to the date of this report are:

- Mr K Laffey (President)
- Ms L Taylor (Treasurer)
- Mr D Kingston
- Mr R Rolfe
- Mr M Whitbread
- Mr P Robertson
- Mr A Harris (commenced November 2012)
- Mr M Ford (retired November 2012)

Directors have been in office since the start of the financial year to the date of this report unless otherwise stated.

Principal Activities

The principal activity of the Association during the financial year was to manage the sport of Tennis in Queensland, through the core business areas of: community tennis, tournaments, player development, technical services, marketing and public relations, finance and administration and the Queensland Tennis Centre. There were no significant changes to the principal activities of the Association during the year.

The Association's short and long term objectives are:

- To foster increased community engagement through effective communication and enhanced benefits of affiliation and membership.
- To develop an increased number of facilities that demonstrate contemporary facility management practices and provides more places to play tennis.
- To provide an increased number of opportunities for participation in the sport, and enrich individual's involvement by enhancing coach development.
- To provide an athlete development pathway that utilizes a sound talent development framework, best practice training environments, and competitive opportunities.
- To provide strong leadership through sound commercial practice and corporate governance.

To achieve these objectives, the company has adopted the following strategies:

Engagement – Increase and improve communication with stakeholders; activate community interest through promotion and events; assist clubs to attract new players and retain existing members; and grow the benefits of affiliation and membership.

Places to play – Support affiliates to develop contemporary and sustainable facility management practices; build more courts in high need and predicted population growth areas; encourage affiliates to upgrade existing facilities; and maximise the utilisation of the Queensland Tennis Centre and Regional Tennis Centres.

Participation – Activate an introduction to tennis for all; provide quality competitive and social opportunities; utilize schools to grow the participation base; and increase the number of qualified coaches.

Performance – Identify, train and transition Queensland athletes; grow quality competitive opportunities; and develop a world-class talent development network.

Governance – Optimise revenue potential and control costs to maximise the return to Tennis; effectively manage risk; attract, develop and retain quality staff; and ensure best practice company administration.

Corporate Governance

The past 12 months have seen the directors focus heavily on governance matters and the need for continual improvement as best practice. During the year, the board has adopted a Board Charter to assist directors in their duties, as well as individual charters for the Finance and Audit, Risk and Tournament Committees to ensure consistency and alignment with board functions. In addition, the board established a Communication Reference Group to assist the board and executive in the vitally important area of communications. It was also pleasing to find that the annual survey of directors has seen an improvement in all areas of board performance and governance in the past 12 months.

Meetings of Directors

During the financial year, 9 meetings of directors (including committees meetings) were held. Attendances by each director were as follows:

	(A)	(B)	(C)	(D)
Ken Laffey	6	6	3	3
Leonie Taylor	6	5	3	3
Doug Kingston	6	6		
Peter Robertson	6	6	3	3
Ross Rolfe	6	3		
Murray Whitbread	6	6		
Alan Harris	4	4		
Mike Ford	2	0		

(A) Board meetings eligible to attend.

(B) Board meetings attended.

(C) Finance & Administration/Audit meetings eligible to attend.

(D) Finance & Administration/Audit meetings attended.

ROYAL QUEENSLAND LAWN TENNIS ASSOCIATION LTD ABN 60 009 713 544
FINANCIAL REPORT FOR THE YEAR ENDED 30 JUNE 2013

Information on Directors

Name of Director	Qualifications, experience and special responsibilities
Ken Laffey	<ul style="list-style-type: none"> • Director since November 2008, and President since May 2009 • Regional Member from 1998 until 2009 • Past President, Tennis Coaches Australia (Qld) • Past President, Tennis Brisbane • Tennis Centre Owner
Leonie Taylor	<ul style="list-style-type: none"> • Director and Treasurer since May 2010 • Director, Bentleys (Qld) Pty Ltd • Director, Qld Police Citizens Youth Welfare Association Limited • Former Director and Chairman. North Qld Bulk Ports Limited
Doug Kingston	<ul style="list-style-type: none"> • Director since November 2009 • Tennis Administrator and promoter since 1978 • Project Implementation manager, North Queensland Bio-Energy Corporation • Former journalist, sports editor and marketing manager, Townsville Bulletin newspaper
Peter Robertson	<ul style="list-style-type: none"> • Director since November 2010 • Co-founder Saltbush Software (1980 – 1991) • Co-founder Renard Developments Pty Ltd (1990 – Current) • Co-founder Emission Capital Management Ltd (2010 – Current) • Member of St Margaret's School Council (2011 – Current) • Former member and chair of the Brisbane City Works Board (2001 – 2006) • Former member of the Brisbane City Council Business group Board (2003 – 2005)
Ross Rolfe	<ul style="list-style-type: none"> • Director from November 2002 until November 2005 and Director since 2007 • Chair WDS • Chair, CS Energy • Director, Infigen Energy • Managing Director, Lend Lease Resources Infrastructure
Murray Whitbread	<ul style="list-style-type: none"> • Director since November 2009 • Chairperson – Central Regional Assembly since 2005 • Regional Member since 1997
Alan Harris	<ul style="list-style-type: none"> • Director from November 2012 • Regional Member since 2001 • Director - Alan Harris Tennis School, Mackay • Tournament Director Junior Development Series 1999 to present • Tournament Director Mid-north QLD Open 1980 to present • Vice-President magpies Rugby League Football Club 2013 • Recipient: National Recognition Award for Contribution to Sport from John Howard

The Association is incorporated under the Corporations Act 2001 and is a company limited by guarantee. If the Association is wound up, the constitution states that each member is required to contribute to a maximum of \$10 each towards any outstanding obligations of the Association. At 30 June 2013, the total amount that members of the company are liable to contribute if the Association is wound up is \$310. (2012: \$290).

Auditor's Independence Declaration

The lead auditor's independence declaration for the year ended 30 June 2013 has been received and can be found on page 45.

Signed in accordance with the resolution of the Board of Directors.



KEN LAFFEY
PRESIDENT



LEONIE TAYLOR
TREASURER

**AUDITOR'S INDEPENDENCE DECLARATION UNDER S 307C
OF THE CORPORATIONS ACT 2001 TO THE DIRECTORS OF
ROYAL QUEENSLAND LAWN TENNIS ASSOCIATION LIMITED**

As lead audit partner for the audit of the financial report of Royal Queensland Lawn Tennis Association Limited for the year ended 30 June 2013, I declare that to the best of my knowledge and belief, there have been:

- a) No contraventions of the auditor independence requirements of the *Corporations Act 2001* in relation to the audit; and
- b) No contraventions of any applicable code of professional conduct in relation to the audit.

Yours faithfully


Lawler Hacketts Audit

Shaun Lindemann
Partner

Brisbane, 14th October 2013

Lawler Hacketts Audit
 ABN 33 873 151 348

Brisbane
 Level 3, 549 Queen Street
 Brisbane QLD 4000 Australia

telephone 07 3839 9733
 facsimile 07 3832 1407

www.lawlerhacketts.com.au

advice@lawlerhacketts.com.au

Liability limited by a scheme approved
 under Professional Standards Legislation

Declaration by Directors

The directors of Royal Queensland Lawn Tennis Association Ltd ("the Association") declare that:

1. The financial statements and notes, as set out in pages 49 - 66 are in accordance with the Corporations Act 2001, and:-
 - (a) comply with Australian Accounting Standards; and
 - (b) give a true and fair view of the financial position as at 30 June 2013 and of the performance for the year ended on that date of the Association.
2. In the directors' opinion, there are reasonable grounds to believe that the Association will be able to pay its debts as and when they become due and payable.

Signed in accordance with a resolution of the Board of Directors.



KEN LAFFEY
 PRESIDENT



LEONIE TAYLOR
 TREASURER

Brisbane, 14th October 2013.



INDEPENDENT AUDITOR'S REPORT TO THE MEMBERS OF ROYAL QUEENSLAND LAWN TENNIS ASSOCIATION LTD

Report on the Financial Report

We have audited the accompanying financial report of Royal Queensland Lawn Tennis Association Ltd ("the company"), which comprises the statement of financial position as at 30 June 2013, and the statement of comprehensive income, statement of changes in equity and statement of cash flows for the year ended on that date, a summary of significant accounting policies and other explanatory information and the directors' declaration.

Directors' Responsibility for the Financial Report

The directors of the company are responsible for the preparation of the financial report that gives a true and fair view in accordance with Australian Accounting Standards (including the Australian Accounting Interpretations) and the Corporations Act 2001 and for such internal controls as the directors determine is necessary to enable the preparation of the financial report that is free from material misstatement, whether due to fraud or error.

Auditor's Responsibility

Our responsibility is to express an opinion on the financial report based on our audit. We conducted our audit in accordance with Australian Auditing Standards. Those standards require that we comply with relevant ethical requirements relating to audit engagements and plan and perform the audit to obtain reasonable assurance whether the financial statements are free from material misstatement.

An audit involves performing procedures to obtain audit evidence about the amounts and disclosures in the financial report. The procedures selected depend on the auditor's judgment, including the assessment of the risks of material misstatement of the financial report, whether due to fraud or error. In making those risk assessments, the auditor considers internal control relevant to the entity's preparation of the financial report that gives a true and fair view in order to design audit procedures that are appropriate in the circumstances, but not for the purpose of expressing an opinion on the effectiveness of the entity's internal control. An audit also includes evaluating the appropriateness of accounting policies used and the reasonableness of accounting estimates made by the directors, as well as evaluating the overall presentation of the financial statements.

We believe that the audit evidence we have obtained is sufficient and appropriate to provide a basis for our audit opinion.

Lawler Hacketts Audit
ABN 33 873 151 348

Brisbane
Level 3, 549 Queen Street
Brisbane QLD 4000 Australia

telephone 07 3839 9733
facsimile 07 3832 1407

www.lawlerhacketts.com.au

advice@lawlerhacketts.com.au

Liability limited by a scheme approved
under Professional Standards Legislation



INDEPENDENT AUDITOR'S REPORT TO THE MEMBERS OF ROYAL QUEENSLAND LAWN TENNIS ASSOCIATION LTD (continued)

Independence

In conducting our audit, we have complied with the independence requirements of the *Corporations Act 2001*.

Auditor's Opinion

In our opinion, the financial report of Royal Queensland Lawn Tennis Association Ltd is in accordance with the Corporations Act 2001, including:

- (i) Giving a true and fair view of the company's financial position as at 30 June 2013 and of its performance for the year ended on that date; and
- (ii) complying with Australian Accounting Standards and the *Corporations Regulations 2001*.

Lawler Hacketts Audit

**Shaun Lindemann
Partner**

Brisbane, 14th October 2013

ROYAL QUEENSLAND LAWN TENNIS ASSOCIATION LTD ABN 60 009 713 544

Statement of Comprehensive Income for the Year Ended 30 June 2013

	NOTES	2013 \$	2012 \$
Revenue from ordinary activities	2	3,497,809	3,309,602
Expenses from ordinary activities			
Player Development		(151,277)	(160,241)
Community Tennis		(1,218,845)	(1,002,765)
Tournament Program		(313,596)	(348,683)
Technical Services		(230,213)	(216,459)
Marketing and Public Relations		(147,266)	(164,406)
Finance and Administration		(605,384)	(664,926)
Queensland Tennis Centre		(530,931)	(553,170)
Depreciation		(5,863)	(31,987)
		(3,203,375)	(3,142,637)
Surplus from operating activities before income tax expense		294,434	166,965
Revenue from other activities	4	239,598	4,758
Expenses from other activities	4	(422,059)	(60,249)
Regional Tennis Facilities Program		-	-
Rental expense for State Tennis Centre		(48,658)	(60,100)
Net surplus after other activities before income tax		63,315	51,374
Income tax expense	1 (b)	-	-
Net surplus after other activities		63,315	51,374
Other comprehensive income			
Net gain/(loss) on revaluation of available for sale financial assets, net of tax		(3,587)	(188,962)
Other comprehensive income for the year		(3,587)	(188,962)
Total comprehensive income for the year attributable to members of the entity		59,728	(137,588)

The accompanying notes form part of these financial statements

Statement of Financial Position as at 30 June 2013

	NOTES	2013 \$	2012 \$
CURRENT ASSETS			
Cash and cash equivalents	5	2,061,104	2,640,563
Trade and other receivables	6	656,670	735,920
Financial assets	7	2,325,132	2,237,015
Prepaid expenses	8	92,505	85,914
TOTAL CURRENT ASSETS		5,135,411	5,699,412
NON-CURRENT ASSETS			
Prepaid expenses	9	776,667	816,667
Property, plant and equipment	10	25,704	9,076
TOTAL NON-CURRENT ASSETS		802,371	825,743
TOTAL ASSETS		5,937,782	6,525,155
CURRENT LIABILITIES			
Trade and other payables	11	699,997	668,462
Provisions	12	204,744	178,067
Deferred revenue	13	1,499,121	2,211,834
TOTAL CURRENT LIABILITIES		2,403,862	3,058,363
NON-CURRENT LIABILITIES			
Provisions	14	21,306	13,906
TOTAL NON-CURRENT LIABILITIES		21,306	13,906
TOTAL LIABILITIES		2,425,168	3,072,269
NET ASSETS		3,512,614	3,452,886
EQUITY			
Retained surplus		3,529,060	3,465,745
Financial assets reserve		(16,446)	(12,859)
TOTAL EQUITY		3,512,614	3,452,886

The accompanying notes form part of these financial statements

ROYAL QUEENSLAND LAWN TENNIS ASSOCIATION LTD ABN 60 009 713 544
NOTES TO THE FINANCIAL STATEMENTS FOR THE YEAR ENDED 30 JUNE 2013

ROYAL QUEENSLAND LAWN TENNIS ASSOCIATION LTD ABN 60 009 713 544
NOTES TO THE FINANCIAL STATEMENTS FOR THE YEAR ENDED 30 JUNE 2013

Statement of Changes In Equity for the Year Ended 30 June 2013

2012	Retained surplus	Financial asset reserve*	TOTAL
Balance at beginning of year	3,414,371	176,103	3,590,474
Net surplus for the year	51,374	-	51,374
Other comprehensive income	-	(188,962)	(188,962)
Balance at 30 June 2012	3,465,745	(12,859)	3,452,886
2013	Retained surplus	Financial asset reserve*	TOTAL
Balance at beginning of year	3,465,745	(12,859)	3,452,886
Net surplus for the year	63,315	-	63,315
Other comprehensive income	-	(3,587)	(3,587)
Balance at 30 June 2013	3,529,060	(16,446)	3,512,614

* Financial asset reserve records revaluation increments and decrements (that do not represent impairment write-downs) that relate to financial assets that are classified as available-for-sale

The accompanying notes form part of these financial statements

Statement of Cash Flows for the Year Ended 30 June 2013

	NOTES	2013 \$	2012 \$
Cash flows from operating activities:			
Receipts from customers/sponsors		3,273,096	4,391,499
Payments to suppliers and employees		(3,872,812)	(5,514,435)
Dividends and interest received		42,748	39,848
Net cash provided/ (used) in operating activities	15(b)	(556,968)	(1,083,088)
Cash flows from investing activities:			
Payments for purchases of PP&E		(22,491)	(8,174)
Proceeds from sale of investments		-	858,011
Net cash provided from/(used in) investing activities		(22,491)	849,837
Cash flows from financing activities:			
Repayments for lease liabilities		-	-
Net cash provided from financing activities		-	-
Net increase / (decrease) in cash held		(579,459)	(233,251)
Cash and cash equivalents at beginning of year		2,640,563	2,873,814
Cash and cash equivalents at end of year	15(a)	2,061,104	2,640,563

The accompanying notes form part of these financial statements

1. Summary of Significant Accounting Policies

The financial statements are for Royal Queensland Lawn Tennis Association Ltd ("the Association") as an individual entity incorporated and domiciled in Australia. Royal Queensland Lawn Tennis Association Ltd is a company limited by guarantee.

a) Basis of Preparation

The financial report is a general purpose financial report that has been prepared in accordance with Australian Accounting Standards (including Australian Accounting Interpretations) and the Corporations Act 2001. The Company is a not-for-profit entity for financial reporting purposes under Australian Accounting Standards

Australian Accounting Standards set out accounting policies that the AASB has concluded would result in a financial report containing relevant and reliable information about transactions, events and conditions. Material accounting policies adopted in the preparation of this financial report are presented below and have been consistently applied unless otherwise stated.

The financial report has been prepared on an accruals basis and is based on historical costs, modified, where applicable, by the measurement at fair value of selected non-current assets, financial assets and financial liabilities.

The financial report was authorised for issue on 14th October 2013 by the Directors of the Association.

b) Income Tax

The Association is exempt from income tax under section 50-45 of the Income Tax Assessment Act. Accordingly no provision for income taxes has been made in these financial statements.

c) Revenue recognition

Revenue is measured at the fair value of the consideration received or receivable. Amounts disclosed as revenue are net of returns, trade allowances, rebates and amounts collected on behalf of third parties.

The Association recognises revenue when the amount of revenue can be reliably measured, it is probable that future economic benefits will flow to the entity and specific criteria have been met for each of the Association's activities as described below. The amount of revenue is not considered to be reliably measurable until all contingencies relating to the sale have been resolved. The Association bases its estimates on historical results, taking into consideration the type of customer, the type of transaction and the specifics of each arrangement.

Revenue is recognised for the major business activities as follows:

Grants

Grant revenue is recognised in the statement of comprehensive income when the entity obtains control of the grant and it is probable that the economic benefits gained from the grant will flow to the entity and the amount of the grant can be measured reliably.

If conditions are attached to the grant which must be satisfied before it is eligible to receive the contribution, the recognition of the grant as revenue will be deferred until those conditions are satisfied.

When grant revenue is received whereby the entity incurs an obligation to deliver economic value directly back to the contributor, this is considered a reciprocal transaction and the grant revenue is recognised in the statement of financial position as a liability until the service has been delivered to the contributor, otherwise the grant is recognised as income on receipt.

Grants from the government and Tennis Australia are recognised at their fair value where there is a reasonable assurance that the grant will be received and the Association will comply with all attached conditions.

Government grants relating to costs are deferred and recognised in the statement of comprehensive income over the period necessary to match them with the costs that they are intended to compensate.

Registration fees

Registration fee revenue is received annually over calendar years, and is recognised in the period it is earned.

Interest Revenue

Interest revenue is recognised using the effective interest rate method, which for floating rate financial assets is the rate inherent in the instrument.

Dividends

Dividends are recognised as revenue when the right to receive payment is established.

Other Revenue

Other revenue comprises revenue earned from the provision of products or services and is recognised when the goods are provided, or when the fee in respect of services is receivable.

All revenue is stated net of the amount of goods and services tax (GST).

d) Cash and cash equivalents

Cash includes cash on hand and deposits with an original maturity of three months or less.

e) Financial Instruments

Initial recognition and measurement

Financial assets and financial liabilities are recognised when the entity becomes a party to the contractual provisions to the instrument. For financial assets, this is equivalent to the date that the Association commits itself to either purchase or sell the asset (ie trade date accounting is adopted). Financial instruments are initially measured at fair value plus transactions costs except where the instrument is classified 'at fair value through profit or loss' in which case transaction costs are expensed to profit or loss immediately.

Classification and subsequent measurement

Financial instruments are subsequently measured at either fair value, amortised cost using the effective interest rate method or cost. Fair value represents the amount for which an asset could be exchanged or a liability settled, between knowledgeable, willing parties. Where available, quoted prices in an active market are used to determine fair value. In other circumstances, valuation techniques are adopted.

1. SUMMARY OF SIGNIFICANT ACCOUNTING POLICIES (continued)

Amortised cost is calculated as:

- (i) the amount at which the financial asset or financial liability is measured at initial recognition;
- (ii) less principal repayments;
- (iii) plus or minus the cumulative amortisation of the difference, if any, between the amount initially recognised and the maturity amount calculated using the effective interest method; and
- (iv) less any reduction for impairment.

The effective interest method is used to allocate interest income or interest expense over the relevant period and is equivalent to the rate that exactly discounts estimated future cash payments or receipts (including fees, transaction costs and other premiums or discounts) through the expected life (or when this cannot be reliably predicted, the contractual term) of the financial instrument to the net carrying amount of the financial asset or financial liability. Revisions to expected future net cash flows will necessitate an adjustment to the carrying value with a consequential recognition of an income or expense in profit or loss.

- (i) Financial assets at fair value through profit or loss

Financial assets are classified at 'fair value through profit or loss' when they are held for trading for the purpose of short-term profit taking, or where they are derivatives not held for hedging purposes, or when they are designated as such to avoid an accounting mismatch or to enable performance evaluation where a group of financial assets is managed by key management personnel on a fair value basis in accordance with a documented risk management or investment strategy. Such assets are subsequently measured at fair value with changes in carrying value being included in profit or loss.

- (ii) Loans and receivables

Loans and receivables are non-derivative financial assets with fixed or determinable payments that are not quoted in an active market and are subsequently measured at amortised cost.

- (iii) Held-to-maturity investments

Held-to-maturity investments are non-derivative financial assets that have fixed maturities and fixed or determinable payments, and it is the entity's intention to hold these investments to maturity. They are subsequently measured at amortised cost.

- (iv) Available-for-sale financial assets

Available-for-sale financial assets are non-derivative financial assets that are either not capable of being classified into other categories of financial assets due to their nature, or they are designated as such by management. They comprise investments in the equity of other entities where there is neither a fixed maturity nor fixed or determinable payments.

Available-for-sale financial assets are included in non-current assets, except for those which are expected to be disposed of within 12 months after the end of the reporting period.

They are subsequently measured at fair value with changes in such fair value (ie gains or losses) recognised in other comprehensive income (except for impairment losses and foreign exchange gains and losses). When the financial asset is derecognised, the cumulative gain or loss pertaining to that asset previously recognised in other comprehensive income is reclassified into profit or loss.

- (v) Financial liabilities

Non-derivative financial liabilities (excluding financial guarantees) are subsequently measured at amortised cost.

FAIR VALUE

Fair value is determined based on current bid prices for all quoted investments. Valuation techniques are applied to determine the fair value for all unlisted securities, including recent arm's length transactions, reference to similar instruments and option pricing models.

IMPAIRMENT

At the end of each reporting period, the entity assesses whether there is objective evidence that a financial instrument has been impaired. In the case of available-for-sale financial instruments, a prolonged decline in the value of the instrument is considered to determine whether an impairment has arisen. Impairment losses are recognised in the statement of comprehensive income.

DERECOGNITION

Financial assets are derecognised where the contractual rights to receipt of cash flows expires or the asset is transferred to another party whereby the entity no longer has any significant continuing involvement in the risks and benefits associated with the asset. Financial liabilities are derecognised where the related obligations are either discharged, cancelled or expired. The difference between the carrying value of the financial liability, which is extinguished or transferred to another party and the fair value of consideration paid, including the transfer of non-cash assets or liabilities assumed, is recognised in profit or loss.

f) Plant and Equipment

Plant and equipment are measured on the cost basis less depreciation and impairment losses.

The carrying amount of plant and equipment is reviewed annually by directors to ensure it is not in excess of the recoverable amount from these assets. The recoverable amount is assessed on the basis of the expected net cash flows that will be received from the assets employment and subsequent disposal. The expected net cash flows have been discounted to their present values in determining recoverable amounts.

Plant and equipment that have been contributed at no cost, or for nominal cost are valued and recognised at the fair value of the asset at the date it is acquired.

Depreciation

The depreciable amount of all fixed assets including buildings and capitalised lease assets, but excluding freehold land, is depreciated on a straight line basis over the asset's useful life to the entity commencing from the time the asset is held ready for use. Leasehold improvements are depreciated over the shorter of either the unexpired period of the lease or the estimated useful lives of the improvements.

The depreciation rates used for each class of depreciable assets are:

CLASS OF FIXED ASSET	DEPRECIATION RATE
Plant and equipment	25% - 33%

g) Leases

Operating leases are leases under which the lessors effectively retain substantially all of the risks and benefits of ownership of lease items. Payments under operating leases are charged as expenses on a straight-line basis over the lease term.

h) Employee entitlements

Provision is made for the Association's liability for employee benefits arising from services rendered by employees to the end of the reporting period. Employee benefits that are expected to be settled within one year have been measured at the amounts expected to be paid when the liability is settled. Employee benefits payable later than one year have been measured at the present value of the estimated future cash outflows to be made for those benefits. In determining the liability, consideration is given to employee wage increases and the probability that the employee may not satisfy vesting requirements. Those cash outflows are discounted using market yields on national government bonds with terms to maturity that match the expected timing of cash flows.

i) Trade and Other Payables

Trade and other payables represent the liability outstanding at the end of the reporting period for goods and services received by the Association during the reporting period which remain unpaid. The balance is recognised as a current liability with the amounts normally paid within 30 days of recognition of the liability.

j) Comparative Figures

Where required by Accounting Standards, comparative figures have been adjusted to conform to changes in presentation for the current financial year.

When an entity applies an accounting policy retrospectively, makes a retrospective restatement or reclassifies items in its financial statements, which materially impact the financial performance or position presented, a statement of financial position as at the beginning of the earliest comparative period must be disclosed.

k) Goods and Services Tax (GST)

Revenues, expenses and assets are recognised net of the amount of GST, except where the amount of GST incurred is not recoverable from the Tax Office. In these circumstances, the GST is recognised as part of the cost of acquisition of the asset or as part of an item of the expense. Receivables and payables in the balance sheet are shown inclusive of GST.

Cash flows are presented in the statement of cash flows on a gross basis, except for the GST component of investing and financing activities, which are disclosed as operating cash flows.

l) Impairment of Assets

At the end of each reporting period, the entity reviews the carrying values of its tangible and intangible assets to determine whether there is any indication that those assets have been impaired. If such an indication exists, the recoverable amount of the asset, being the higher of the asset's fair value less costs to sell and value in use, is compared to the asset's carrying value. Any excess of the asset's carrying value over its recoverable amount is expensed to the statement of comprehensive income.

Where the future economic benefits of the asset are not primarily dependent upon the asset's ability to generate net cash inflows and when the entity would, if deprived of the asset, replace its remaining future economic benefits, value in use is determined as the depreciated replacement cost of an asset.

Where it is not possible to estimate the recoverable amount of an assets class, the entity estimates the recoverable amount of the cash-generating unit to which the class of assets belong.

Where an impairment loss on a revalued asset is identified, this is debited against the revaluation surplus in respect of the same class of asset to the extent that the impairment loss does not exceed the amount in the revaluation surplus for that same class of asset.

m) New Accounting Standards for Application in Future Periods

A number of new standards, amendments to standards and interpretations are effective from annual periods beginning after 1 July 2012, and have not been applied in preparing these financial statements. The Associations assessment of the new and amended pronouncements that are relevant to the company but applicable in future reporting periods is set out below:

- AASB 9: Financial Instruments (December 2010) and AASB 2010–7: Amendments to Australian Accounting Standards arising from AASB 9 (December 2010) (applicable for annual reporting periods commencing on or after 1 January 2013). These Standards are applicable retrospectively and include revised requirements for the classification and measurement of financial instruments, as well as recognition and derecognition requirements for financial instruments.

ROYAL QUEENSLAND LAWN TENNIS ASSOCIATION LTD
ABN 60 009 713 544

NOTES TO THE FINANCIAL STATEMENTS FOR THE YEAR ENDED 30 JUNE 2013

The key changes made to accounting requirements include:

- simplifying the classifications of financial assets into those carried at amortised cost and those carried at fair value;
- simplifying the requirements for embedded derivatives;
- removing the tainting rules associated with held-to-maturity assets;
- removing the requirements to separate and fair value embedded derivatives for financial assets carried at amortised cost;
- allowing an irrevocable election on initial recognition to present gains and losses on investments in equity instruments that are not held for trading in other comprehensive income. Dividends in respect of these investments that are a return on investment can be recognised in profit or loss and there is no impairment or recycling on disposal of the instrument;
- requiring financial assets to be reclassified where there is a change in an entity's business model as they are initially classified based on: (a) the objective of the entity's business model for managing the financial assets; and (b) the characteristics of the contractual cash flows; and
- requiring an entity that chooses to measure a financial liability at fair value to present the portion of the change in its fair value due to changes in the entity's own credit risk in other comprehensive income, except when that would create an accounting mismatch. If such a mismatch would be created or enlarged, the entity is required to present all changes in fair value (including the effects of changes in the credit risk of the liability) in profit or loss.

The Association has not yet been able to reasonably estimate the impact of these pronouncements on its financial statements.

AASB 13: Fair Value Measurement and AASB 2011–8: Amendments to Australian Accounting Standards arising from AASB 13 (applicable for annual reporting periods commencing on or after 1 January 2013).

AASB 13 defines fair value, sets out in a single Standard a framework for measuring fair value, and requires disclosures about fair value measurement.

AASB 13 requires:

- inputs to all fair value measurements to be categorised in accordance with a fair value hierarchy; and
- enhanced disclosures regarding all assets and liabilities (including, but not limited to, financial assets and financial liabilities) measured at fair value.

These Standards are not expected to significantly impact the Association.

The Association does not plan to adopt this standard early and the extent of the impact has not been determined.

n) Economic Dependency

The Association receives grant funding from the Queensland State Government and Tennis Australia Limited that forms an integral part of the revenue used by the Association to achieve its short and long term objectives. At the date of this report the Board of Directors has no reason to believe the Queensland State Government and Tennis Australia Limited will not continue to support the Association.

ROYAL QUEENSLAND LAWN TENNIS ASSOCIATION LTD ABN 60 009 713 544
NOTES TO THE FINANCIAL STATEMENTS FOR THE YEAR ENDED 30 JUNE 2013

ROYAL QUEENSLAND LAWN TENNIS ASSOCIATION LTD ABN 60 009 713 544
NOTES TO THE FINANCIAL STATEMENTS FOR THE YEAR ENDED 30 JUNE 2013

2. Revenue

	2013	2012
	\$	\$
Operating activities:		
Annual Association registration fees	274,437	487,266
Tournaments and activities receipts, sponsorships, subsidies	3,092,194	2,598,421
Interest and Investment income	131,178	223,915
	3,497,809	3,309,602

3. Expenses

	2013	2012
	\$	\$
Surplus before tax includes the following specific expenses:		
Expenses:		
Depreciation of non-current assets		
- Plant and equipment	5,863	31,987
Rental expenses relating to operating leases	93,460	103,841
Employee benefit expenses	1,397,975	1,279,384
Bad and doubtful debts expense	191,936	3,717

4. Revenue/Expenses from other Activities

	2013	2012
	\$	\$
Income		
Regional Tennis Centres	239,599	4,758
	239,599	4,758
Expenses		
Regional Tennis Centres	422,059	59,982
Flood fightback plan funding	-	267
	422,059	60,249

5. Cash and Cash Equivaients

	2013	2012
	\$	\$
Cash on hand	560	500
Cash at bank	2,060,544	2,640,063
	2,061,104	2,640,563

6. Trade and Other Receivables

	2013	2012
	\$	\$
Trade debtors	566,313	615,328
Sundry debtors	90,357	120,592
	656,670	735,920

Due to the short term nature of these receivables, their carrying amount is assumed to approximate their fair value. Trade debtors above is shown net of a provision for impairment of \$214,430 (2012: \$3,300)

7. Financial Assets

	2013	2012
	\$	\$
Available-for-sale financial assets:		
Investments at fair value		
- Fixed interest securities	2,274,933	2,233,993
- Managed funds	50,199	3,022
	2,325,132	2,237,015

8. Prepaid Expenses - Current

	2013	2012
	\$	\$
Prepayments	52,505	45,914
Prepayments – State office lease	40,000	40,000
	92,505	85,914

9. Prepaid Expenses – Non Current

	2013	2012
	\$	\$
Prepayments - State office lease	776,667	816,667
	776,667	816,667

10. Plant and Equipment

	2013	2012
	\$	\$
Plant and Equipment		
Cost	308,017	285,525
Accumulated depreciation	(282,313)	(276,449)
	25,704	9,076

Reconciliations of the carrying amounts of each class of property, plant and equipment at the beginning and end of the current financial period as set out below:

	2013	2012
	\$	\$
Opening carrying amount	9,076	32,889
Additions	22,491	8,174
Disposals	-	-
Depreciation	(5,863)	(31,987)
Closing carrying amount	25,704	9,076

11. Trade and Other Payables

	2013	2012
	\$	\$
Trade creditors	97,265	182,255
Sundry creditors and accruals	602,732	486,207
	699,997	668,462

Due to the short term nature of these payables, their carrying amount is assumed to approximate their fair value.

12. Current Liabilities - Provisions

	2013	2012
	\$	\$
Provision for annual leave	117,229	110,205
Provision for long service leave	87,515	67,862
	204,744	178,067

	2013	2012
	\$	\$
Analysis of provisions		
Opening balance	191,973	142,967
Additional provision raised	149,968	84,814
Amounts used	(115,892)	(35,808)
Closing balance	226,050	191,973

13. Deferred Revenue

	2013	2012
	\$	\$
Income Received in Advance	299,012	842,943
Deferred Foundation Funds	197,254	199,943
Deferred RTFP Funds	1,002,855	1,168,957
	1,499,121	2,211,834

14. Non-Current Liabilities – Provisions

	2013	2012
	\$	\$
Provision for long service leave	21,306	13,906
	21,306	13,906

15. Cash Flow Information

(a) **Reconciliation of Cash**
Cash at the end of the financial period shown in the statement of cash flows is reconciled to the related items in the balance sheet as follows:

	2013	2012
	\$	\$
Cash (Note 5)	2,061,104	2,640,563

(b) **Reconciliation of the net deficit after tax to the net cash flows from operations:**

	2013	2012
	\$	\$
Surplus after tax	63,315	51,374

	2013	2012
	\$	\$
Depreciation	5,863	31,987
Net income on investments (re-invested)	(91,705)	(143,506)
Realised loss on investments	-	11,293

Changes in assets and liabilities:		
	2013	2012
	\$	\$
(Increase)/decrease in receivables	79,251	1,020,632
(Increase)/decrease in prepayments	33,409	51,916
Increase/(decrease) in payables and accruals	31,535	(1,827,647)
Increase/(decrease) in provisions	34,077	49,006
Increase/(decrease) in deferred income	(712,713)	(328,143)
Net cash from/(used) in Operating Activities	(556,968)	(1,083,088)

16. Capital And Leasing Commitments

(a) Operating Lease Commitments (Premises)
The Association is currently under a 25 year lease agreement in relation to the office premises at the Queensland Tennis Centre, with no further rent payable over the period of the lease. The total rent of \$1,000,000 for the period of the lease was prepaid in 2009 and is being expensed over the period of the lease on a straight line basis (Refer to notes 8 and 9).

ROYAL QUEENSLAND LAWN TENNIS ASSOCIATION LTD ABN 60 009 713 544
NOTES TO THE FINANCIAL STATEMENTS FOR THE YEAR ENDED 30 JUNE 2013

- (b) Operating Lease Commitments (Other)
Non cancellable operating lease rentals are payable as follows:

	2013	2012
	\$	\$
Less than one year	26,257	39,791
Between one and five years	6,240	32,497
More than five years	-	-
	32,497	72,288

17. Financial Risk Management

- (a) The Association's principal financial investments comprise cash, cash equivalents, and fixed interest securities.

The Association's investment portfolio, including residual funds held by Perpetual Trustee Company Limited, is managed by an external manager, Godfrey Pembroke. The Association's investment risk relates primarily to credit risk, and interest rate risk, and is managed by:

- diversifying investments both across and within asset classes;
- ensuring investments in the Association's portfolio are approved investments;
- maintaining a disciplined asset allocation process via the identification of an appropriate long term strategic asset allocation, coupled with reviews and rebalancing

The Association does not enter into derivative transactions.

- (b) **Interest rate risk**

The Association's exposure to interest rate risks and the effective weighted interest rates for classes of financial assets and financial liabilities, both recognised and unrecognised at the balance date, are as follows:

2013:

Financial Asset	Note	Floating Interest	Fixed Interest	Non-interest bearing	Total
Cash and cash equivalents	5	2,060,544	-	560	2,061,104
Receivables	6	-	-	656,670	656,670
Financial assets	7	58,503	2,266,629	-	2,325,132
Total		2,119,047	2,266,629	657,230	5,042,906
Weighted average interest rate		4.12%	4.25%	-	

Financial Liability	Note	Floating Interest	Fixed Interest	Non-interest bearing	Total
Trade and other payables	11	-	-	669,997	669,997
Total		-	-	669,997	669,997
Weighted average interest rate		-	-	-	-
Net financial asset/(liability)		2,119,047	2,266,629	(12,767)	4,372,909

2012:

Financial Asset	Note	Floating Interest	Fixed Interest	Non-interest bearing	Total
Cash and cash equivalents	5	2,640,063	-	500	2,640,563
Receivables	6	-	-	735,920	735,920
Financial assets	7	74,061	2,016,610	-	2,090,671
Total		2,714,124	2,016,610	736,420	5,467,154
Weighted average interest rate		3.75%	6.09%	-	

Financial Liability	Note	Floating Interest	Fixed Interest	Non-interest bearing	Total
Trade and other payables	11	-	-	668,462	668,462
Total		-	-	668,462	668,462
Weighted average interest rate		-	-	-	-
Net financial asset		2,714,124	2,016,610	67,958	4,798,692

At 30 June 2013, if interest rates had moved up or down by 1%, with all other variables held constant, the surplus/(deficit) for the year would have been affected as follows:

	2013	2012
	\$	\$
+ 1% (100 basis points) decrease/ (increase)	(21,218)	(27,141)
- 1% (100 basis points) decrease/ (increase)	21,218	27,141

- (c) **Market risk**

Market risk arises from investments in Australian and International equity securities. To limit this risk the Association diversifies its portfolio.

The aggregate net fair values of recognised financial assets and financial liabilities at balance date approximate the carrying values.

- (d) **Credit risk exposures**

The Association's maximum exposure to credit risk at balance date in relation to each class of recognised financial asset is the carrying amount of the assets as indicated in the balance sheet.

- (e) **Net fair values**

The fair values of financial assets and financial liabilities are approximated by their carrying amounts as presented above.

18. Capital Risk Management

Management controls the capital of the Association in order to maintain a good debt to equity ratio, and to ensure that the Association can fund its operations and continue as a going concern. The Association's capital is supported by financial assets. There are no externally imposed capital requirements.

Management effectively manages the Association's capital by assessing the Association's financial risks and adjusting its capital structure in response to changes in these risks and in the market.

There have been no changes to the strategy adopted by management to control the capital of the Association since the previous year.

19. Members' Guarantee

The Association is a company limited by guarantee. There is no authorised or issued share capital. If the Association is wound up, the liability of the members is limited to \$10 each (2012: \$10). As at 30 June 2013 the Association had 31 members (2012: 29).

20. Auditors' Remuneration

	2013	2012
	\$	\$
Lawler Hacketts Audit		
Audit of the financial report	25,400	26,000
	25,400	26,000

The auditors receive no other benefits from the Association.

21. Remuneration Of Directors

There was no income paid and payable, or otherwise made available in respect of the financial year, to all Directors of Royal Queensland Lawn Tennis Association Ltd, directly or indirectly, from the entity or any related party.

There were 8 Directors (2012: 8) in office during the year. The Directors received no remuneration for the services they performed during their time in office.

22. Related Party Disclosures

The names of each person holding position of Director of Royal Queensland Lawn Tennis Association Ltd at any time during the financial year are:

K Laffey, L Taylor, M Ford, D Kingston, R Rolfe, M Whitbread, P Robertson and A Harris.

During the year, no other transactions occurred between the Association and member/director-related entities that were not within normal employee, customer or supplier relationships on terms and conditions no more favourable than those available to other employees, customers or suppliers, being the performance of contracts of employment; and the reimbursement of expenses.

There were no amounts of remuneration received or due and receivable by the Directors from the Association.

Key management personnel compensation

Key management personnel are:

Cameron Pearson (Chief Executive Officer), Darren Sibraa (Office Manager, resigned April 2013), Travis Atkinson (Head of Tennis, commenced August 2012), Michael Blomer (Facilities Development Manager), Matt Richards (Tournaments Manager), and Elia Hill (Community Tennis Manager).

Tennis Australia makes a contribution toward Key Management Personnel remuneration totalling \$183,657 (2012: \$93,240). Therefore the net cost to Tennis Queensland is \$605,913 (\$453,798)

ROYAL QUEENSLAND LAWN TENNIS ASSOCIATION LTD ABN 60 009 713 544
NOTES TO THE FINANCIAL STATEMENTS FOR THE YEAR ENDED 30 JUNE 2013

	Salary \$	Super \$	Bonus \$	Non-Cash Benefits \$	Long Service Leave Paid \$	Total \$
2013						
Total compensation	637,969	63,294	65,000	-	23,307	789,570
2012						
Total compensation	476,497	45,541	25,000	-	-	547,038

23. Events After The Reporting Period

Other than the following, the Directors are not aware of any significant events since the end of the reporting period.

24. Entity Details

The registered office of the Association is:

Level 9
123 Albert Street
Brisbane
QLD 4000

The principal place of business is:

190 King Arthur Terrace
Tennyson
QLD 4105

DISCLAIMER

The additional information presented on the following pages is in accordance with the books and records of the Royal Queensland Lawn Tennis Association Ltd, which have been subjected to the auditing procedures applied in our statutory audit of the association for the year ended 30 June 2013. It will be appreciated that our audit did not cover all details of the additional information. Accordingly, we do not express an opinion on such financial information and no warranty of accuracy or reliability is given.

In accordance with our Firm policy, we advise that neither the Firm nor any member or employee of the Firm undertakes responsibility arising in any way whatsoever to any person (other than the association) in respect of such information, including any errors or omissions therein, arising through negligence or otherwise however caused.

Lawler Hacketts

Lawler Hacketts Audit

S. Lindemann

**Shaun Lindemann
Partner**

Brisbane, 14th October 2013

Lawler Hacketts Audit
ABN 33 873 151 348

www.lawlerhacketts.com.au

Brisbane
Level 3, 549 Queen Street
Brisbane QLD 4000 Australia
telephone 07 3839 9733
facsimile 07 3832 1407
advice@lawlerhacketts.com.au

Liability limited by a scheme approved
under Professional Standards Legislation

Detailed Income Statement for the Year Ended 30 June 2013

	2013 \$	2012 \$
OPERATING REVENUE		
Affiliation fees	350,218	217,877
Ball sales	19,556	30,230
Course fees	-	-
Court hire	63,019	50,273
Entry fees	123,460	104,264
Foundation revenue	-	7,700
Fundraising income	1,198	2,205
Government grants	373,686	338,094
Interest income	39,474	39,848
Investment income	91,704	184,067
Memberships	274,437	487,266
Other grants	20,000	27,741
Player contributions	8,049	5,461
Project management income	64,972	67,001
Publication sales	-	-
Rental income	177,376	166,695
Room hire	80,066	97,646
Sanction fees	50,007	37,680
Sponsorship	295,297	245,057
Subscription income	-	-
Sundry income	985	864
TA grants & contributions	1,447,641	1,184,863
Ticket sales	16,664	14,770
TOTAL REVENUE	3,497,809	3,309,602
LESS OPERATING EXPENSES		
Advertising & promotions	51,803	72,225
Allowances paid	3,600	1,473
Audit fees	23,823	36,791
Bad debts	23,144	3,717
Ball purchases	24,116	32,146
Bank charges	2,343	1,421
Cleaning	44,644	45,762
Club grants	17,435	17,772
Computer expenses	5,512	4,835
Conferences & forums	43,416	72,109
Consultancy	11,357	49,716
Council rates	26,158	25,545
Court hire	77,825	87,382
Court supervisor expenses	7,181	3,567
Depreciation	5,863	31,987
Development initiatives	124,314	157,619
Electricity	123,046	76,783
Exhibition tours	21,214	23,537
FBT	14,086	11,301
Foundation expenses	-	7,700
Functions	42,497	76,350
Insurance	72,139	39,791
Legal fees	39,675	86,839
Memorabilia storage & development	6,214	5,908


ROYAL QUEENSLAND LAWN TENNIS ASSOCIATION LTD ABN 60 009 713 544**Detailed Income Statement for the Year Ended 30 June 2013**

	2013 \$	2012 \$
OPERATING EXPENSES (continued)		
Loss on sale of investments	-	11,293
National Academy expenses	27,646	2,212
Payroll Tax	19,245	6,289
Photocopier expenses	10,339	8,182
Postage & courier	28,146	26,518
Printing	45,686	38,362
Prize money & trophies	143,479	88,552
Referees	15,223	12,330
Regional Initiative Program	59,591	60,996
Regional Participants Grants	12,000	23,968
Rent	43,478	43,001
Repairs & maintenance	74,944	118,762
Salaries	1,302,726	1,165,111
Security	44,533	42,358
Sponsor servicing	27,807	31,983
Staff recruitment	2,840	-
Staff amenities	3,512	2,902
Staff training	5,570	755
Stationery	7,649	7,995
Subscriptions	1,411	200
Subsidies	77,035	68,316
Sundry expenses	5,359	6,906
Superannuation	100,885	91,201
Telephone	38,262	41,216
Ticket purchases	8,674	11,396
Tournament director expenses	2,222	4,487
Tournament expenses	3,681	1,788
Travel & accommodation	189,920	163,120
Uniforms	3,552	4,118
Workers compensation	2,341	4,002
Xstrata program	84,214	82,042
TOTAL OPERATING EXPENSES	3,203,375	3,142,637
NET SURPLUS / (DEFICIT)	294,434	166,965
PLUS REVENUE FROM OTHER ACTIVITIES		
Regional Centres	239,598	4,758
LESS EXPENSES FOR OTHER ACTIVITIES		
Regional Centres	(422,059)	(59,982)
Flood fightback plan	-	(267)
Financial Commitment for State Tennis Centre	(48,658)	(60,100)
NET SURPLUS / (DEFICIT) AFTER OTHER ACTIVITIES	63,315	51,374

MAJOR PARTNERS



CORPORATE PARTNERS



SPONSORS AND SUPPLIERS



Tennis Queensland would like to sincerely thank our partners and sponsors, whose support assists us to reach our goal of making tennis a part of life for every Queenslander.





Royal Queensland Lawn Tennis Association
trading as Tennis Queensland

190 King Arthur Terrace
TENNYSON QLD 4105

PO Box 2366
GRACEVILLE QLD 4075

T +61 7 3120 7900
F +61 7 3120 7929

ABN: 60 009 713 544
ACN: 009 713 544

tennis.com.au/qld
facebook.com/tennisqueensland
twitter.com/tennisqld