TENNIS PARTICIPATION IN NEW SOUTH WALES

January – December 2020

PARTICIPATION BY ACTIVITY

Tennis ranks in the top 10 of most popular participation activities for adults and children.

ADULTS

Tennis - 10

1. walking. 2. fitness/gym. 3. swimming. 4. athletics (includes track, field, jogging and running). 5. cycling. 6. bush walking. 7. yoga. 8. football/soccer. 9. golf.

CHILDREN

Tennis - 8

1. swimming. 2. football/soccer. 3. gymnastics. 4. dancing (recreational). 5. athletics (includes track, field, jogging and running). 6. netball. 7. rugby league. 9. basketball. 10. cricket.

ADULTS

230,000 MALE

160,600 FEMALE

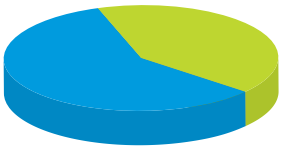

390,600 TOTAL

CHILDREN

42,400 BOYS

25,400 GIRLS

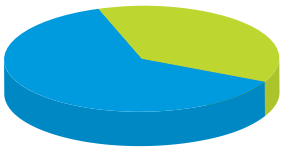

67,800 TOTAL

Adult participation rates increased by 14%*

Tennis was a popular sport of choice for adults during the Covid-19 lockdown.

Children participation rates decreased by 6.5%*

Most sports experienced a downturn in children's participation rates, due to Covid-19 lockdowns.

TENNIS PARTICIPATION IN AUSTRALIA

57% MALE **43%** FEMALE

63% BOYS **37%** GIRLS

TENNIS IS A SPORT FOR LIFE.

Tennis stands out as having one of the most evenly distributed age profiles, with participants ranging from **15-55+** years of age.



TENNIS IS THE THIRD MOST POPULAR CLUB SPORT ACTIVITY IN NSW.

NSW ACCOUNTS FOR 35.8 PERCENT OF TENNIS PARTICIPANTS ACROSS AUSTRALIA

HOW WE PLAY

64.2% of adult participation is organised

45.1% of adult participation is organised through a club or association

35.9% of adult 15+ participation is non-organised

41% take part at least once per week

MOTIVATIONS

57% of participants play for fun/ enjoyment

54% of participants play for social reasons

8% of participants play for performance / competition

THE OPPORTUNITY

517,665 considering participating in tennis

THE RISK

116,313 at risk of dropping out, or having already dropped out

*since the last reporting period

Source: Sport Australia, 2021. AusPlay results. https://www.clearinghouseforsport.gov.au/research/ausplay/results