

HOW TO ENTER TOURNAMENTS ONLINE VIA TOURNAMENTS WEBSITE AND STRIPE PAYMENT GATEWAY

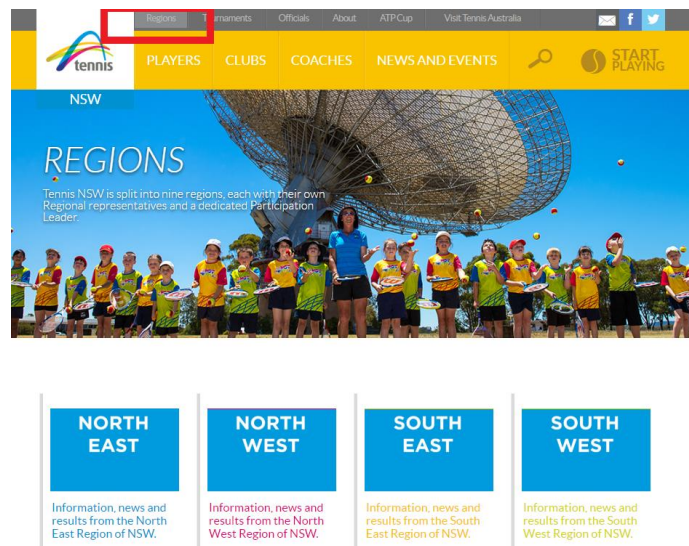
Please Note

Players will be prompted to add their My Tennis ID Number before submitting their first entry. If you are unaware of your My Tennis ID, please call Tennis Australia Customer Support on 1800 PLAY TENNIS (1800 752 983).

Step 1:

To enter JDS tournaments online, players can go to <https://www.tennis.com.au/nsw/regions>

Select your region to find information, updates and upcoming tournament dates



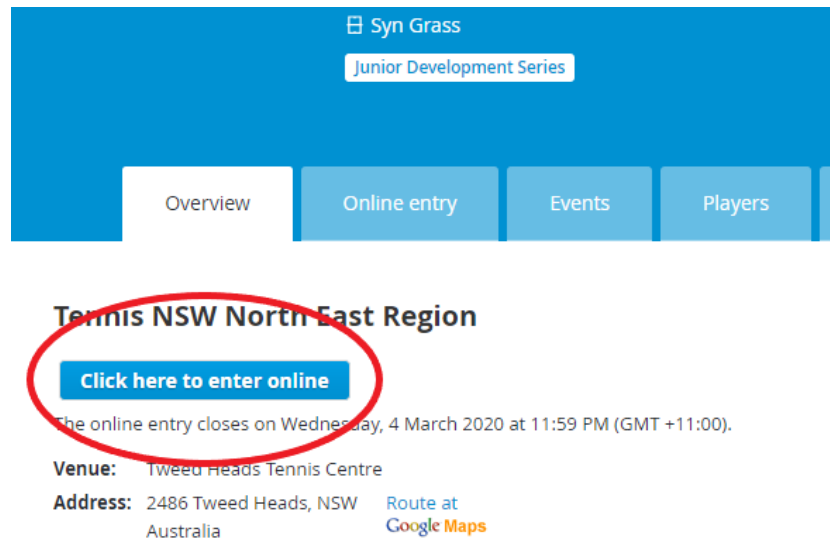
Step 2:

Once a player has found the tournament they wish to enter, they need to click on the **tournament name** to be taken to the tournament home page.

23-Feb-20	North East-Upper	2020 Grafton JDS	19/02/2020	Kim Taylor & Amber Molloy
08-Mar-20	North East-Upper	2020 Tweed Heads JDS	4/03/2020	Kim Taylor & Amber Molloy
08-Mar-20	North East-Lower	2020 Taree JDS	4/03/2020	Kim Taylor & Eli Baylis

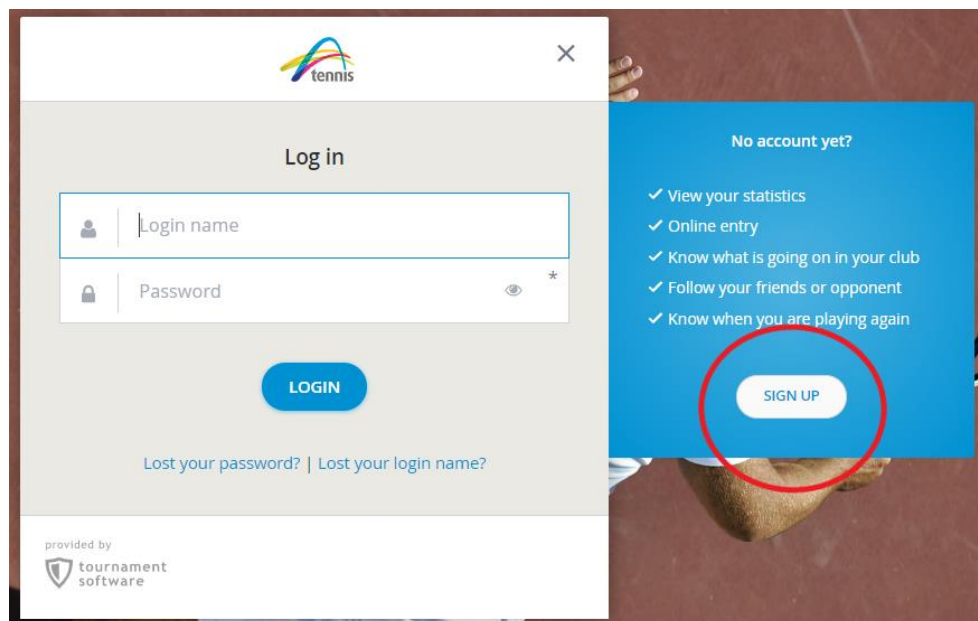
Step 3:

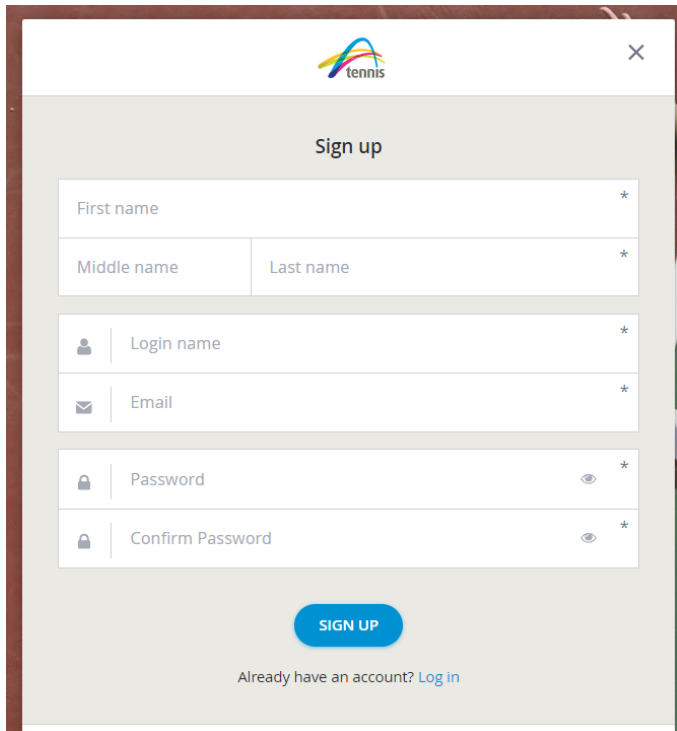
After finding the tournament home page, players need to click the “**click here to enter online**” button circled in red.



Step 4:

To enter a tournament, players must register for a Tournament Planner account. This is free of charge and will allow for all personal details to be pre-populated each time they enter a tournament.





Sign up

First name *

Middle name Last name *

Login name *

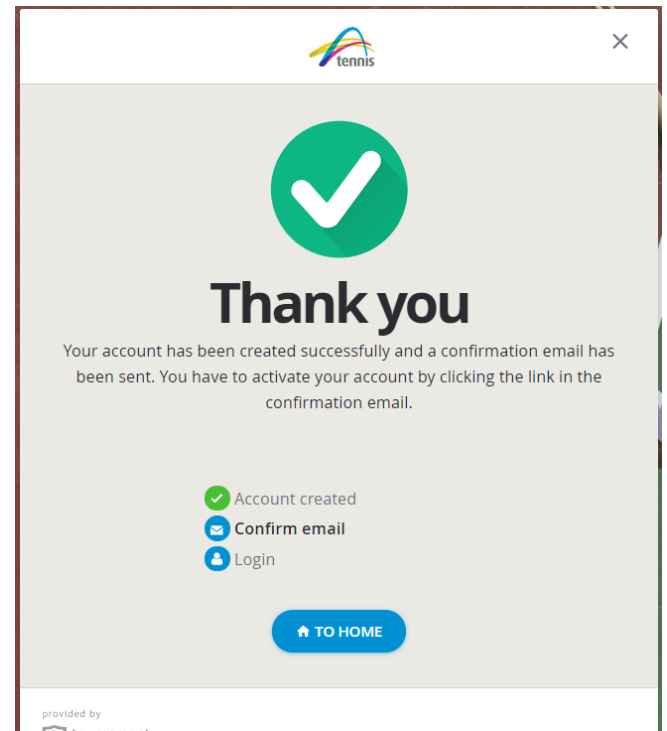
Email *

Password *

Confirm Password *

SIGN UP

Already have an account? [Log in](#)



Thank you

Your account has been created successfully and a confirmation email has been sent. You have to activate your account by clicking the link in the confirmation email.

- Account created
- Confirm email
- Login

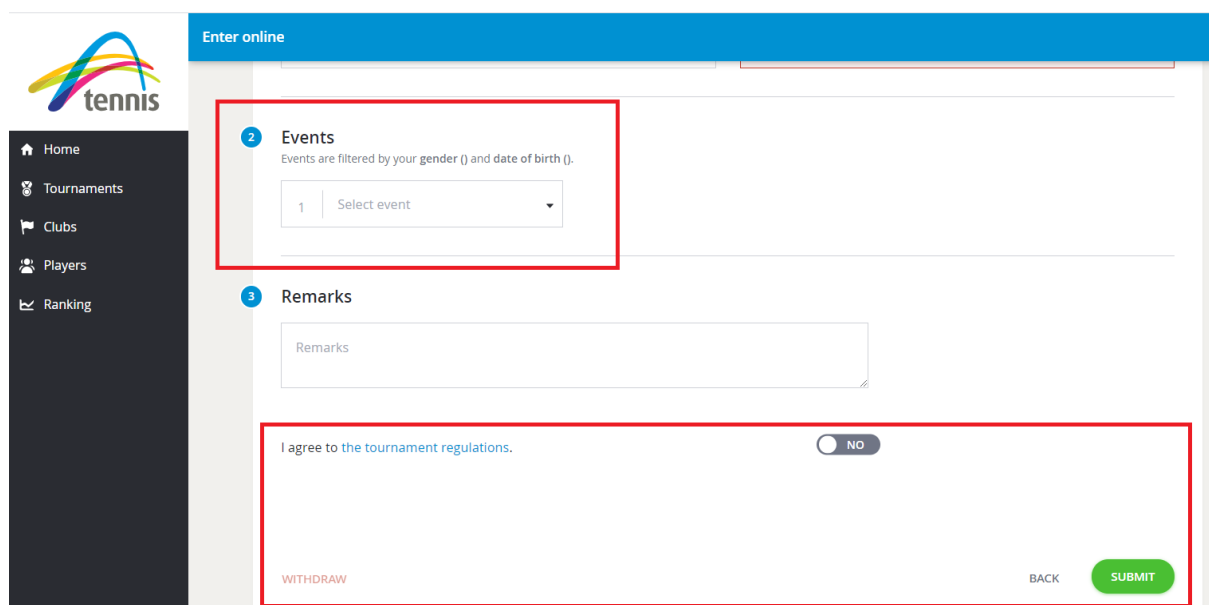
TO HOME

provided by tournament

After users have completed their account information, they will be asked to log into their e-mail account and verify your e-mail address. The confirmation e-mail from Tournament Planner should arrive instantaneously. Open the e-mail and click on the link to complete the process of signing up for an account.

Step 5:

Ensure all personal details are correct and you have agreed to the Tournament Regulations



Enter online

2 Events
Events are filtered by your gender () and date of birth ().

1 Select event

3 Remarks

Remarks

I agree to the tournament regulations. ☐ NO

WITHDRAW BACK **SUBMIT**

Step 6:

The final step involves going through the payment process through the Stripe link. Users must click on the "Stripe" link to be directed to the payment screen.

Online Entry

Payment for your online entry into 2020 Tweed Heads #1 JDS (NE).

INFORMATION

Payment

Choose your payment method

 **Stripe**
Use your Stripe to pay for your online entry.



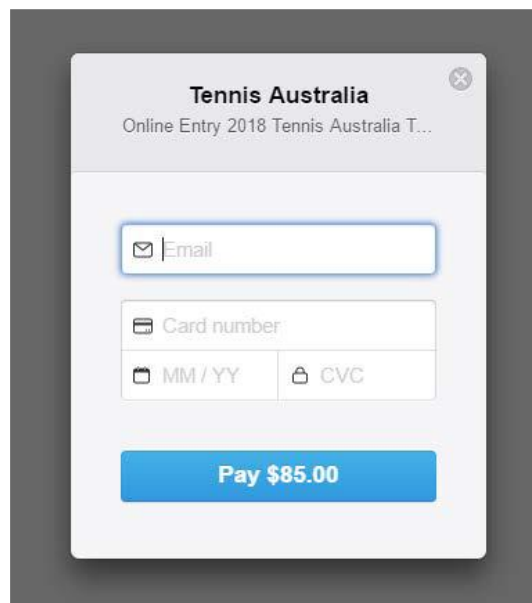
Online Entry	
14/Under Boys Singles	\$25.00
Total	\$25.00

BACK

PAY

In the payment screen, users are directed to complete their credit card details. They should input their credit card number without spaces. Please be aware that only VISA, MasterCard and American Express are the only credit cards accepted. Once completed, users must click the "Pay \$" button.

There will be a very clear message that the payment has been successful and that it will not allow users to process another payment for the same tournament.



Tennis Australia

Online Entry 2018 Tennis Australia T...

Email

Card number

MM / YY CVC

Pay \$85.00

QUESTIONS

If players have any questions regarding the online entry procedure, please do not hesitate to direct them to contact Tennis Australia's customer support team via phone 1800 PLAY TENNIS (1800 752 983) or email customersupport@tennis.com.au