

ANZ TENNIS HOT SHOTS PRIMARY SCHOOL COMPETITION GRADE 3 & 4

National Guidelines

Tennis Australia, in conjunction with school sport associations, is pleased to offer a pathway for students to participate in tennis during primary school. This new Primary School Competition uses modified equipment, numeric scoring and mixed gendered teams. The competition progresses from District/Zone Gala Days to Region Finals and finally culminates in a State Championship.

The exciting introduction of the ANZ Tennis Hot Shots (ANZTHS) Competition, specifically for students in grades 3 to 6, is not just about selecting the best students, but encouraging participation, providing a positive experience playing tennis, growing friendships and giving students the opportunity to represent their school in a team environment. For the majority of students, this may be their first experience representing their school.

Equipment Specifics:

- 21, 23 or 25 inch ANZ Tennis Hot Shots racquets for participating players
- Low compression (25%) red tennis balls
- 3m or 6m ANZ Tennis Hot Shots nets as required; alternatively barrier tape may also be used
- Drop down lines as required

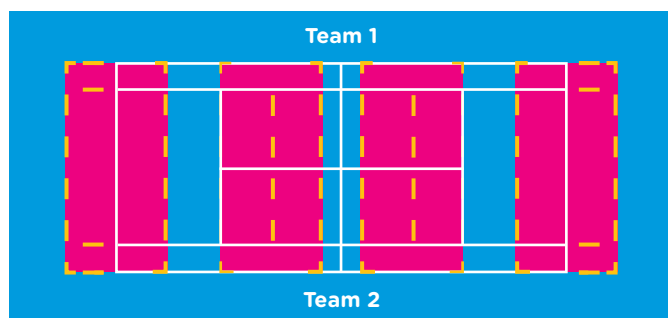
Teams:

- Grade 3 & 4 students
- Team of 4 boys & 4 girls with 1 additional boy and girl as substitutes (teams only substitute players between rounds)
- Schools can enter multiple teams (one teacher required for every 2 teams)
- Schools with a combined enrolment of no more than 300 may enter a combined team
- All players to wear school sports uniforms

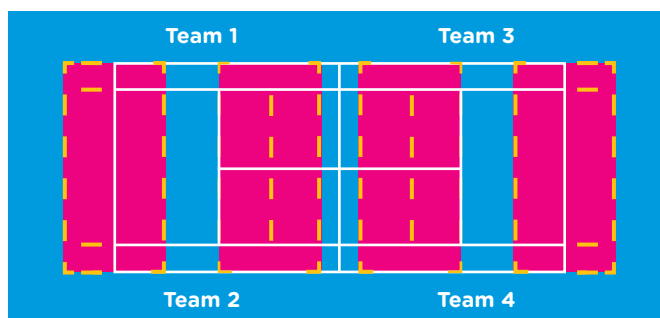
Court Setup:

- Red Ball tennis court
- 5.5m in width by 11m in length, if 6m nets are unavailable join 2 x 3m nets together, alternatively barrier tape may also be used if you have limited nets
- Courts to be set up the following ways depending on the number of courts (tennis, basketball, netball etc.) available and the number of teams competing (see diagram below)
- Use drop down lines to mark court area and allow a 1m gap between red courts (if possible)

Option 1.



Option 2.



Order of Play:

- **Option 1:** All Boys and Girls doubles matches first and then the mixed doubles matches (**20min**)
- **Option 2:** Boys doubles matches first (girls assist with scoring), followed by the Girls doubles matches (boys assist with scoring). Mixed Doubles matches to finish the round (**30min**)

Format of Competition:

1. District/Zone, Region & State Championships – **Timed numeric scoring matches (8min)**
2. A **Round Robin Draw** with teams divided into even pools is the preferred format.
3. Players are ranked in **order of ability** (Boys player 1-4, Girls player 1-4 etc.)
4. Players umpire themselves and play **one doubles & one mixed doubles** match per round.
5. The **Court Supervisor (Team Manager)** records all the match results on the team **Score Card** circling the winner of each set for that round.
6. Teams score **1 point for each set win** that are tallied up throughout the round robin. If teams are tied on the sets then the team which won more sets in their round robin match finishes higher. If it is still a tie, then the team that won the most individual points in each set from that round finishes higher.
7. Top teams from each pool play off in **Finals matches** to determine the overall winning team. Remaining teams also play off to determine overall finishing positions. If teams are tied on sets at the end of a play-off match, the team who won the most points will win the match. If teams are tied on sets and points, both teams will choose a boy and girl player to play a **mixed doubles tie-breaker** (first to 7 points) to decide the match.

Rules of Competition:

1. To begin, players **paper, scissors, rock** and the winner chooses to serve or receive.
2. First and second serves to be a **drop bounce hit** over the net, across the court into the service box, with the receiver allowing the ball to bounce once before returning.
3. Player serves for **2 points** then the other team serves, starting on the right side of the court.
4. Matches are **timed** (usually 8 min) and **scored numerically** e.g. 1-0, 1-1, 2-1, 3-1, 4-1 etc.
5. Server to call out the score **BEFORE** each point. If there is a dispute please **replay the point** or ask for the **Court Supervisor**.
6. When the siren sounds to end the match, players **finish the rally** then **shake hands** and sit down on their court. The **Court Supervisor** will then record scores from each set e.g. 24-15.
7. If a set is tied at the end of the allocated time players then play **next point wins** to decide who wins the set.



ANZTHS Primary School Competition Score Card (Example)

	ROUND:	1	COURT:	1-4
TEAM NAMES:	Leopold PS	Team 1 Score	Torquay College	Team 2 Score
Boys Doubles (1 & 2)	Billy / John	11	Nick / Thomas	7
Boys Doubles (3 & 4)	James / Ben	8	Tim / Sam	13
Girls Doubles (1 & 2)	Stacey / Jess	9	Sophie / Hayley	7
Girls Doubles (3 & 4)	Katie / Sarah	21	Alana / Rachel	13
Mixed Doubles (1 & 1)	Billy / Stacey	14	Nick / Sophie	11
Mixed Doubles (2 & 2)	John / Jess	16	Thomas / Hayley	7
Mixed Doubles (3 & 3)	James / Katie	12	Tim / Alana	14
Mixed Doubles (4 & 4)	Ben / Sarah	17	Sam / Rachel	20
	TOTAL SETS	5		3

Competition Coordinators please follow the link to [register your competition](#) and receive loads of benefits including discounts on ANZTHS equipment, 20% off New Balance products and assistance with organising your event!

(Or visit: www.tennis.com.au/schools/competition/anz-tennis-hot-shots-school-competition)

Sign up to our new online learning platform site [Bounce](#) to view videos and download resources to assist you in running an ANZTHS School Competition!

For further assistance:

Tennis Australia

P: 1800 PLAYTENNIS

schools@tennis.com.au



ANZ TENNIS HOT SHOTS PRIMARY SCHOOL COMPETITION

GRADE 5 & 6

National Guidelines

Tennis Australia, in conjunction with school sport associations, is pleased to offer a pathway for students to participate in tennis during primary school. This new Primary School Competition uses modified equipment, numeric scoring and mixed gendered teams. The competition progresses from District/Zone Gala Days to Region Finals and finally culminates in a State Championship.

The exciting introduction of the ANZ Tennis Hot Shots (ANZTHS) Competition, specifically for students in grades 3 to 6, is not just about selecting the best students, but encouraging participation, providing a positive experience playing tennis, growing friendships and giving students the opportunity to represent their school in a team environment. For the majority of students, this may be their first experience representing their school.

Equipment Specifics:

- 21, 23 or 25 inch ANZ Tennis Hot Shots racquets for participating players
- Low compression (25%) red tennis balls
- 3m or 6m ANZ Tennis Hot Shots nets as required; alternatively barrier tape may also be used
- Drop down lines as required

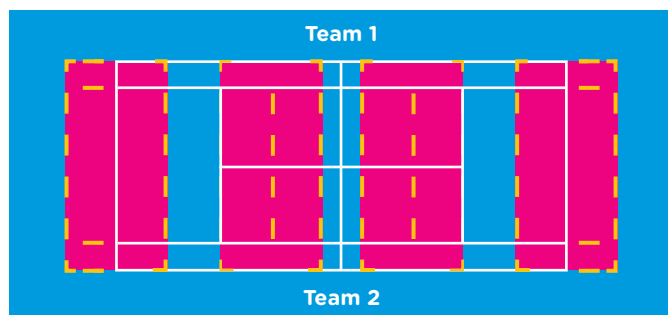
Teams:

- Grade 5 & 6 students
- Separate boys (and/or mixed) and a girls section
- 8 players per team with up to 2 substitutes
- Players are ranked in order of ability (Player 1-8) and can only move down one spot when substitutes are used during the competition
- Schools can enter multiple teams (one teacher required for every 2 teams)
- Schools with a combined enrolment of no more than 300 may enter a combined team
- All players to wear school sports uniforms

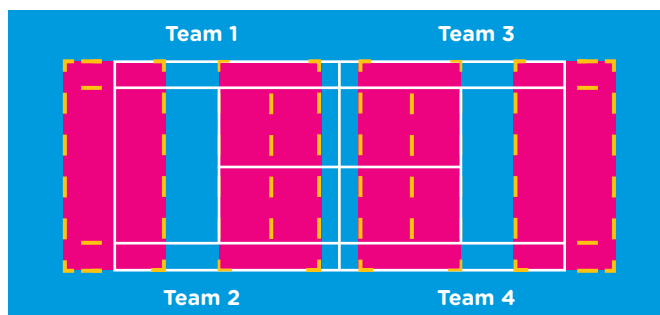
Court Setup:

- Red Ball tennis court
- 5.5m in width by 11m in length, if 6m nets are unavailable join 2 x 3m nets together, alternatively barrier tape may also be used if you have limited nets
- *The use of 3m singles courts may only be used at DISTRICT level.
- Courts should be set up the following ways depending on the type and number of courts available (tennis, basketball, netball etc.) and the number of teams competing (see diagram)
- Use drop down lines to mark court area and allow a 1m gap between red courts (if possible)

Option 1.



Option 2.



Order of Play:

- **Option 1:** Singles players ranked 1-4 play first, then players 5-8. Once completed, all play a doubles match (in order of ranking) at the same time **(30 min)**
- **Option 2:** Reduce singles matches to 5min. Singles players ranked 1&2 play first (players 3&4 assist with scoring), then players 3&4 play (players 1&2 assist with scoring). Singles players 5&6 then play followed by players 7&8. Players 1-4 play doubles followed by players 5-8 to finish the round **(45min)**



Format of Competition:

1. District, Division, Region & State Championships – **Timed numeric scoring matches (8 min)**
2. A **Round Robin Draw** with teams divided into even pools is the preferred format.
3. Players umpire themselves and play **one singles and one doubles** match per round.
4. The **Court Supervisor (Team Manager)** records all the match results on the team **Score Card** circling the winner of each set for that round.
5. Teams score **1 point for each set win** which are tallied up throughout the round robin. If teams are tied on the number of sets won at the completion of the round robin matches, then the team which won more sets in their head-to-head match finishes higher. If it is still a tie or if there is a 3-way tie, the team which won the most individual points in their sets finishes higher.
6. Top teams from each pool play off in **Finals matches** to determine the overall winning team.
7. Remaining teams also play off to determine overall finishing positions. If teams are tied on sets at the end of a play-off match, the team that won the most points will win the match. If teams are tied on sets and points, both teams will choose two players to play a **doubles tiebreaker** (first to 7 points) to decide the match.

Rules of Competition:

1. To begin, players **paper, scissors, rock** and the winner chooses to serve or receive.
2. First and second serves to be a **drop bounce hit** over the net, across the court into the service box, with the receiver allowing the ball to bounce once before returning.
3. Player serves for **2 points** then the other team serves, starting on the right side of the court.
4. Matches are **timed** (usually 8 min) and **scored numerically** e.g. 1-0, 1-1, 2-1, 3-1, 4-1 etc.
5. Server to call out the score **BEFORE** each point. If there is a dispute please **replay the point** or ask for the **Court Supervisor**.
6. When the siren sounds to end the match, players **finish the rally** then **shake hands** and sit down on their court. The **Court Supervisor** will then record scores from each set e.g. 24-15.
7. If a set is tied at the end of the allocated time players then play **next point wins** to decide who wins the set.



ANZTHS School Competition Score Card (Example)

ROUND:		1	COURT:	1-4
TEAM NAMES:	Leopold PS	Team 1 Score	Torquay College	Team 2 Score
Singles (1 v 1)	Billy	20	Nick	22
Singles (2 v 2)	Shawn	17	Thomas	25
Singles (3 v 3)	Paul	14	Flynn	25
Singles (4 v 4)	Ben	22	James	18
Singles (5 v 5)	Josh	12	Trent	20
Singles (6 v 6)	Adam	17	Hamish	24
Singles (7 v 7)	Andrew	16	Brett	15
Singles (8 v 8)	Heath	21	Tim	20
Doubles (1 & 2)	Billy & Shawn	25	Nick & Thomas	13
Doubles (3 & 4)	Paul & Ben	20	Flynn & James	23
Doubles (5 & 6)	Josh & Adam	14	Trent & Hamish	17
Doubles (7 & 8)	Andrew & Heath	18	Brett & Tim	12
TOTAL SETS		5		7

Competition Coordinators please follow the link to [register your competition](#) now to receive loads of benefits including discounts on ANZTHS equipment, 20% off New Balance products and assistance with organising your event! (Or visit: www.tennis.com.au/schools/competition/anz-tennis-hot-shots-school-competition)

Sign up to our new e-learning site **Bounce** to view videos and download resources to assist you in running an ANZTHS School Competition!

For further assistance:

Tennis Australia

P: 1800 PLAYTENNIS

schools@tennis.com.au

