

TENNIS ACT

# ANNUAL REPORT

2022-2023



2015  
(USA)

2017  
Olivia Rogowska (AUS)

2020  
Magdalena Frey

GRAND  
GAM



- 4 About Us
- 5 Tennis ACT Limited
- 6 Team Tennis ACT
- 7 Major Partners
- 8 President and CEO's Report
- 12 Tennis Australia CEO's Report
- 14 Places to Play
- 16 Participation
- 20 Women and Girls
- 22 Schools
- 23 Inclusion and Diversity
- 24 Competitive Play
- 28 Tennis ACT Snapshot
- 30 Engagement
- 34 100 Years of Tennis ACT
- 36 Officiating
- 38 Tennis Seniors
- 40 Midweek Ladies
- 42 Financial Report

**ACKNOWLEDGEMENT OF COUNTRY**

Tennis ACT proudly acknowledges the traditional custodians, ACT's Aboriginal communities and their rich culture and pays respect to their Elders past, present and future. We acknowledge Aboriginal people as Australia's first peoples and as the traditional owners and custodians of the land on which we work, live and play.

Tennis Australia (TA) is the governing body of tennis in Australia. The Company was established by the Victorian, New South Wales, Queensland, West Australian, South Australian, Tasmanian and the New Zealand Lawn Tennis Associations in 1904 to allow for the staging of the first Australasian Men's Championships in 1905.

**CREDITS**

**Editor:** Maggie Ellis  
**Associate Editor:** Claire Dunn  
**Design & Photography:** Tennis Australia





# ABOUT US

## VISION FOR TENNIS IN THE ACT AND REGION

### *A preferred view of the future of our game*

Tennis will be a prosperous sport and recreational pursuit that delivers an exceptional and accessible active experience to communities throughout the ACT & Region.

## TENNIS ACT MISSION

### *Our role in achieving the vision of our game*

To grow, manage, promote and develop the sport of tennis throughout the ACT & Region by:

- Providing strong leadership and direction that guides the sport towards our vision;
- Advocating the accessibility of tennis as a sport for all people;
- Promoting the health, economic, social and entertainment benefits that tennis delivers;
- Preserving the rich heritage and traditions of tennis;
- Partnering effectively with Tennis Australia, government, corporate partners and our clubs; and
- Taking an active approach to the commercial development of the sport and industry in the region.

## OUR VALUES AND COMMITMENT

### *The way we will operate*

Tennis ACT is committed to:

- Creating a strong sense of unity amongst the Tennis community in the ACT & Region;
- Working in strategic partnerships with our major stakeholders, including Tennis Australia and the ACT Government;
- Maintaining constructive and progressive relationships with all stakeholders; and
- Conducting the sport and business of tennis with integrity and professionalism.



# TENNIS ACT LIMITED

## PRESIDENT

Ben Fuller

## DIRECTORS

Adam Bartlett

Robyn Hendry

Ann Landrigan

Carolyn Paris

Simon Plummer

Lisa Stone

Phil Trenbath

## HONORARY LIFE MEMBERS

Graham Bartlett OAM\*

Charles Boag OAM\*

Peter Breugelmans

Keith Carnall\*

Les Crawley MBE\*

Charles Gibbs\*

Graham Gordon\*

Anne Haycock

John Heinemann

Brian Hynes\*

Arthur Ide\*

Alison Ide OAM\*

Clem Maloney\*

Colin Mason

Frank Piggin\*

Bill Quealy\*

Ken Randall\*

Roy Smalley OAM\*

Ted Tudor\*

Isobel Watson\*

Ken Willis OAM\*

*\*deceased*

# TEAM TENNIS ACT

## TENNIS ACT STAFF

Kim Kachel (*finished June 2023*)

### Chief Executive Officer

Jake Lalliard (*finished January 2023*)

### Tennis Operations & Innovation Manager / Regional Tennis Manager – ACT/Southern NSW

Tom George (*started March 2023*)

### Tennis Operations & Innovation Manager / Regional Tennis Manager – ACT

Mike Rethman

### Manager – Facilities & Planning

Brittany Hughes (*m/l from March 2023*)

Scott Johnston (*started March 2023*)

### Competitive Play & Schools Manager

Joel Gordon (*finished November 2022*)

Michael Bruen (*started December 2022*)

### Competitive Play & Schools Coordinator

Rochelle Kahlefeldt

### Marketing, Communications & Partnerships Manager

Fraser Robertson (*started October 2022*)

### Digital Marketing Coordinator

Maggie Ellis (*started December 2022*)

### Marketing & Communications Coordinator

Claire Dunn

### Business Services Administrator

## TENNIS AUSTRALIA STAFF

Milo Bradley

### National Development Squad Coach – ACT

Emily Burns (*finished December 2022*)

Nathan Price (*stared January 2023*)

### Talent Operations Manager – ACT

Alison Bai

### Women & Girls Lead – ACT

Colin Thompson (*finished December 2022*)

### Club Development Officer – ACT/Southern NSW

Colin Thompson (*started January 2023*)

### Coach Relationship & Education Manager – ACT

## AFFILIATED TENNIS CLUBS

Ainslie Tennis Club

Barton Tennis Club

Belconnen Tennis Club

Braddon Tennis Club

Bungendore Park Tennis Club

Campbell Tennis Club

Eastlake Tennis Club

Erindale Active Leisure Centre

Forrest Tennis Club

Jerrabomberra Tennis Club

Kaleen Tennis Club

Kambah Tennis Club

Kippax Tennis Club

Majura Tennis Club

Melba Tennis Club

Murrumbateman Tennis Club

Narrabundah Tennis Club

North Woden Tennis Club

O'Connor Tennis Club

Old Parliament House Gardens Tennis Club

Queanbeyan Park Tennis Club

Red Hill Tennis Club

Reid Tennis Club

Southlands Mawson Tennis Club

Tennis World – Canberra Tennis Centre

The Pines Tennis Club

Torrens Tennis Club

Turner Tennis Club

Wesley Uniting Church

Weston Creek Tennis Club

Yarralumla Tennis Club

## AFFILIATED SCHOOLS

Australian National University

Canberra Grammar School

Gold Creek School

Radford College

## OTHER AFFILIATED BODIES

Tennis Seniors ACT

Diplomatic Australian Tennis Committee

# MAJOR PARTNERS

*Tennis ACT would like to thank their partners for their dedicated support. Without the support of our partners we simply could not run tournaments, competitions or events.*

*Many thanks to:*





# CEO'S REPORT

## New all-time participation record caps a year of highlights

For the first time since 2019 the P<sup>2</sup> Advisory Canberra International made a triumphant return to the courts at the Canberra Tennis Centre. The event returned after a three-year hiatus due to bushfire activity/smoke haze and Covid-19, and fans from across the region responded, with a new record crowd of over 15,000 people attending. It really emphasised the importance of world-class tennis events in the capital, allowing the community to witness some of the best players in the world right here in Canberra.

Throughout the year resilience and teamwork once again came to the forefront, and it is through these values that the ACT & Region has experienced another outstanding twelve months.

The 22-23 period started with the ending of Covid-19 restrictions. The sport returned from tennis town halls that had been successfully held online during the previous year's lockdown and transitioned

back to in-person meetings with key stakeholders. This welcome return coincided with spikes in participation across all key metrics as the impressive growth of tennis across the ACT & Region seen in 22-23 was maintained. There were more than 36k bookings for the year, including 3,692 Book-A-Court non-member bookings and 29 venues with Book-A-Court in place.

These figures highlight the importance of tennis and how it acts as the ideal vehicle for physical health, mental wellbeing and social connectedness, particularly in the wake of the pandemic. Tennis is so important to our community, social cohesion and is part of the fabric of our society. Thank you to our incredible tennis community – our clubs, volunteers, coaches, players, parents, teachers, administrators, Government stakeholders, officials and many more – thank you. The sport is stronger than it's ever been as a result of the collective team effort and the resilience shown in recent years.

This summer was one of our biggest on record! The team worked tirelessly over the summer period, offering opportunities and experiences for players, coaches, clubs, fans and the ACT & Region community.

A snapshot of events delivered – six (6) Canberra Pro Tour events, including the P<sup>2</sup> Advisory Canberra International and back-to-back ACT Claycourt International events, the AO Summer of Tennis Party & AO Pride Night celebrations, Community Tennis Day with over 1,058 fans onsite, a media event with the Prime Minister at The Lodge to celebrate the centenary of tennis in the ACT & Region, 100 Years



|                             |                           |                        |
|-----------------------------|---------------------------|------------------------|
| 1994 - K. Butler (VIC)      | 2006 - B. Massih (NSW)    | 2018 - M. Rippe (NSW)  |
| 1995 - L. Baker (NZ)        | 2007 - A. Nancarrow (ACT) | 2019 - J. Halyo (QLD)  |
| 1996 - M. Dowse (NSW)       | 2008 - K. Dunser (NT)     | 2020 - Not Held        |
| 1997 - K. Coventry (VIC)    | 2009 - B. Woolcock (VIC)  | 2021 - L. Taylor (QLD) |
| 1998 - K. Coventry (VIC)    | 2010 - A. Barty (QLD)     | 2022 - K. Cooper (NSW) |
| 1999 - E. Marama (NZ)       | 2011 - I. Wallace (VIC)   |                        |
| 2000 - D. Cupac (NSW)       | 2012 - S. Tomic (QLD)     |                        |
| 2001 - S. De La Torre (NSW) | 2013 - J. Fourlis (VIC)   |                        |
| 2002 - I. Milutinovic (YUG) | 2014 - Not Held           |                        |
| 2003 - J. Swift (NSW)       | 2015 - Not Held           |                        |
| 2004 - E. Starr (NSW)       | 2016 - Z. Brankovic (NSW) |                        |
| 2005 - B. Sheed (WA)        | 2017 - A. Berezov (NSW)   |                        |



## TENNIS ACT

of Tennis ACT Gala event at the National Arboretum, Canberra Girls Get Active Day with over 1,100 onsite, ACT Women in Sport & Leadership Brunch, The John Alexander Cup, Signature \$20,000 ACT Open, Bruce Cup 2022 (Primary Schools Championships), ACT Residents Championships and Junior Development Series Champion of Champions, Tennis ACT Annual Awards, Female only Community Coaching Course and Women Leaders in Tennis program, ACT Coaches Summit with Marc Kovacs, Super 10's season and finals, Junior Canberra State League and Finals... just to name a few!

A true highlight of the year arrived in March 2023 with the Tennis ACT 100 Years Centenary celebrations and a gala dinner at the National Arboretum. With a capacity crowd of 350 people, it really emphasised what our great sport is all about. The room was filled with those who are responsible for shaping our great sport to what it is today – our clubs, volunteers, officials, players of all ages and abilities, former presidents, staff and Tennis ACT board members. Special guests also joined the night including a host of Aussie tennis legends and icons including Nick Kyrgios and his family, Neale Fraser, John Alexander, Wally Masur, Helen Gourlay. All capped off with the amazing MC talents of another tennis icon – John Fitzgerald.

On the official 100-year birthday the day was celebrated with a special 'hit with Prime Minister Anthony Albanese', on the historic courts at the Lodge. Senator Pocock and Federal MP's Dr. Andrew Leigh, Alicia Payne and David Smith joined the PM and enjoyed a hit with professionals Olivia Gadecki, Priscilla Hon and Jaimee Fourlis who were all competing as part of the ACT Claycourt International. A truly memorable experience.

Throughout the year thousands of people demonstrated their love of tennis once again, as our clubs, courts and coaches were flooded with participants and interest. For the full 12 months a total of 37,166 participants were recorded (up 8% on 2021-22). This is a new all time record for the ACT & Region which was bolstered by the return of tennis in schools and tennis remaining the #1 requested and delivered sport here in



the ACT via Sporting Schools. A total of 18,117 kids had their first positive tennis experience via this schools program in 2022-23. Equally, new significant records were set for casual court hire via Book A Court. An exceptional 97,452 bookings were made through 22-23, a 19% increase on the previous bumper year. Twenty-nine community clubs have the full hardware/software solution, whilst 100% of clubs offer an online booking solution. Equally, revenue generated by community clubs with the system grew 21% to a new all-time high.

On the performance front, the ACT & Region athletes continue to represent

with pride. Nick Kyrgios leads the charge, currently ranked #33 (protected ranking due to injury) in the world while also being a fantastic ambassador for grassroots tennis, and joining Tennis ACT at many community events over the year. The start of 2022-23 saw Nick make the Wimbledon singles final – the first EVER player from the ACT to make a grand slam singles final (surpassing Wally Masur's semi-final efforts at the US Open). This was on the back of a brilliant run through events in Europe and the Wimbledon run was truly memorable and historic – ultimately falling to Novak Djokovic in a tight

final. Nick backed this up by making another charge to the quarter finals of the US Open to cap off an incredible 2022. Unfortunately 2023 was more challenging as injuries forced him off the court. Charlie and Tommy Camus continue to perform on the international stage. Charlie started the year with a wildcard into the qualifying round of the P<sup>2</sup> Advisory Canberra International. It was fantastic to see so many people cheering him on, with hundreds of locals in the stands. Charlie wrapped up the year with an impressive performance at Roland Garros, where he qualified for the boys' singles competition

and advanced to the boys' doubles semifinals. Tommy also headed to Europe on his first European tour, claiming runner-up in Riga (Latvia) in the 12u tournament. Elijah Dikkenberg represented Australia on tours internationally and is one of the most promising in his age group. Equally, Oscar Andrews joined an illustrious list of ACT athletes in capturing a national championships when he won the 14u Australian Claycourt Championships on home soil in Canberra – a wonderful effort. The 15u boys team finished 2nd at the national teams event on the Gold Coast and were ever so close to

taking out the teams event – another truly amazing performance. Sophie McDonald continued to impress on the doubles front and spearheaded many great results from the likes of Ashleigh Simes, Wambui Taylor and Charlie Snow amongst all TEAM ACT athletes.

Thank you to our partners who have continued to support our endeavours. The sport would not be able to thrive without the unwavering and ongoing commitment from Aspen Medical, Australian Sports Foundation, Canberra Containers, Capital Chemist, Capital Hotel Group, Canberra FM, Dunlop, Healthier Choices Canberra, Ford & Associates, Icon Water, KBR, Mel's Massage, NK Foundation, P<sup>2</sup> Advisory, Region Media, The Walking Clinic and the WIN network. We truly value the brilliant relationships helping us grow our great sport.

We look forward to continuing to see tennis thrive across all communities in the ACT & Region for the next century!

On a personal note a sincere thank you to the whole tennis community in the ACT & Region. It has been an absolute honour and privilege to serve you and help drive our great sport over the last six and a half years. It is truly a fantastic and collegiate tennis community and all involved should be incredibly proud. Thank you for allowing me to be a small part of the last century and the legacy which has been created now sets the foundation for the next 100 years. Thank you to the absolutely exceptional Tennis ACT team and board – your trust and unwavering commitment to the sport is exemplary.

Thank you to Tennis Australia, the ACT and NSW Governments for the support across all facets and I look forward to returning to see the sport thriving across new facilities. On that note, I would like to wish everyone all the best and hand over to the newly appointed CEO Mark La Brooy. As a proud Canberran, Mark will be able to build upon all the great work that is happening and please join me in welcoming him.

*Kim Kachel*

**KIM KACHEL**  
CEO, TENNIS ACT



# CEO'S REPORT

## Game on for growing Australian tennis together

As we look back on another successful year in Australian tennis, growth and teamwork are defining themes.

The Tennis Australia values of imagination, collaboration, humility and excellence were fundamental as we celebrated new milestones in participation, with more than 1.5 million Australians engaged in the sport.

It was collaboration, however, that was arguably most pivotal as we embarked on a major strategy to ensure our tennis community could build on those gains.

From coaches to volunteers, clubs to schools, administrators to officials and of course, all levels of players, every possible area of tennis was represented as we created the 'Game On' strategy. It carries a clear and simple objective to get more people playing tennis more often – regardless of how, where or what form of the game they play. In careful consultation with our tennis community, three key pillars are part of that plan.

Firstly, we aim to get more kids to start playing tennis. This sees us proactively targeting schools, supporting and developing more engaging coaches, and making it easy for parents to get their kids into the game.

Keeping kids and teens in tennis is also a focus with plans for a nationally branded social and team-based way to play, as well as the expansion of existing competitions.

Getting adults back into tennis is the third pillar, helped by the creation of compelling promotions for how, where and with whom to play tennis. The rollout of complementary and easier-to-play formats – such as Padel, Pop and Pickleball – are strategically included as

part of that promotional plan.

The overall good health of the sport in this nation provides an encouraging foundation for success. The latest Ausplay data shows a turnaround in the number of children playing the sport, which is up six per cent year-on-year. We've also managed to grow our total participation (1%).

When comparing our overall growth this year to last, it is important to remember that we grew more than 32 per cent since 2019 (pre-COVID) while most other sports lost participants during this period. On this basis, we are comparable in our growth.

As we welcomed the world's best players for the summer of tennis, leveraging events to provide fans with memorable experiences further boosted participation goals.

While the United Cup, an innovative teams event, was staged for the first time in Sydney, Perth and Brisbane, the Adelaide International and Hobart International also helped patrons forge a stronger and more accessible connection to the sport.

And as the Australian Open returned to pre-pandemic operations, a memorable 111th edition generated both a new passion to experience tennis and funds that are invested into the development of our grassroots game.

Other milestones highlight our objective to make tennis a sport that's welcoming to all. Within our Women and Girls strategy, the goal to increase the representation of women coaches was happily achieved.

The 883 women coaches that are now delivering tennis at clubs, community



centres and schools across Australia represent a 10 per cent increase, reaching our Australian Sports Commission target. Of course, we still want to do more.

Fostering engagement in other areas of the community is also key. The National Indigenous Tennis Carnival returned to Darwin in August 2022, allowing aspiring First Nations players to take the first step in the potential journey to emulate heroes such as Ash Barty and Evonne Goolagong Cawley.

It brought together a record 230 participants from every Australian state and territory, providing the opportunity for general participation, national competition (in both 14u and 18u categories) as well as cultural activities off the court.

None of these achievements would be possible, of course, without painstakingly maintained venues and facilities, or the many valuable contributors to our sport.

We especially thank the 25,000 dedicated volunteers who facilitate the delivery of tennis at every level across the nation. There's a parallel appreciation for the coaches who are fostering connections to tennis, as well as the network of officials who are critical to the delivery of our sport.

Those combined efforts also ensure that competitive play opportunities continue to expand. With an awareness that great competition not only breeds great competitors but also great tennis communities, there have been numerous highs in club competitions, leagues, team tournaments and professional tour events throughout the past year.

Meanwhile, we can also celebrate the many Australian role models making career-best gains on the global tours. As numerous pro players set new ranking highs in both singles and doubles,

Australian tennis proudly shone in team events as well.

John Peers and Storm Hunter notably combined to triumph in the US Open 2022 mixed doubles competition. Alongside Ajla Tomljanovic, Ellen Perez, Priscilla Hon and much-loved veteran Sam Stosur, Hunter also starred as Australia progressed to the Billie Jean King Cup Final, finishing runner-up to Switzerland.

Led by Australian No.1 Alex de Minaur, the Australian Davis Cup team contested a 48th final in the world team competition. Thanasi Kokkinakis, Max Purcell and Matt Ebden also featured in the team's inspired campaign, which was second only to Canada.

Another exciting breakthrough followed in Melbourne, when popular Australians Rinky Hijikata and Jason Kubler claimed the Australian Open men's doubles title. It marked a maiden major title for the local wildcards, who

teamed-up at their home Grand Slam for the first time.

From grassroots to professional level, we can look back on a remarkable and transformative year in Australian tennis. There's both much to celebrate and a huge passion to grow our sport even further through more participants, greater engagement and a generally thriving tennis community.

Most exciting perhaps, is that it has been a true team effort. Thanks to all of you who make our future bright.

*Craig Tiley*

**CRAIG TILEY**  
TENNIS AUSTRALIA CEO



# PLACES TO PLAY

## GUNGAHLIN/AMAROO TENNIS FACILITY

The development of a new 10 court facility for the Gungahlin region is a project that formed part of an election commitment by ACT Labor prior to the local elections.

- The project has now reached the detail design phase
- The Estate Development Plan has been finalised
- The final development application for courts and buildings is ready for public consultation
- Construction is scheduled to commence towards the end of 2023
- Practical completion is scheduled for 2024.

## NORTH WODEN TENNIS CLUB REDEVELOPMENT

This project entails the renovation of tennis courts at the club with funding committed by the ACT Government, Tennis Australia, club sponsors and a club bank loan.

- The final scope of works allows for the reconstruction of four hard courts and the resurfacing of four synthetic grass courts
- The reconstruction of the hard courts is at practical completion, with the courts scheduled for use in July 2023

## GOVERNMENT RELATIONS

- Extensive lobbying of MLAs and Federal Members took place to encourage the ACT Government to consider an increase to the size of the clubhouse at the Amaroo Tennis Centre
- A priority projects submission was provided to ACT Sport and Recreation, outlining the 15 priority projects for Tennis over the next decade.

- The application of the acrylic surface will take place in the spring due to temperature considerations
- The resurfacing of the synthetic courts is scheduled to commence in August 2023 and will take no more than two weeks to complete
- The Project Control Group will be terminated only after final sign-off of all works.

## WESTON CREEK EXPANSION

The expansion project and possible refurbishment of existing tennis courts at Weston Creek Tennis club is continuing.

- Funding of \$800k from the Federal budget and \$100k from ACT Sport and Recreation has been committed, with a submission to Tennis Australia being prepared for co-funding under the National Court Rebate Scheme
- A final submission to the Federal Infrastructure Department is being finalised to lock in the \$800k
- Survey and geotechnical studies are currently being arranged which will further inform the companies invited to quote / tender
- It is flagged that due to significant cost escalations the funding allocation will not accomplish the full scope of four courts, and that a scope reduction will have to be considered in the absence of additional funding.



## QUEANBEYAN EAST REDEVELOPMENT

An initiative for refurbishment of the old synthetic grass courts in Queanbeyan East.

- This project is being co-funded by the NSW government and Queanbeyan Park Tennis Club, with an application for the National Court Rebate scheme being considered
- The project entails the conversion of the dilapidated 3-court facility into a hard-court surface which will cater to the needs of both Tennis and Pickleball
- Construction is scheduled to start in 2023.

## UPCOMING GRANT ANNOUNCEMENTS

The Sports Minister of the ACT will shortly be announcing the successful grant applications for another four Tennis Clubs as part of the 2023 Infrastructure Assistance Program.

## CANBERRA TENNIS CENTRE CLAY COURT LIGHTING

After significant Covid-19, Development Approval and supply chain related delays, the roll out of LED lighting for

the clay courts at the Canberra Tennis Centre has been completed. The lighting is designed for club competition level play and has already proved to be invaluable in extending the time that the courts are available for the ACT based Tennis Australia coaching programs. Other current and completed works:

- The LED lighting at Barton Tennis Club has been completed
- The LED lighting upgrade at Wesley Tennis Club has been completed
- The LED Lighting at Queanbeyan Park Tennis Club has been completed
- The new courts at Radford College have been completed
- O'Connor Tennis Club has had a full Book-a-Court installation completed.

## OTHER INITIATIVES:

- Recycling: 100% elimination of tennis balls going to landfill from Tennis ACT and Canberra Tennis Centre through collection and distribution to partner schools, pre-schools and the RSPCA.
- Recycling: 100% recycling of tennis ball cans from the Canberra Tennis Centre and Tennis ACT through a partnership with the charity "Lids-for-Kids"
- Fifteen Community Clubs assisted with the purchase of defibrillator units through a grant received from the John James Foundation.





# PARTICIPATION

## CLUBS

### ONLINE BOOKING SYSTEM

The Clubspark digital booking platform continues to reap rewards for the tennis community, enabling club venues to thrive. The online tool has been instrumental for venues managing club websites, court hire, club memberships, coaching programs and events. The ACT is leading the way with digital access nationally which will ensure that tennis has a bright and sustainable future for years to come.

The ACT & Region now has 31 venues with digital access. The results over 22-23 produced promising returns in revenue across the ACT & Region, with 63,155 court bookings for the year producing \$283,362 in court hire revenue. This was a great result for the ACT & Region and a testament to the work of the clubs in the region.

### CLUB DEVELOPMENT

In 22-23 the team worked closely with club committees to utilise the Health Indicator of Tennis (HIT) tool to review and understand the health of the venue as well as identify areas of opportunity for each venue to continue to grow the sport.

Throughout the year Tennis ACT hosted a number of forums, focused on key objectives of the Tennis ACT Strategic plan and growing tennis throughout the ACT & Region. Key topics focused on Government Grants, Being Grant Ready, Safeguarding Children, Competitive Play, and the Tennis Australia Women & Girls Strategy.

## COACHES

### COACH DEVELOPMENT

Coach education and development courses/events saw significant engagement over the period, strengthening the service offered to the industry across the ACT & Region. There were numerous inaugural events attracting strong coach attendance, workshops and forums with special presentations on topics such as training the serve and unlocking data analytics, and for the first time the real data of coach members and coach numbers was captured. This revealed a total of 159 coaches operating in the ACT & Region.

The gradual return to face-to-face learning continued and flourished into 2023, with coaches responding in strong numbers to progress their skills and increase knowledge.

Some highlights of the further education and development offered during the period:

#### COACHES SUMMIT:

Inaugural event with 43 coaches in attendance. Mark Kovacs presented 'Training the Serve', an insider look at real on-court serving sessions linking technical adjustments with strategic goals to develop an elite level serve. The NSW Summit, also an inaugural event, included one ACT coach in attendance (Sandy Moore – On the Line Tennis – Melba Tennis Club).

Inaugural Coach Forum with 12 coaches and four Tennis ACT staff in attendance. Special guest Nathan Price presented on the National Development Squad 10's program, Super 10s, and club-based programs.

An inaugural event with Canberra School of Tennis attracted 200+ participants who were engaged in

business partnership conversations, while the Australian Parliament Sports Club at Parliament House hosted a Coaching Clinic (four players) and JA Cup (eight players).

#### COACH EDUCATION WORKSHOPS:

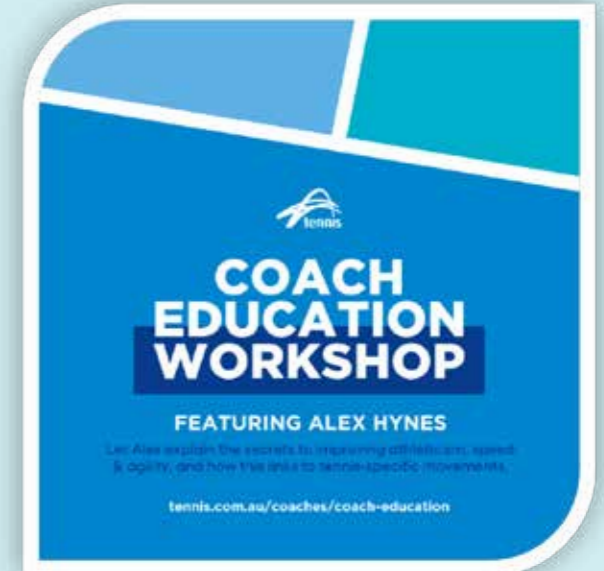
'Unlocking the Power of Data Analytics in Tennis for Coaches: A Workshop for Developing the Next Generation of Champions with Mark Sophoulis – The Tennis Menu took place in April 2023 and had 25 coaches attend.

Scott Rawlins (Professional Learning Manager – Tennis Australia) led a workshop to bring to light evidence-based data around patterns of returns, modern return positions and reasoning behind them, then looked at return effectiveness that the best in the world are doing. From this, participants jumped on-court and shared several drills that brought the concepts to life. There were 26 coaches in attendance.

'Building and Maintaining a Tennis Athlete.' This workshop explored the secrets to improving athleticism, speed and agility, and how this links to tennis-specific movement in the sport. This aimed to help the 40 coaches in attendance to ensure their athletes develop the necessary athletic qualities to ensure they can maximise their bodies in the modern game of tennis.

#### COURSES:

Inaugural private Foundation Coaching Course with Canberra School of Tennis took place at Weston Creek Tennis Club with 18 coaches attending. A Level 3 Performance Coaching Course included three ACT coaches among the 20 selected in Australia (Brydan Klein, Monique Adamczak and Annabel Parolo).





## PARTICIPATION

### HEAD COACH EXCHANGES:

There were 33 Head Coach Exchanges completed. A Coach Exchange is a relationship-based engagement tool to assist the MAs, Tennis and Coach teams in their service and support of the coaching industry.

### PROGRAMS:

New look programs - Hot Shots and Cardio Tennis new look national launch. A TA filming case study involved two ACT coaches - Owen Peemoeller (On The Line Tennis) and Frank Calabria (Rising Star Tennis Academy).

## COACH MEMBERS

In the ACT & Region there were 113 Coach Members. These numbers do not report NSW based coaches that work within the ACT, which is a further nine coaches bringing the total to 122 Coach Members.

*This puts the ACT 2nd nationally in their percentage of membership targets.*





# WOMEN & GIRLS

## COACHING

### COACH CONNECT

Coach Connect is a women's coaching initiative supported by the Federal Government that aims to engage, empower, and connect women coaches across the country through mentoring and professional development opportunities.

The initiative delivers mentoring, workshops, a series of virtual events, and networking events. These seek to strengthen career pathways and opportunities, create sustainable networks, and support women in building knowledge, skills and confidence. The overarching goal is to empower and retain women coaches.

The 'Golden Nugget' workshop was held on Saturday 27 August, 2022, offering a chance for women coaches to come together, network and share their 'go-to' drills. The workshop was facilitated by high performance coach Kylie Moulds.

In March 2023, Canberra hosted the Tennis Australia Coach Connect – Talent Development Program 2.0, led by the National Women's Coach Lead, Nicole

Pratt. The three-day event saw 15 women coaches from across Australia, who had participated in the initial program in 2022, reconnecting to share and increase knowledge and observe international tennis during the ACT Claycourt International. Following this event, a brand-new group of 19 women coaches came together in April for the second intake of the Tennis Australia Coach Connect – Talent Development Program 1.0. Coaches from across the country united to build a network of support and improve their development, while observing and analysing matches during the 12s and 14s Australian Claycourt Nationals.

### WOMEN'S ONLY COMMUNITY COACHING COURSE

On 25 and 26 March, 2023, Tennis ACT's first ever women's Community Coaching Course was held at the Canberra Tennis Centre and delivered by Tennis Australia's Coach Development team. The course aimed to upskill and

support current coaches with a focus on developing junior tennis players through the Tennis Hot Shots program. Eight women participated in the day with a mixture of both on-court and off-court activities, which focused on the red, orange and green stage levels.

### WOMEN'S ONLY FOUNDATION COACHING COURSE

On 21 March 2023, ten women participated in the annual women's Foundation Course held at the Canberra Tennis Centre. The Foundation Course is aimed at those who would like to begin their tennis coaching career or who are currently coaching under a qualified tennis coach. The course was run by Tennis Australia's Coach Development team and saw ten participants from all ages and coaching backgrounds learn different styles of coaching. In addition, participants learned a variety of activities from the Tennis Hot Shots Blue and Red stage levels to take back to their coaching environments.



## COMMUNITY LEADERSHIP

### WOMEN LEADERS IN TENNIS 2023

The Women Leaders in Tennis (WLIT) program is a national program that aims to build the leadership knowledge, skills and confidence of current and prospective community leaders. It further aims to build a community practice and increase participation of women and girls in community leadership roles.

On 16 October, the graduating class of the inaugural program presented their action learning projects and discussed their learnings and experiences over the past five months. The connections that were made between the women during this program have been maintained and this has contributed to building a strong women's leadership network in the ACT & Region.

The second intake of the Women Leaders in Tennis Program commenced on 2 April, 2023. This year, the program will see 16 participants from various clubs and tennis backgrounds across the region come together to ensure an equal voice for women in tennis. The program is delivered over five months with a combination of face-to-face and online sessions. Graduation for this second group will be on 6 August, 2023.

### WOMEN IN SPORT AND LEADERSHIP BRUNCH 2023

On Friday 24 March, 2023, Tennis ACT hosted the Women In Sport and Leadership Brunch. Caitlin Bassett, who was captain of the Australian Diamonds team for five years, was the guest speaker for the event and provided a personal insight into her sporting journey and what it means to be an advocate for sporting equality. Over 70 guests attended the brunch, which included local sporting volunteers, club presidents, sports administrators and Tennis ACT partners and board members. The event was MC'd by Tennis ACT Director Robyn Hendry.



## PARTICIPATION

### TENNIS YOUR WAY

Tennis Your Way is a new participation program that is currently being piloted in the ACT & Region. It is a six-week program designed to give adolescent girls an opportunity to play tennis in a safe, fun environment with their friends from school and/or their local tennis club. The program was piloted in Term 4 2022 and Term 1 2023 at St Clare's College and is designed to give adolescent girls a taste of different ways of playing tennis, enhancing their awareness of the physical and mental benefits of the sport. The six-week program saw approximately 14 girls aged 12-14 years participate and engage in a range of fun activities. The pilot program has now moved to North Woden Tennis Club with the hopes of engaging adolescent girls in the southern region.

### TALENT

In Term 1 of 2023, the #NoLimits Girls squad pilot kicked off at Melba Tennis Club under the influence of leading female coach Sandy Moore. The program falls under the Women & Girls talent pillar, which aims to provide opportunities for identifying talented girls aged 8-10 years and offering them the chance to train and develop together in a fun, safe environment at their local club. The goal is to progress these players into playing Super 10's so that they can continue to develop through the talent pathway.

### CANBERRA GIRLS GET ACTIVE DAY

Sunday 27 March was a day to celebrate women and girls of all ages. The day kicked off with a free community event, the Canberra Girls Get Active Day. The day saw record numbers through the gates between 10am-12pm, with 1100 people attending. There were nine different sports onsite including the Brumbies (rugby union), cricket, basketball, hockey, AFL, netball, Raiders (rugby league), Capital Football (soccer) and tennis. Next Gen provided free circuit and yoga sessions, while Mel's Massage provided free massages throughout the day. The day was all about inspiring, energising and encouraging women and girls of all ages, with free racquets handed out to the first 200 girls through the gates.

### WOMEN COACH MEMBERS

As of June 2023 there were 44 female coaches registered in the ACT. This number does not include NSW based coaches that work within the ACT, which is a further 5 coaches and would bring the total to 49 coach members.

*This places the ACT 1st Nationally as a percentage of targets.*





## SCHOOLS

The Tennis for Primary Schools and Tennis for Secondary Schools Participation programs continue to be well supported across the ACT & Region. The Australian Sports Commission Sporting Schools initiative continues to provide access to funding for local schools to increase student participation in sport and connect them with local sporting organisations. Tennis continues to be the number one sport for the Sporting Schools program, embedding tennis into local ACT schools within their Health and Physical Education classes. Teachers continue to successfully deliver school tennis programs, utilising the Tennis Australia Tennis for Primary and Tennis for Secondary Schools national resources, which are specifically aligned to the Australian Curriculum: Health and Physical Education (AC: HPE).

A total of 18,117 primary and secondary students in the ACT participated in tennis programs as part of their physical education representing a 4% increase on the previous 12 months.

## PRIMARY & SECONDARY PROGRAMS

The Primary & Secondary School Participation programs, run in partnership with schools, focus on the delivery of tennis in a modified environment, supporting skill development and participation whilst encouraging the development of lifelong physical activity.

This year Tennis ACT saw 13,079 local primary students take part in the partnership program, with 67 local primary schools delivering tennis within their Health and Physical Education curriculum.

The secondary school partnership program saw 18 schools deliver tennis and 5,038 secondary students taking part. This continued the trend of 100% retention of schools from the previous year.



## INCLUSION & DIVERSITY

### 2023 SIGNATURE ACT PWII OPEN

The 2023 Signature ACT PWII Open was held at the Canberra Tennis Centre over the weekend of 29 and 30 May. The event was of the highest standard with players competing from all over Australia. Played on clay, the event provides valuable competitive matchplay experience before the Australian team heads to Europe for the PWII World Championships later in 2023.

All the players were commended for displaying fantastic sportsmanship. A special thank you to Jay Schuback- Australian PWII Team Manager, Alison Scott - National PWII Coach, Steve Manley - NSW State Inclusion Coach, Ben Robertson - National Wellbeing Manager and Amy Shipperd - Physiotherapist, for all of the wonderful support they provided during the training camp and tournament.

### ALL ABILITIES MULTI SPORTS DAY

The All-Abilities Multi Sports Day was sponsored by Lord's Taverners ACT and was held at The Dome in Fadden on Wednesday 5 April, 2023. The day was attended by 165 school children, making it a roaring success. Tennis ACT partnered with Rising Star Tennis Academy to deliver the tennis component.

The morning session commenced at 9.30am and saw Primary school students rotated through the six sports. The afternoon session from 12:30pm rotated Secondary school students through the sports on offer. Lord's Taverners provided a sausage sizzle for lunch for both Primary and Secondary school students and staff.

This was a fantastic event for the six different sports to come together for the day and showcase their respective sports. It was a fun and rewarding day for all involved.

### AO PRIDE NIGHT

An inaugural AO Pride Night event was held during the Australian Open on 27 January at the Turner Tennis Club, led by two coaches, with 20-30 players in attendance.

### ACT INDIGENOUS TENNIS CARNIVAL

Tennis ACT hosted the ACT Indigenous Tennis Carnival on Friday June 2 at the Canberra Tennis Centre from 9:30am - 2:30pm. The Carnival was open for Aboriginal and Torres Strait Islander youth aged between 10 and 18 years. The Carnival is a celebration of Indigenous culture through sport, art and music. It included the following cultural and tennis activities:

- Welcome to Country
- Traditional Smoking Ceremony
- Basket weaving
- Boomerang painting
- Tennis clinics with Tennis Australia qualified coaches
- Hot Shots competition
- Morning Tea and lunch provided
- Gift packs for each participant

### ACTIVE INCLUSION COME & TRY EVENT

In partnership with Marymead, Tennis ACT hosted the Active Inclusion Come & Try Event on Saturday 3 June, from 10am to 2pm. Adam King from the Autism Centre was instrumental in organising various sports to attend the event. The event was split into two sessions (10am to 12pm and 12pm to 2pm), capturing both primary and high school aged children, and gave them the opportunity to try a variety of sports. A jumping castle, food vans, entertainment, on site activities and a BBQ were part of the successful day.





# COMPETITIVE PLAY

The Competitive Play area continues to be well supported by the ACT & Region, with tournaments seeing increased numbers and the Walking Clinic Junior and Adult Canberra Tennis Leagues (CTL) sustaining their success.

Creating more competitive play opportunities was the focus during 22-23 financial year. Working to achieve this goal, the Walking Clinic Junior CTL & Junior Development Series reached record numbers of participants. Tennis ACT also continued to work proactively with Tennis Australia to bring events to the region, including the Canberra International, ITF Juniors and Open events, the Claycourt Nationals, and the ACT Claycourt International #1 and #2 which were all hosted by the Australian capital. The competitive calendar season finished with Tennis ACT hosting the Pizzey Cup, where ACT athletes put on a show for the locals.

Whilst tournament season was in full swing, players with a Competitive Play Profile were able to be graded using their linked UTR, providing a better competitive player experience for all involved.

## COMPETITIONS

### THE WALKING CLINIC CANBERRA TENNIS LEAGUE

The Walking Clinic Canberra Tennis League (CTL) continued to be the primary competitive player pathway for players in the ACT & Region. Ongoing growth of the leagues was achieved through the use of Match Centre, a key digital asset, which furthers the digitisation of the CTL. This creates a better customer experience for all



involved and supported the ACT player base to increase by 10.7%, with 1,505 active players playing across the past 12 months.

Our Adult and Junior League partner, The Walking Clinic, continued to be a major supporter of Tennis ACT and our competitions. The important role they play in supporting the local tennis community is much appreciated. Thank you to Ricky and the whole team at The Walking Clinic, and we look forward to the years ahead together.

### THE WALKING CLINIC ADULT LEAGUES

Tennis ACT provided a suite of inter-club competitive opportunities for affiliated club members. These were delivered through a variety of both singles and doubles formats across Monday/Tuesday night, Thursday night, and Saturday leagues. This variety of formats offered competition for all.

In 22-23, The Walking Clinic Adult Leagues saw a total of 473 teams (-1.05%) participate in Spring (144), Summer (90), Autumn (141), and Winter (98) competitions. The ACT held two

Leagues Presentations which were well represented by winners and runners up from the Spring/Summer and Autumn/Winter competitions.

### THE WALKING CLINIC JUNIOR LEAGUES

Green and Yellow Ball leagues saw continued growth in 2022-23 with a total of 203 teams competing across Spring (101) and Autumn (102), representing a 6.28% increase.

Tennis ACT would like to thank all Junior League Club Coordinators, coaches, team supervisors and parents for their outstanding commitment and effort throughout the year, supporting the competition and players.

The Junior State League was re-launched in 22-23, with four girls and 12 boys competing in the inaugural competition.

The Girls Junior State League final was held on the same day as the finals of the ACT Claycourt International #1, with Wambui Taylor defeating Marqaylar Tere 7-5 6-1. The Boys Junior State League final is due to be held in July.

## EVENTS

### P<sup>2</sup> ADVISORY CANBERRA INTERNATIONAL

The P<sup>2</sup> Advisory Canberra International, the ACT & Region's premier international tennis event, made a long-awaited return to the Canberra Tennis Centre after a three-year hiatus due to bushfire activity/smoke haze and COVID-19.

The Women's (ITF 60K) Singles Final was a battle of the Brits, with Katie Boulter (GBR) defeating Jodie Burrage (GBR) 3-6, 6-3, 6-2 in a closely fought match in front of a sold-out crowd.

In the Men's (ATP 100) Singles Final, Marton Fucsovics (HUN) claimed the title with victory over Leandro Riedi (SUI) 7-5 6-4. Fucsovics is one of the most experienced players on the ATP Tour and has been ranked in the world's top 100 for many years.

The P<sup>2</sup> Advisory Canberra International welcomed over 130 players from 38 countries. The crowd attendance for the event saw the highest numbers on record, with over 15,000 fans coming from all across Canberra, NSW and even further afield (including attendance at the Community Tennis Day and event Media Launch). The 2023 P<sup>2</sup> Advisory Canberra International was made possible by support from local partners, businesses, Events ACT, ACT Government, Tennis Australia and an amazing event and volunteer team.

The event included a sold out Twilight Session featuring a men's semi-final and men's doubles final, 27 volunteers who worked a total of 879 hours, 62 ballkids, a concurrent Coaching Summit coaches forum, the inaugural Women Leaders in Tennis Breakfast, and engagement with 12 international embassies. Staff from five embassies attended matches (Serbia, Argentina, Netherlands, Switzerland and Japan) and the Ambassadors of Serbia, Argentina and Switzerland watched matches, boosting support for their players.

"The crowd throughout the whole tournament was fantastic. This is by far the highest attendance numbers, with over 15,000 fans coming from all across Canberra, NSW and even further afield." – Kim Kachel, Tournament Director.



### PRO TOUR

The ACT Claycourt Internationals #1 and #2 were held at the Canberra Tennis Centre from 13-26 March, 2023. Players from across the world came to the capital to earn valuable prizemoney and world ranking points. The men's and women's ITF World Tour events were well represented with players playing for a purse of \$25k (men) and \$60k (women) respectively. There were 139 players from 15 countries in the 128 main draw matches held over 14 days of tennis. With four courts live streamed throughout all 14 days, tennis in Canberra was on show for the world.

The Claycourt International events were used to leverage Tennis ACT's Women & Girls strategy across all areas, with the successful delivery of Canberra Girls Get Active Day and the Women In Sport and Leadership Brunch events.

A big thank you to the invaluable volunteers who contributed a total of

439 hours across the 14 days supporting the players and officials.

### ACT JUNIOR CHAMPIONSHIPS

Tennis ACT delivered the ACT Junior Championships from 14-17 April, 2023, in the lead up to the 12u & 14u Australian Claycourt Championships. The ACT Junior Championship is a 500 point event for the newly introduced Australian Tour, providing the top players in the country the opportunity to compete against one another. A total of 224 players competed in this tournament, providing key matches on the clay.

### 12U & 14U AUSTRALIAN CLAYCOURT CHAMPIONSHIPS

The 12u & 14u Australian Claycourt Championships were held at the Canberra Tennis Centre from 18-23 April, with a total of 128 players competing in the 371 matches across singles, doubles, and mixed doubles.



## COMPETITIVE PLAY

### 2023 12u & 14u AUSTRALIAN CLAYCOURT CHAMPIONSHIPS

#### Singles Champions

- 12u Boys – Sehun Park (WA)
- 12u Girls – Tori Russel (QLD)
- 14u Boys – Oscar Andrews (ACT)
- 14u Girls – Renee Alame (NSW)

#### Doubles Champions

- 12u Boys – Arkin Amin-Patal (QLD) / Sehun Park (WA)
- 12u Girls – Pauline Ma (VIC) / Valentyna Rosa (NSW)
- 14u Boys – Nikolas Baker (VIC) / Connor Mcevoy (QLD)
- 14u Girls – Sara Nikolic (WA) / Koharu Nishikawa (VIC)

### AUSTRALIAN JUNIOR TOUR

In 2023, the Australian Junior Tour comprises of over 200 events with players vying for an entry spot into the end of season Junior Tour Masters in Melbourne and the NSW/WA State Masters event. Following on from the introduction of the new competitive player pathway in 2022, Tennis World Canberra and Tennis ACT delivered five Junior Tour Masters events (JT500, JT250 and JT125) for 874 players.

### JUNIOR DEVELOPMENT SERIES

The Junior Development Series (JDS) continues to build on increased participation post COVID-19, with 310 participants across the four JDS events in the lead up to the 2022 Champion of Champions event. The Champion of Champions saw 57 players invited to participate based on their performance in JDS in 2022. JDS in 2023 has started strongly with 329 players attending the three events held so far. Tennis ACT would like to thank all the hardworking officials from Tennis Australia for their contribution and support in the running of tournaments in the ACT.

### ACT PERFORMANCE HIGHLIGHTS

#### Nick Kyrgios (Age: 28)

- ATP singles ranking #33 (as at 01/07/2023)
- ATP doubles ranking #58 (Career High – as at 01/07/2023)

Most notable Results:

- US Open 2022 Quarter Finalist

#### Charlie Camus (Age: 16)

Rankings/Ratings

- UTR: 12.49 (Aug '22) to 12.69 (Jul '23) – improvement of 0.20
- ITF Junior: 158 (Aug '22) to 45 (Jul '23) – improvement of 113
- ITF Mens: 1058 (as at 01/07/2023)

Most notable result/s from 22-23 (Most recent to oldest):  
MEN'S

- Concentrated on Juniors for a majority of 22-23

JUNIORS

Singles:

- J2 Sydney G2 Australia 17 Aug 2022 Hard Finalist
- JB2 Sydney GB2 Australia 10 Aug 2022 Hard Finalist



- J300 Nonthaburi J300 Thailand 06 Mar 2023 Hard Quarter Finalist
- J300 Sarawak J300Malaysia 4 Mar 2023 Hard Quarter Finalist
- J2 Nonthaburi G2Thailand 17 Oct 2022 Hard Semi Finalist

Doubles:

- Roland Garros Junior Championships JGS France 04 Jun 2023 Clay Semifinalist

#### Oscar Andrews (Age: 14)

Rankings/Ratings

- UTR: 9.46 (Aug '22) to 10.21 (Jul '23) – improvement of 0.75
- ITF Junior: unrated (Aug '22) to 1961 (Jul '23)

Most notable result/s from 22-23 (Most recent to oldest):

JUNIORS

Singles

- 2023 12u & 14u Australian Claycourt Championships – 14u Winner

### AUSTRALIAN TEAM'S CHAMPIONSHIP 2023

TEAM ACT

11u Boys: 4th Place

11u Girls: 9th Place

13u Boys: 6th Place

15u Girls: 6th Place

15u Boys: 2nd Place

Team: Elijah Dikkenberg, Oscar Andrews, Dylan Beeharry.

Manager: Nathan Price

2023 May: Pizzey Cup Team: 6th Place

2022 October: Bruce Cup Team: 5th Place

2023 May: NSW Interstate Championships

Girls 12s: Finalist (best ever result by an ACT team)

Team: Isabel Cairns, Anaise Maka, Piyushi Bandara, Amaya Muench

Manager: Wayne Miller

Notable Performance Points:

- 9 Juniors now with ITF Jr. Rankings
- 6 of 9 Junior players w/ ITF Jr. Rankings are female: Alisha Kumar, Aliyah Dwyer, Sophie McDonald, Zali Ilitch, Chevonne Van Rensburg, Wambui Taylor





TENNIS ACT SNAPSHOT

# 22-23 KEY FIGURES

PARTICIPATION

**37,166**

TOTAL PARTICIPANTS  
INCREASE OF 8%  
AND ALL-TIME RECORD

**8093**

PROGRAM  
PARTICIPANTS



**7068**

CLUB MEMBERS

**3692**

BOOK-A-COURT  
(NON-MEMBERS)

COMPETITIONS



**1505**

TOTAL  
CANBERRA  
TENNIS  
LEAGUE  
PLAYERS

**473**

TEAMS ENTERED IN  
THE WALKING CLINIC  
ADULT CANBERRA  
TENNIS LEAGUE

**203**

TEAMS (6.28%  
INCREASE) IN JU-  
NIOR CANBERRA  
TENNIS LEAGUE

SCHOOLS



**13,079**

PRIMARY  
SCHOOL  
PARTICIPANTS

**67**

PRIMARY  
SCHOOL  
PARTNERS

**4%** INCREASE  
SCHOOL  
participation

**5038**

SECONDARY  
SCHOOL  
PARTICIPANTS

**18**

SECONDARY  
SCHOOL  
PARTNERS



PERFORMANCE



NICK  
KYRGIOS

TOMMY  
CAMUS

CHARLIE  
CAMUS



**NICK KYRGIOS**

Ranked No.33 in the world in singles

**CHARLIE CAMUS**

Ranked No.1 in Australia in his birth year, and ranked top 10 globally. Qualified for French Open 2023 Junior Championship main draw at Roland Garros.

**ANNERLY POULOS AND TOMMY CAMUS**

Ranked No.1 in Australia in their birth years

**6 OF THE 9 JUNIOR PLAYERS W/ ITF JR. RANKINGS ARE FEMALE**

Alisha Kumar, Aliyah Dwyer, Sophie McDonald, Zali Ilitch, Chevonne Van Rensburg, Wambui Taylor



WOMEN & GIRLS

**70+**

GUESTS

Women in Sport and  
Leadership Brunch

**1100+**

ATTENDANCE

Girls Get Active Day (March)



DIGITAL ENGAGEMENT



**5700**

FOLLOWERS



**2197**

FOLLOWERS



**1235**

FOLLOWERS

FANS ON SITE



**15,000+**

CANBERRA INTERNATIONAL

**5800**

CLAYCOURT INTERNATIONALS



ENVIRONMENT

Recycling: 100% elimination of tennis balls going to landfill from Tennis ACT & Canberra Tennis Centre through collection and distribution to partner schools, pre-schools and the RSPCA.

Recycling: 100% recycling of tennis ball cans from the Canberra Tennis Centre and Tennis ACT through a partnership with the charity "Lids-for-Kids"



FACILITIES

**30** NUMBER OF  
VENUES WITH  
LED LIGHTING

BOOK A COURT

**29** VENUES USING  
THE BOOK A  
COURT SYSTEM

**97, 452**



COACHES

**113** TENNIS  
AUSTRALIA  
QUALIFIED

**36K+** BOOKINGS  
FOR THE  
YEAR

**TOTAL BOOKINGS  
FOR THE YEAR,  
19% INCREASE**



# ENGAGEMENT

## TENNIS ACT AWARDS 2022

On 17 September, Tennis ACT hosted the annual awards celebration at Manuka Oval.

Over 120 guests attended including club committees, coaches, volunteers, board members and staff. It was a great opportunity to recognise and celebrate the fantastic achievements in our tennis community.

### 2022 TENNIS ACT AWARD WINNERS

Coaching Excellence – Club  
Owen Peemoeller

Most Outstanding School  
Mother Teresa Primary

Most Outstanding Inclusion Initiative  
Manuka Tennis Club

Excellence in Officiating  
Ammad Shamsi

Most Outstanding 30+ Tennis Senior  
Graham Smith

Most Outstanding Tennis Club or Venue  
Manuka Tennis Club

Volunteer Achievement Award  
Paul Trezise

ACT Adult Club Player of the Year  
Tui Allison

ACT Junior Club Player of the Year  
Jackson Roberts

Coaching Excellence – Development  
Nathan Price

Coaching Excellence – Performance  
Alun Jones

Junior Athlete of the Year – Male  
Charlie Camus

Junior Athlete of the Year – Female  
Wambui Taylor

ACT Player of the Year  
Nick Kyrgios



## WALK OF FAME

Tennis ACT had three inductees into the Walk of Fame in the period, one announced in September 2022, and two further announced at the 100 Years of Tennis ACT celebration in March.

The Tennis ACT Walk of Fame honours those whose exceptional contribution has brought recognition and esteem to them and to tennis in the ACT & Region.

### REG “BLACKIE” BENNETT, INDUCTED 2022

Reginald (Reg) John Bennett was born on 3 December 1915 at Yowrie, near Cobargo, the second youngest of six boys.

The three younger boys Jim, Reg, and Mick all played tennis – self-taught against a paling fence and on the pounded earth court at Molonglo.

Reg enrolled at St Christophers School and excelled at many sports, notably AFL, rugby league, cricket and tennis.

In July 1926, three years after the formation of the Federal Capital Tennis Association, Reg, at the age of ten, reached the final of the Association’s first District Junior Boys Tennis Championships, played on the newly completed tennis courts at Telopea High.

At the age of sixteen “Blackie” Bennett, as he was now regularly nicknamed due to his jet-black hair, was added to the Queanbeyan team playing in the Country

Week Carnival in Sydney. Two years later Reg reached the finals of the junior singles and open doubles at Country Week.

In the boom local tennis years of the 1930s Reg dominated tennis in the Canberra/Queanbeyan region. In 1933, 1934 and 1935 Reg won the Queanbeyan Park singles – the B&B Trophy. In 1936 he won his first ACT Residents men’s singles title and the doubles with his brother, Jim. In 1937 Reg was the ACT Resident Champion in singles, doubles and mixed (with Joan Shumack, the top pre-WW2 female player). In the same year he won the singles, doubles, handicap and mixed in the ACT Open – a unique achievement.

Following the ‘lost tennis years’ of WW2 Reg continued where he left off in singles, doubles and mixed, Residents, Public Service and Open events. In 1954 he and a 15 year old junior, Pat Bridgeman, won their first mixed Residents together, going on to dominate Resident and Open mixed competitions for the next five years. Reg also captained highly competitive ACTLTA Country Week teams throughout the 1950s.

In 1961 Reg won his last residents finals at the age of 45 with Jim Jorgenson, beating the top doubles pairing of Peter and Cres Roberts. He also won the mixed with Jean Manning.

From his first junior championship win in 1926 through to retirement in the

mid-1960s Reg was at the top-flight level of Canberra tennis for almost 40 years. His record of 22 ACT Resident titles, 4 Broinowski (Public Service) Cups and 9 ACT Open titles is unmatched. Equally, his ACT representative career in Country Week and inter-city competitions over the same period is unsurpassed.

### LES CRAWLEY MBE, INDUCTED 2023

Les Crawley was born on 7 July 1891 in West Melbourne. He became an active and successful sportsman playing hockey, cricket and tennis.

In 1912 Les joined the Customs Department and in 1916 he married Ivy Alice Olney. Les and Ivy had four children – Jean, Ron, Gwen and Alan, all born in Victoria. When Parliament and Departments moved to Canberra, Les, then aged 36, moved with his family to the new national capital in 1927–28. Les immediately took up local sporting activities, notably cricket and tennis and he, Ivy and the family were foundation members of Reid Tennis club, with Les elected as the club’s first Vice President in 1928.

Les also became actively involved in the Federal Capital Territory Lawn Tennis Association, serving as Club delegate and then in 1933 was elected Association Vice President. He was one of the early recipients of a Royal Blue and Gold Pocket Badge for ‘Meritorious service in the interests of tennis’.

In 1951 Les became Patron of the Tennis Association. It was Les who, along with Bruce Mayo, made the first donations to a building fund to establish a new tennis headquarters in Canberra in 1951. Seventeen years later, Les held Foundation Membership No. 2 and Life Membership of the new National Tennis and Squash Centre at Lyneham. In 1953 Les was awarded an MBE. In that same year he was awarded his second Coronation Medal, by Queen Elizabeth II, for ‘Community service, including tennis’.

Les Crawley, as philanthropist, administrator and family patriarch, left a lasting legacy on Canberra tennis and can rightly be considered a true father of Canberra tennis. Upon his death in 1990 at age 99, his obituary acknowledged a “distinguished Canberra citizen” and his citation at the 75th anniversary of Tennis ACT records his, “truly great service to ACT tennis”.

### ANNE HAYCOCK OAM, INDUCTED 2023

Anne Haycock was born Anne McIntyre in Young, NSW, on 16 February 1943.

While Anne favoured school softball and hockey, she was also a member of a Vic Edwards tennis squad in Young. Later when boarding at Cowra, she played social night tennis.

Anne joined the Ladies Mid-Week competition in 1976 once both her children were in school. With the encouragement of close friend Dot Woodbridge, Anne became President of the Ladies Branch and organiser of the Mid-Week Ladies Competition from 1977 to 1988. Over this period the competition increased from two to eight divisions.

In 1988 Ken Willis invited Anne to serve on the board of the National Sports Club, where she served until 1996. In addition to this and her role on the Council, as well as continuing to work at the time, Anne became actively involved in Canberra Vets tennis in 1984. In 1991 she became the President and served until 1999. She was the first woman and the longest serving President, recognised with Life Membership in 2015.

Between 2003 and 2009 Anne served on the board of Tennis ACT and became a Life Member in 2009. Having recently turned 80, Anne has been actively involved in Canberra tennis for over 60 years.

At her Club she has been on the committee regularly since 1977 and has served two terms as President, becoming the Club’s first female President. She was made a Life Member in 1993. Anne has been recognised not only by her Club, the Territory, the Association and Tennis Seniors for her service but has also been recognised at a national level.

She received a Bicentennial Medal for services to tennis in 1988, an Australian Sports Medal in 2000, Australian Seniors Tennis Administrator of the Year in 2001 and an Order of Australia Medal (OAM) for services to Canberra tennis in 2022. Anne’s passion for the game, her willingness to volunteer at all levels, her knowledge of the sport and her personal friendships and support for individuals is truly outstanding. Her contribution to tennis in Canberra over the last 60 years is invaluable and unsurpassed.

Les and Anne joined previous inductees Wally Masur, Keith Carnall, Ken Willis, Alison Ide, Ros Balodis, Thomas Charles Boag, Bruce Larkham, Peter Roberts, Graham Bartlett and Annabel Ellwood.

## MEDIA ENGAGEMENT

Tennis ACT has a close relationship with local media outlets across Canberra. A number of media calls were held over the year with our stakeholders including the ACT Government, Nick Kyrgios, the NK Foundation, Get Set Tennis, and a wide range of local clubs and committee members.

## MAJOR EVENTS MARKETING AND COMMUNICATIONS STRATEGY

The last 12 months has seen the largest campaigns undertaken across the ACT & Region for the P<sup>2</sup> Advisory Canberra International, and the ACT Claycourt International events.

### P<sup>2</sup> Advisory Canberra International

**2023:** The marketing and promotions campaign kicked off at the Media Launch on Thursday 3 November 2022. After the official launch, a large marketing campaign followed, targeting the ACT and Regional NSW markets.

This was the largest campaign to date across the ACT & Region, including a three-phase strategy for the Media Launch, Community Tennis Day and the tournament.

### ACT Claycourt International 2023:

The marketing and communications plan commenced in early March, targeting the ACT and Regional NSW markets. Media buy included radio, digital advertising, poster campaign, roadside signs installed across major roads in Canberra, and a large targeted social media and YouTube campaign.

The campaign was leveraged further through partner channels including eDMs, social media and website content. Media exposure across the tournament and Canberra Girls Get Active Day included WIN News, The Canberra Times, The RiotACT, Canberra Weekly, ABC Grandstand, Hit 104.7FM, Mix 106.3FM and 2CC.



## ENGAGEMENT

### DIGITAL ENGAGEMENT

Over the previous 12 months there has been a strong focus on digital engagement, including increased engagement in social media, promotion of events, engaged fans and a strong digital element in all marketing and promotional campaigns for major events and participation initiatives.

#### 22-23 DIGITAL ENGAGEMENT OVERVIEW

(all percentages are a comparison to the previous period)

- Total Facebook Reach: **236,331 +30.9%**
- Total Instagram Reach: **42,702 +261.4%**
- Total Facebook Page Visits: **37,956 +380.2%**
- Total Instagram Profile Visits: **9,267 +86%**
- Total Facebook Page new likes: **368 +10%**



#### FACEBOOK

##### CBR SPORT AWARDS

Nick Kyrgios is officially a finalist for the CBR Sport Awards Athlete of the Year – Men's Sport.

- 455** likes and reactions
- 6,665** post reach
- 53** post comments



#### FACEBOOK

##### AMAROO TENNIS CENTRE

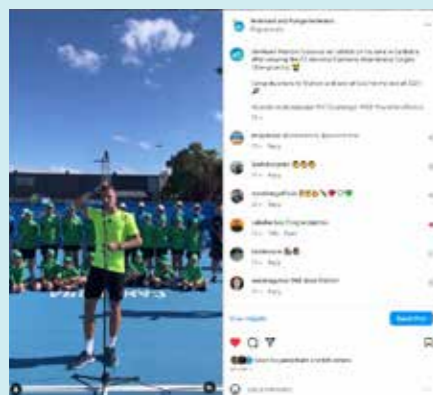
- 32,368** post reach
- 180** link clicks
- 147** comments
- 47** shares
- 1,421** reactions



#### FACEBOOK

Good luck to ACT's Elijah Dikkenberg who is in his first ITF final tomorrow at the Darwin Junior International.

- 5,979** post reach
- 273** likes and reactions
- 35** post comments



#### INSTAGRAM (REEL)

##### MARTON FUCSOVICS REFLECTS ON HIS TIME IN CANBERRA


- 5,263** post reach
- 615** likes
- Shared by Hungarian Tennis Association



#### INSTAGRAM (REEL)

I'm convinced that anyone with a haircut this good can beat Novak

- 236** likes
- 4,905** views
- Collaboration post with Get Set Tennis




#### INSTAGRAM

##### CHAMPIONS ROW FROM THE 12U & 14U AUSTRALIAN CLAYCOURT CHAMPIONSHIPS

- 8,220** post reach
- 473** likes

**Top Instagram Reels (L-R)**  
**Marton Fucsovics Canberra International Victory Speech, NK Foundation Amaroo Tennis Facility Promo, Get Set Tennis Canberra International Promo Video, Charlie Camus Canberra International Interview, Kim Kachel Farewell, Dane Sweeny Canberra International Match footage.**



#### CANBERRA GIRLS GET ACTIVE DAY

- Explored new ways to reach out to women and girls in the ACT by utilising YouTube ads
- Created short, snappy videos running through all the various offerings at the event
- Split-tested videos with different title variations to optimise
- Videos published in landscape and portrait formats for desktop and mobile.

#### Youtube Ad Results

- 75,000 unique viewers
- 245,000 impressions
- 600 clicks - \$1.00 cost per click
- Outperformed Facebook ads.

#### Facebook Ad Results

- 14,544 users reached
- Link clicks 449 - \$1.00 cost per click
- Cost per event response - \$1.42

#### CANBERRA INTERNATIONAL

- Facebook: 65 posts, 76 stories
- Instagram: 98 posts, 124 stories

#### Total Reach

- Facebook: 67,900 (+65%)
- Instagram: 17,200 (+514%)

#### New Followers/Likes

- Instagram: 142 new followers (+610%)
- Facebook: 72 new page likes (+453%)
- Most liked Instagram on record (615 likes)
- Focus on high-quality, engaging videos resulted in 370% increase in average view-count
- Charlie Camus' wildcard entry brought 168 Eventbrite link clicks.

#### Facebook Ad Results

Tournament:

- 29,712 users reached
  - 1,153 link clicks – cost per click \$0.52
- Twilight Session:  
(extremely successful campaign)
- 26,366 users reached
  - 723 link clicks – cost per click \$0.41
  - 455 ticket purchases made online.

#### 12U & 14U AUSTRALIAN CLAYCOURT CHAMPIONSHIPS

Total Reach

- Facebook 34,888
- Instagram: 6,270

#### Visits

- Facebook Page: 1,389
- Instagram Profile: 483
- Facebook new page likes: 10
- Instagram new followers: 38
- 2nd highest liked Instagram post – 473 likes.

#### CLAYCOURT INTERNATIONAL

Total Reach

- Facebook: 28,072 (+2.2%)
- Instagram: 5,003 (+343.1)

Visits

- Facebook page: 3,406 (+55.9%)
- Instagram profile: 1,579 (+378%)
- Facebook New Page likes: 30
- Instagram New followers: 62

#### WOMEN LEADERS IN SPORT BRUNCH

Promoted on Facebook

- 2,303 users reached
- 98 link clicks
- \$0.82 cost per click
- Video reel created from the morning.

#### TENNIS ACT WEBSITE

- Visitors: 26,683
- 28% returning visitors
- 72% new visitors
- 42.5% male, 57.5% female
- 25.48% aged 25-34 (highest age segment)
- New users: 21,585
- Pageviews: 78,847
- 74.6% found via organic search
- Canberra international page 20.6% of all page views.



# 100 YEARS OF TENNIS ACT

*“The ACT is where trailblazers are made. It’s where legends of the game come from near and far... and no matter who you speak to, everyone has a ‘Canberra story’. I may be biased, but I believe the ACT has the best tennis community going round”.*

*“We truly have the best tennis community in the country and as a collective are capable of amazing things. Everyone should be incredibly proud of the fantastic legacy that is being created in the ACT & Region. The last 100 years have laid the foundations for a brilliant century ahead. On behalf of Tennis ACT – thank you!”*

**Kim Kachel, Tennis ACT CEO**



On Saturday 4 March, Tennis ACT hosted the ‘100 Years of Tennis ACT gala dinner’ at the iconic National Arboretum. This event was to recognise and celebrate the last 100 years, while looking forward to the next 100 years.

Tennis in the ACT & Region officially began on 21 March 1923 with the Federal Territory Tennis Association being established. This was followed by Canberra’s first tennis competition in late 1923.

Five affiliate clubs competed in the A Grade Men’s Competition, including Canberra, Eastlake, Northbourne, West Ridge and Queanbeyan, with Queanbeyan taking home the trophy. These clubs were officially affiliated, as they paid the fee of five shillings to compete. 100 years on, we now have 37,166 participants (and counting!) across the ACT & Region.

The night was one to celebrate, with 350 guests from across the country.

The room was filled with those who are responsible for shaping our sport into what it is today – the players, coaches, officials, volunteers, club committees and presidents, life members, Walk of Fame inductees, former TACT board members and staff, ACT Government and partners.

Special guests also joined the night including Aussie tennis legends and icons Nick Kyrgios and his family, Neale Fraser, John Alexander, Wally Masur,



Helen Gourlay, and event MC John Fitzgerald.

Memorabilia was on display during the night, including trophies from the last 100 years adorning each dining table, and other iconic items. The night also saw the official induction of two Canberra tennis icons into the Tennis ACT Walk of Fame – Les Crawley MBE and Anne Haycock OAM.

Guests were treated to a viewing of the ‘Country Week’ film, the oldest film footage of a Canberra tennis representative team (consisting of all Queanbeyan players) that is known to exist. The footage shows the team playing at White City in Sydney. It was the first time the film has been shown in Canberra, with the last viewing taking place in Queanbeyan in 1953 at the opening of Bill Freebody’s refurbished Star Theatre. Thanks to a ‘chance’ discovery at the National Film and Sound Archive (NFSA) last year, the restored film was able to be played to the Centenary night audience.

The official 100th birthday on 21 March 2023 was celebrated with a hit on the Lodge’s historic court with Prime Minister Anthony Albanese. TACT Board members and the top three seeds in the ACT Claycourt International – Olivia Gadecki (Qld) – current world #144, Jaimee Fourlis (Vic) – career high #147 and Priscilla Hon (Qld) – career high #118 – joined the PM for the hit.

In May 2023, the 100 Years of Tennis ACT publication was released. It is available online thanks to the hard work and dedication of Colin Adrian.





# OFFICIATING

This year has been a big year of events and officiating as we have gotten back to tennis without interruptions and restrictions for the first time since prior to the COVID-19 pandemic.

It was great to see Canberra tennis events thriving and big events being held at Canberra Tennis Centre. From smaller Open 3k events through to the Pro Tour events over the summer period, there was some great tennis on the court and great officiating opportunities for all of our officials, both locally and from other parts of the country.

The 12u & 14u Australian Claycourt Championships are a great development opportunity for both players and officials. Many of our newest Chair Umpires from various parts of the country, including Canberra local Caitlyn Lewis, were coached by a number of our internationally accredited chair umpires, a great learning experience for all involved.

At a number of smaller events in Canberra several new court monitors received training, and we are converting them into Court Supervisors as this is being written [June 2023]. This should ensure that there is a local presence at events in the ACT & Region, and we hope to foster more recruitment in the area with a number of events taking place in Canberra.

Once again, it is great to see a couple of Canberra locals on the world stage with John Blom continuing to travel the world on the tour, and also Emma Walter getting international opportunities. This is a great example to upcoming officials of the opportunities that are available to them if they continue with their officiating.

Finally, we have recently appointed a new Officiating Development Coordinator in NSW/ACT who will be responsible for recruitment and development of officials in the area. This is a great thing for officiating in the ACT & Region, with current official Rick Lavers appointed in the role. He has hit the ground running in his first couple of weeks, with some great ideas on what can be done to increase the number of officials across the region, which will help make our events run smoother going forward.

Regards

**Joshua Galbraith**

*Officiating Administrator, Tennis Australia*

*Interim Officiating Development Coordinator NSW/ACT*





# TENNIS SENIORS

The 22-23 period has been a somewhat brighter time for Tennis Seniors ACT. Overall, there has been more tennis played in the last 12 months.

TSVIC (Tennis Seniors Victoria) hosted the Australian Seniors Team and Individual Championships in January 2023 at Swan Hill. Fifty-nine teams played in Swan Hill, with the ACT taking five Ladies' Teams and five Men's Teams to compete in various age groups. The ACT had success with two of our ladies' teams taking out gold medals in the Women's 60 Div 1 and the Women's 65 Div. The Men's 60 Div claimed runners up.

The Individual events followed the week of Team events, and once again Ros Balodis won her age groups for singles and mixed doubles. There were other ACT players competing in the individual events, but their opponents were a little too strong. Well done to all who competed in the Teams and Individual events.

The ACT Seniors Championships (Easter) were held from 7-10 April 2023. It rained nearly all-day Good Friday, such that only six matches were put on, but all came off after a few games. Fortunately, the next three days were great playing weather with no rain. To catch up, play started 8am Saturday morning and went through to 8pm, with the last few matches played under lights. Kal, the groundsman, did a great job maintaining the courts in top condition, such that players expressed favourable comments to playing on good clay courts. This year we had 116 entries with several highly ranked players, including 20 past and present Australian team representatives, along with a number of international players. There were



**Women's 65 Division**  
Left to right back row: Thelma Winroe, Karen Jameson, Vicki Ratliff, and Jenny Armellin  
Left to right front row: Gloria Carr, Peta Hoff, Lynette Sebbens (captain) Michelle Grant



**The Women's 60 Division 1**  
Left to right: Gail Cannon (Vic), Ros Balodis, Sue Willis, Helen Holcombe (captain) Leonie Ainsworth, Christine Jarret



**The Men's 60 Division were runners up**  
Left to right: Bill Henman, Ross Findlay (captain) Con Kounnas, Gary Renfrey, George Maksacheff VIC, Nigel Becroft WA

three players from Japan, two from Great Britain, one from Denmark, one from Germany and one from Ireland. This provided for some strong and competitive tennis.

A big plus again this year was access to Next Gen Café for food and refreshments with 'specials' provided to the players. A 'Meet and Greet' for players was held at Next Gen on the Thursday night before the tournament. On Saturday night an informal dinner was held at Jamison Southern Cross Club. Pat Moloney is

to be congratulated for administering the tournament, Mark Crawley for refereeing, to Sue Willis for organising Next Gen arrangements and to Hilary Bridgen as masseur. It was a very long, long weekend for the committee but especially for these committee people.

Nine Sunday Round Robins were played at Belconnen Tennis Club or Weston Creek Tennis Club. The competitors in the round robins were competing for the Venezuela Cups, which are presented to the most

successful players over the year. The 2022 winner was Daniel Tang and the runner-up Don Tucker.


Our tennis players once again gave support to other senior Divisions by attending several social and ITF interstate tournaments in Queensland, New South Wales, Victoria, and South Australia.

At the Christmas dinner our two major awards were presented. The Frank Thornton award for achieving the most notable tennis success over the past year went to Ros Balodis and the George Henshilwood Award for administrative work went to Betty Smith.

At the 2022 Tennis ACT Awards Graham Smith was awarded the Most Outstanding 30+ Tennis Senior in the ACT. This was followed up by Tennis ACT nominating him for the prestigious Australian Tennis Award for Most Outstanding 30+ Tennis Senior to be announced at the Newcombe Medal presentation night. A great achievement. Graham was up against Ian Delbridge (Sa) and Jarrad Broadhurst (Vic). The winner was the Victorian.

Tennis Seniors Australia's AGM was held in January in Swan Hill. Warren Müller was reappointed as TSA's Public Officer. The Presidents and Secretaries of the State and Territory divisions only met once, via Zoom, with the National Executive of Tennis Seniors Australia over this last year. The main discussion items were TSA funding, social and competitive tennis, the annual carnival, other tournaments, and divisional updates.

We celebrated two of our members turning 80 in 2023 at a luncheon held on 4 June at the Belconnen Soccer Club in



McKellar where 54 members and guests attended the luncheon.

Our membership to 30 June 2023 totals one life member, 138 regular members, and five Vetset subscribers.

Financially TSACT is in a sound position, with money in the bank and no expected large financial outlays.

The successful running of Tennis Seniors ACT during 22-23 is attributed to the good work put in by the committee members. I thank them all for their support and contribution.

**Graham Smith**  
President





# MIDWEEK LADIES

The 22-23 year has been a good year for Women's Midweek tennis thanks to a change of format. Instead of struggling to fill teams we decided to change over to a new format we call our "Concertina Ladder". We trialed this format first in 21-22 and called it "Cruising the Ladder," and it soon became apparent it provided benefits for our players.

In August last year, we did attempt to start our Spring competition with four teams in Division one and five in Division two. Before the competition started, we had made eleven changes and Division two had to be reduced to four teams. Then we had two withdrawals. Thank goodness, week one was a washout. COVID-19 was still a problem as well as injuries and prohibitive travel deals. It was at this point we decided we had to abandon the thought of a team's competition and change to the "Concertina Ladder".

Play started on August 30 with 27 players. We no longer had to battle with the difficult task of finding reserves when players were unavailable. We could either expand or collapse the ladder to accommodate the number of players available each week. If players were unavailable all players could be pushed upwards and if we had less players, we could collapse the ladder in a concertina fashion. New administration processes were set up because we no longer had a competition compatible with League Manager or Match Centre. Sue Willis had a contact in Queensland who helped guide us.

Our competition now runs smoothly. An email is sent to players each week



with the list of players registered for that week to play. All matches are played at Belconnen Tennis Centre and the club has been very obliging. Players arrive each Tuesday and meet in the gazebo where they pay their \$8 and check to see what group and court they are allocated. The player on top of the group is the captain and records the scores. At the end of play, the winning player goes up to the next group and the bottom player goes down. An email showing results is sent out to players each week after the matches. As players come in and out of the ladder, they are inserted back into their grade and into the middle of the group, so they don't impact on the player who has moved up or down.

A Presentation Lunch was held at the end of November after final day

matches at the Southern Cross Club in Jamison. Prizes were given for winners of each group on the last day and for those who played every week and accumulated the most games. We had ten players who managed to do that. We also awarded prizes for the most improved players. Those who moved up the ladder obtained a higher spot. It was a relief for the committee that we could maintain a Women's Midweek League, and a proud moment when many of the women played in the Australian Seniors Tennis Carnival in Swan Hill over the January holidays.

In February 2023, we stayed with the ladder format and welcomed nine new players. Over the next ten weeks we had 44 active players in our competition. We still had players managing injuries

and they were able to come in and out and it was good to see them return and not give up. A core group of nine players didn't miss a week. A Presentation Lunch was held on April 4 at the Southern Cross Club with plenty of prizes again. The committee listened to feedback from the players and as a result it was decided to continue with the Ladder format after the Easter school holidays and to hold a Gala Day on the last Tuesday of the term.

Play resumed on May 2 and the Autumn season gave us a variety of conditions, especially cloudy days and one washout which we had avoided to that point. The one big surprise came on June 20 when three courts were frozen after heavy rain and a minus four morning temperature. We had to concertina our ladder down that day.

Gala Day was organised by Vicki Ratliff and Peta Hoff and held on June 27. Players were organised into different combinations and played a tournament in the morning, with winners and losers given a playing card after each session. A prize was awarded for the person who had the best poker hand at the end. At our Presentation Lunch that followed, prizes were also awarded to the two winners of the tournament who were equal on games. We also had the usual prizes for the winners in the Ladder competition, with nine players again being the core who didn't miss a week. To date, we have 50 players who have played the Concertina Ladder format in the past 12 months.

What the committee likes about the ladder format is the reward factor. You



earn your place on the ladder. No more arguments about grading. It's exciting to see players improve and move up the ladder. But also, no more chasing reserves and nobody needs to sit out. Anyone can play, no matter what stage or age. Our oldest player is Daphne Kennedy, still holding her own in Group 3 at the age of 81. Our newest players who haven't picked up a racquet since childhood are gaining confidence and friendships. We all play at the one venue and those who choose to have lunch together afterwards. Belconnen Tennis Club is the perfect venue, and

we are very grateful to Barbara Tai who is readily at the end of the phone each week if we need to cancel a court.

I am also grateful to my committee members, Brenda Neal, Sue Willis, Michele Grant, and Julie Howe. Together we strive to bring fun, friendship, and fitness to anyone who wants to play Women's Midweek tennis. We welcome suggestions from the players, and we do have a wonderful group all enjoying their tennis.

**Betty Smith**  
President, Women's Midweek Tennis



TENNIS ACT LIMITED

ABN 22 131 826 554

# ANNUAL FINANCIAL REPORT

30 June 2023

|   |    |
|---|----|
| Directors' Report .....   | 44 |
| Statement of Financial Position .....                               | 47 |
| Statement of Profit or Loss<br>and Other Comprehensive Income ..... | 48 |
| Statement of Changes in Equity .....                                | 49 |
| Statement of Cash Flows .....                                       | 50 |
| Notes to the Financial Statements .....                             | 51 |
| Statement by the Directors .....                                    | 65 |
| Lead Auditor's<br>Independence Declaration .....                    | 66 |
| Independent Auditor's Report .....                                  | 67 |





# DIRECTORS' REPORT

FOR THE YEAR ENDED 30 JUNE 2023

The Directors present their report together with the financial report of Tennis ACT Limited ('the Company') for the financial year ended 30 June 2023 and the auditor's report thereon.

## 1. DIRECTORS

The Directors of the Company at any time during or since the end of the financial year are:

### President

|          |        |                                |
|----------|--------|--------------------------------|
| B Fuller | Lawyer | President since September 2019 |
|----------|--------|--------------------------------|

### Company Secretary

|            |                         |   |
|------------|-------------------------|---|
| K Kachel   | Chief Executive Officer | Ceased role of CEO and Company Secretary June 2023    |
| M La Brooy | Chief Executive Officer | Commenced role of CEO and Company Secretary July 2023 |

### Directors

|             |                           |                              |
|-------------|---------------------------|------------------------------|
| B Fuller    | Lawyer                    | Director since June 2011     |
| C Paris     | Public Administrator      | Director since November 2015 |
| L Stone     | Chartered Accountant      | Director since November 2015 |
| R Hendry    | General Manager           | Director since June 2016     |
| S Plummer   | General Manager           | Director since August 2017   |
| A Bartlett  | Lawyer                    | Director since November 2019 |
| A Landrigan | General Manager (Retired) | Director since November 2019 |
| P Trenbath  | Partner Media Agency      | Director since November 2020 |

## 2. DIRECTORS' MEETINGS

The number of Directors' meetings (including meetings of committees of Directors) and number of meetings attended by each of the Directors of the Company during the financial year are:

| Director    | Board Meetings |   | Finance & Audit Committee Meetings |   | Integrity Committee Meetings |   | Commercial Meetings |   |
|-------------|----------------|---|------------------------------------|---|------------------------------|---|---------------------|---|
|             | A              | B | A                                  | B | A                            | B | A                   | B |
| K Kachel    | 6              | 6 | 5                                  | 5 | 1                            | 1 |                     |   |
| R Hendry    | 6              | 4 |                                    |   |                              |   | 1                   | 1 |
| B Fuller    | 6              | 5 |                                    |   | 1                            | 1 | 1                   | 0 |
| C Paris     | 6              | 4 |                                    |   |                              |   |                     |   |
| L Stone     | 6              | 6 | 5                                  | 5 |                              |   |                     |   |
| S Plummer   | 6              | 5 | 5                                  | 5 |                              |   |                     |   |
| A Bartlett  | 6              | 6 |                                    |   | 1                            | 1 |                     |   |
| A Landrigan | 6              | 4 | 5                                  | 4 |                              |   |                     |   |
| P Trenbath  | 6              | 6 |                                    |   |                              |   | 1                   | 1 |

A - Number of meetings held during the time the Director held office during the year

B - Number of meetings attended

## 3. SHORT AND LONG-TERM OBJECTIVES AND STRATEGIES FOR ACHIEVING THOSE OBJECTIVES

The Company's objectives and strategies are to grow, manage, promote and develop the sport of tennis throughout the ACT and region by:

- providing strong leadership and direction that guides the sport towards our vision;
- advocating the accessibility of tennis as a sport for all people;
- promoting the health, economic, social and entertainment benefits that tennis delivers;
- preserving the rich heritage and traditions of tennis;
- partnering effectively with Tennis Australia, government, corporate partners and our clubs; and
- taking an active approach to the commercial development of the sport and industry in the region.

The Company, being an associate member of Tennis Australia Limited, receives grant funding that forms an integral part of the funding required for the Company to achieve its short and long-term objectives.

It is the view of the Directors that the Company would need to change its objectives in the future should funding from Tennis Australia Limited cease.

## 4. PRINCIPAL ACTIVITIES

The principal activities of the Company during the course of the financial year were the promotion and development of the game of tennis in the ACT and region, and to provide recreation, sports and other facilities for members and non-members of the Company. No significant changes in the nature of the Company's activity occurred during the financial year.

## 5. PERFORMANCE MEASURES

The Company has an annual review process that ensures key performance indicators (KPIs) are set and assessed to ensure the above objectives and strategies are being achieved to the highest degree possible.

## 6. OPERATING AND FINANCIAL REVIEW

The Company's net result for the year ended 30 June 2023 was a net deficit of \$140,281. This compares with a net surplus of \$166,246 for the year ended 30 June 2022.

The Company's net operating result (before depreciation and amortisation) for the year ended 30 June 2023 was a net surplus of \$299,511 (2022: \$590,593).

## 7. SIGNIFICANT CHANGES IN THE STATE OF AFFAIRS

In the opinion of the Directors there were no significant changes in the state of affairs of the Company that occurred during the financial year under review.

## 8. EVENTS SUBSEQUENT TO REPORTING DATE

In the interval between the end of the financial year and the date of this report there have been no events, items or transactions of material or unusual nature likely, in the opinion of the Directors of the Company, to significantly affect the operations of the Company, the results of those operations, or the state of affairs of the Company in future financial years.

## 9. LIKELY DEVELOPMENTS

The Directors do not anticipate any major changes in the basis of operations of the Company and the future results of those operations in subsequent financial years.

## 10. MEMBERS EQUITY

The Company is incorporated under the Corporations Act 2001 and is an entity limited by guarantee. If the Company is wound up, the constitution states that each member is required to contribute a maximum of \$1.00 each towards meeting any obligations of the entity. At 30 June 2023 the number of members was 7,068 (2022: 6,804).

## 11. INDEMNIFICATION AND INSURANCE OF OFFICERS

### Indemnification

The Company has agreed to indemnify the Directors of the Company against all liabilities to another person (other than the Company or a related body corporate) that may arise from their position as Directors of the Company, except where the liability arises out of conduct involving a lack of good faith. The agreement stipulates that the Company will meet the full amount of any such liabilities, including costs and expenses.

### Insurance Premiums

Tennis Australia, through a national insurance scheme, provides the Company with Directors' and officers' liability, legal expenses and insurance contracts, for current and former Directors and Officers of the Company.



## DIRECTORS' REPORT

FOR THE YEAR ENDED 30 JUNE 2023

### 12. LEAD AUDITOR'S INDEPENDENCE DECLARATION

The Lead auditor's independence declaration is set out on page 66 and forms part of the Directors' report for the financial year ended 30 June 2023.

This report is made in accordance with a resolution of the Directors:



B. Fuller  
President



L. Stone  
Director

Dated at Canberra 23rd day of August 2023.

## STATEMENT OF FINANCIAL POSITION

As at 30 June 2023

|                                      | Note | 2023<br>\$        | 2022<br>\$        |
|--------------------------------------|------|-------------------|-------------------|
| <b>Assets</b>                        |      |                   |                   |
| Cash and cash equivalents            | 10   | 692,400           | 1,544,631         |
| Trade receivables and other assets   | 11   | 425,829           | 205,756           |
| Financial Assets                     | 12   | 800,000           | -                 |
| <b>Total current assets</b>          |      | <b>1,918,229</b>  | <b>1,750,387</b>  |
| Property, plant and equipment        | 13   | 7,425,681         | 7,787,136         |
| Right-of-use assets                  | 14   | 1,066,758         | 1,040,390         |
| <b>Total non-current assets</b>      |      | <b>8,492,439</b>  | <b>8,827,526</b>  |
| <b>Total assets</b>                  |      | <b>10,410,668</b> | <b>10,577,913</b> |
| <b>Liabilities</b>                   |      |                   |                   |
| Trade payables and other payables    | 15   | 522,846           | 126,483           |
| Employee benefits                    | 16   | 60,686            | 199,982           |
| Income received in advance           | 17   | 9,710             | 65,790            |
| Interest bearing liabilities         | 18   | 170,275           | 187,091           |
| Lease liabilities                    | 19   | 17,345            | 15,959            |
| <b>Total current liabilities</b>     |      | <b>780,862</b>    | <b>595,305</b>    |
| Employee benefits                    | 16   | 12,534            | 7,117             |
| Interest bearing liabilities         | 18   | 421,626           | 679,726           |
| Provisions                           | 20   | 7,142             | 7,142             |
| Lease liabilities                    | 19   | 1,112,118         | 1,071,956         |
| <b>Total non-current liabilities</b> |      | <b>1,553,420</b>  | <b>1,765,941</b>  |
| <b>Total liabilities</b>             |      | <b>2,334,282</b>  | <b>2,361,246</b>  |
| <b>Net assets</b>                    |      | <b>8,076,386</b>  | <b>8,216,667</b>  |
| <b>Members' equity</b>               |      |                   |                   |
| Retained earnings                    |      | 6,872,251         | 7,012,532         |
| Reserves                             | 21   | 1,204,135         | 1,204,135         |
| <b>Total members' equity</b>         |      | <b>8,076,386</b>  | <b>8,216,667</b>  |

The statement of financial position is to be read in conjunction with the notes to the financial statements.



## STATEMENT OF PROFIT OR LOSS AND OTHER COMPREHENSIVE INCOME

FOR THE YEAR ENDED 30 JUNE 2023

|   | Note | 2023<br>\$  | 2022<br>\$  |
|---|------|-------------|-------------|
| Revenue                                 | 5    | 458,091     | 345,388     |
| <b>Total revenues</b>                   |      | 458,091     | 345,388     |
| Other income                            | 6    | 1,310,712   | 1,596,151   |
| <b>Total other income</b>               |      | 1,310,712   | 1,596,151   |
| <b>Expenses</b>                         |      |             |             |
| Tournaments and competitions expenses   |      | (251,066)   | (123,739)   |
| Commercial operations expenses          |      | (455,199)   | (412,994)   |
| Participation expenses                  |      | (237,590)   | (447,555)   |
| Media and communications expenses       |      | (281,404)   | (159,230)   |
| Finance and administration expenses     |      | (602,052)   | (571,168)   |
| <b>Total expenses</b>                   |      | (1,827,312) | (1,714,686) |
| Finance costs                           |      | (81,772)    | (60,607)    |
| <b>Net finance (costs)</b>              | 8    | (81,772)    | (60,607)    |
| <b>(Deficit) / surplus for the year</b> |      | (140,281)   | 166,246     |

The statement of profit and loss and other comprehensive income is to be read in conjunction with the notes to the financial statements.

## STATEMENT OF CHANGES IN EQUITY

FOR THE YEAR ENDED 30 JUNE 2023

|                         | Asset Revaluation Reserve<br>\$ | Retained Earnings<br>\$ | Total Equity<br>\$ |
|-------------------------|---------------------------------|-------------------------|--------------------|
| Balance at 1 July 2021  | 1,204,135                       | 6,846,286               | 8,050,421          |
| Surplus for the year    | -                               | 166,246                 | 166,246            |
| Balance at 30 June 2022 | 1,204,135                       | 7,012,532               | 8,216,667          |
| Balance at 1 July 2022  | 1,204,135                       | 7,012,532               | 8,216,667          |
| Deficit for the year    | -                               | (140,281)               | (140,281)          |
| Balance at 30 June 2023 | 1,204,135                       | 6,872,251               | 8,076,386          |

The statement of changes in equity is to be read in conjunction with the notes to the financial statements.



# STATEMENT OF CASH FLOWS

FOR THE YEAR ENDED 30 JUNE 2023

|  | Note | 2023<br>\$       | 2022<br>\$       |
|--|------|------------------|------------------|
| <b>Cash flows from operating activities</b>    |      |                  |                  |
| Cash receipts from customers                   |      | 1,580,324        | 1,575,711        |
| Cash receipts from government grants           |      | 75,358           | 450,718          |
| Cash paid to suppliers and employees           |      | (1,288,068)      | (1,615,936)      |
| <b>Net cash from operating activities</b>      |      | <b>367,614</b>   | <b>410,493</b>   |
| <b>Cash flows from investing activities</b>    |      |                  |                  |
| Acquisition of property, plant and equipment   | 13   | (46,472)         | (183,102)        |
| Investment in term deposit                     |      | (800,000)        | -                |
| <b>Net cash (used in) investing activities</b> |      | <b>(846,472)</b> | <b>(183,102)</b> |
| <b>Cash flows from financing activities</b>    |      |                  |                  |
| Interest paid                                  | 8    | (37,386)         | (17,866)         |
| Repayment of borrowings                        |      | (274,916)        | (140,103)        |
| Lease payments (principal and interest)        |      | (61,071)         | (57,289)         |
| <b>Net cash (used in) financing activities</b> |      | <b>(373,373)</b> | <b>(215,258)</b> |
| Net increase in cash and cash equivalents      |      | (852,231)        | 12,133           |
| Cash and cash equivalents at 1 July            |      | 1,544,631        | 1,532,498        |
| <b>Cash and cash equivalents at 30 June</b>    | 10   | <b>692,400</b>   | <b>1,544,631</b> |

The statement of cash flows is to be read in conjunction with the notes to the financial statements.

# NOTES TO THE FINANCIAL STATEMENTS

FOR THE YEAR ENDED 30 JUNE 2023

## 1. REPORTING ENTITY

Tennis ACT Limited (the "Company") is a company domiciled in Australia. The Company is a company limited by guarantee. The address of the Company's registered office is:

1 Riggall Place  
Lyneham, ACT 2602

The Company is a not for profit entity and the principal activities of the Company during the course of the financial year were the promotion and development of the game of tennis in the Australian Capital Territory and region.

## 2. BASIS OF PREPARATION

### (a) Statement of compliance

The financial statements are general purpose financial statements which have been prepared in accordance with Australian Accounting Standards - Simplified Disclosures made by the Australian Accounting Standards Board and the Corporations Act 2001.

The financial statements were approved by the Board of Directors on 23 August 2023.

### (b) Basis of measurement

The financial report has been prepared on the historical cost basis.

### (c) Functional and presentation currency

The financial report is presented in Australian dollars, which is the Company's functional currency.

### (d) Use of estimates and judgements

The preparation of financial statements requires management to make judgements, estimates and assumptions that affect the application of accounting policies and the reported amounts of assets, liabilities, income and expenses. Actual results may differ from these estimates.

Estimates and underlying assumptions are reviewed on an ongoing basis. Revisions to accounting estimates are recognised in the period in which the estimate is revised and in any future periods affected.

### (e) Going concern

As noted in Note 24, the Company is economically dependent upon Tennis Australia and receives grant funding that forms an integral part of the funding required for the Company to achieve its short and long-term objectives.

In the unlikely event that grant funding from Tennis Australia should cease, or be reduced, it is the view of the Directors that the Company would still be able to continue meeting the above objectives, albeit to a lesser extent.

The Directors have concluded that it is appropriate that these financial statements are prepared on a going concern basis, taking regard of the above.

## 3. SIGNIFICANT ACCOUNTING POLICIES

### (a) Financial instruments

The principal accounting policies adopted in the preparation of the financial report are set out below. These have been consistently applied to all periods presented in these financial statements.

### (i) Recognition, initial measurement and derecognition

Financial assets and financial liabilities are recognised when the Company becomes a party to the contractual provisions of the financial instrument, and are measured initially at fair value adjusted by transactions costs, except for those carried at fair value through profit or loss, which are measured initially at fair value. Subsequent measurement of financial assets and financial liabilities are described below.

Financial assets are derecognised when the contractual rights to the cash flows from the financial asset expire, or when the financial asset and all substantial risks and rewards are transferred. A financial liability is derecognised when it is extinguished, discharged, cancelled or expires.

### (ii) Classification and subsequent measurement of financial assets

Except for those trade receivables that do not contain a significant financing component and are measured at the transaction price, all financial assets are initially measured at fair value adjusted for transaction costs (where applicable).

For the purpose of subsequent measurement, financial assets other than those designated and effective as hedging instruments are classified into the following categories upon initial recognition:

- Amortised cost
- Fair value through profit or loss (FVPL)
- Equity instruments at fair value through other comprehensive income (FVOCI)

All income and expenses relating to financial assets that are recognised in profit or loss are presented within finance costs, finance income or other financial items, except for impairment of trade receivables which is presented within other expenses. Classifications are determined by both:

- The Company's business model for managing the financial asset
- The contractual cash flow characteristics of the financial assets

All income and expenses relating to financial assets that are recognised in profit or loss are presented within finance costs, finance income or other financial items, except for impairment of trade receivables, which is presented within other expenses.



# NOTES TO THE FINANCIAL STATEMENTS

FOR THE YEAR ENDED 30 JUNE 2023

## 3. SIGNIFICANT ACCOUNTING POLICIES (CONTINUED)

### (a) Financial instruments (CONTINUED)

#### (iii) Subsequent measurement of financial assets

Financial assets at amortised cost

Financial assets are measured at amortised cost if the assets meet the following conditions (and are not designated as FVPL):

- They are held within a business model whose objective is to hold the financial assets and collect its contractual cash flows
- The contractual terms of the financial assets give rise to cash flows that are solely payments of principal and interest on the principal amount outstanding

After initial recognition, these are measured at amortised cost using the effective interest method. Discounting is omitted where the effect of discounting is immaterial. The Company's cash and cash equivalents, trade and most other receivables fall into this category of financial instrument as well as long-term deposit.

The Company do not hold any financial assets at FVOCI.

#### (iv) Cash and cash equivalents

Cash and cash equivalents comprise cash balances and call deposits with maturities of three months or less from the acquisition date that are subject to an insignificant risk of changes in their fair value, and are used by the Company in the management of its short term commitments.

#### (v) Non-derivative financial liabilities

The Company has the following non-derivative financial liabilities: interest bearing liabilities, bank overdrafts and trade and other payables.

Financial liabilities are initially measured at fair value, and, where applicable, adjusted for transaction costs unless the Company designated a financial liability at fair value through profit or loss.

Subsequently, financial liabilities are measured at amortised cost using the effective interest method except for derivatives and financial liabilities designated at FVPL, which are carried subsequently at fair value with gains or losses recognised in profit or loss.

All interest-related charges and, if applicable, changes in an instrument's fair value that are reported in profit or loss are included within finance costs or finance income.

### (b) Property, plant and equipment

#### (i) Recognition and measurement

Items of property, plant and equipment are measured at cost or deemed cost less accumulated depreciation (see below) and accumulated impairment losses. The cost of property, plant and equipment at 1 July 2004, the date of transition to AASBs, was determined by reference to its cost at that date.

Cost includes expenditures that are directly attributable to the acquisition of the asset. The cost of self-constructed assets includes the cost of materials, direct labour, the initial estimate, where relevant, of the costs of dismantling and removing the items and restoring the site on which they are located, and an appropriate proportion of production overheads. Purchased software that is integral to the functionality of the related equipment is capitalised as part of that equipment.

Where parts of an item of property, plant and equipment have different useful lives, they are accounted for as separate items (major components) of property, plant and equipment.

#### (ii) Subsequent costs

The cost of replacing part of an item of property, plant and equipment is recognised in the carrying amount of the item if it is probable that the future economic benefits embodied within the part will flow to the Company and its cost can be measured reliably. The costs of the day-to-day servicing of property, plant and equipment are recognised in the statement of profit or loss as incurred.

#### (iii) Depreciation

Depreciation is recognised in profit or loss on a straight-line basis over the estimated useful lives of each part of an item of property, plant and equipment.

The estimated useful lives in the current and comparative periods are as follows:

- Leasehold land and buildings 7 - 40 years
- Plant and equipment 3 - 10 years
- Courts and court equipment 5 - 50 years

The residual value, the useful life and the depreciation method applied to an asset are reassessed at least annually.

### (c) Impairment

#### (i) Financial assets (including receivables)

AASB 9's impairment requirements use forward-looking information to recognise expected credit losses – the 'expected credit losses (ECL) model'. Instruments within the scope of the requirements include loans and other debt-type financial assets measured at amortised cost.

The Company makes use of a simplified approach in accounting for trade and other receivables and records the loss allowance at the amount equal to the expected lifetime credit losses. In using this practical expedient, the Company uses its historical experience, external indicators and forward-looking information to calculate the expected credit losses using a provision matrix.

The Company assumes that the credit risk on a financial asset has increased significantly if it is more than 120 days past due.

The maximum period considered when estimating ECLs is the maximum contractual period over which the Company is exposed to credit risk.

# NOTES TO THE FINANCIAL STATEMENTS

FOR THE YEAR ENDED 30 JUNE 2023

## 3. SIGNIFICANT ACCOUNTING POLICIES (CONTINUED)

### (c) Impairment (CONTINUED)

#### (i) Financial assets (including receivables) (CONTINUED)

##### Measurement of ECLs

ECLs are probability-weighted estimates of credit losses. Credit losses are measured as the present value of all cash shortfalls (ie the difference between the cash flow due to a Company in accordance with the contract and the cash flow that the Company expects to receive).

ECLs are discounted at the effective interest rate of the financial asset.

##### Presentation of allowance of ECL in statement of financial position

Loss allowance for financial assets measured at amortised cost are deducted from the gross carrying amount of the assets.

#### (ii) Non-financial assets

The carrying amounts of the Company's non-financial assets, other than inventories, are reviewed at each reporting date to determine whether there is any indication of impairment. If any such indication exists, then the asset's recoverable amount is estimated.

An impairment loss is recognised if the carrying amount of an asset or its cash-generating unit exceeds its recoverable amount. A cash-generating unit is the smallest identifiable asset group that generates cash flows that largely are independent from other assets and groups. Impairment losses are recognised in profit or loss. Impairment losses recognised in respect of cash-generating units are allocated first to reduce the carrying amount of any goodwill allocated to the units and then to reduce the carrying amount of the other assets in the unit (group of units) on a pro rata basis.

The recoverable amount of an asset or cash-generating unit is the greater of its value in use and its fair value less costs to sell.

Impairment losses recognised in prior periods are assessed at each reporting date for any indications that the loss has decreased or no longer exists. An impairment loss is reversed if there has been a change in the estimates used to determine the recoverable amount. An impairment loss is reversed only to the extent that the asset's carrying amount does not exceed the carrying amount that would have been determined, net of depreciation or amortisation, if no impairment loss had been recognised.

### (d) Employee benefits

#### (i) Long-term employee benefits

The Company's net obligation in respect of long-term service benefits is the amount of future benefit that employees have earned in return for their service in the current and prior periods. The obligation is calculated using expected future increases in wage and salary rates including related on-costs and expected settlement dates, and is discounted using the rates attached to the corporate

bonds at the balance sheet date which have maturity dates approximating to the terms of the Company's obligations.

#### (ii) Short-term employee benefits

Short-term employee benefits are expensed as the related service is provided. A liability is recognised for the amount expected to be paid if the Company has a present legal or constructive obligation to pay this amount as a result of past service provided by the employee and the obligation can be estimated reliably.

#### (iii) Termination benefits

Termination benefits are expensed at the earlier of when the Company can no longer withdraw the offer of those benefits and when the Company recognises costs for a restructuring. If benefits are not expected to be settled wholly within 12 months at the end of the reporting, then they are discounted.

#### (iv) Defined contribution plans

Obligations for contributions to defined contribution plans are expensed as the related service is provided. Prepaid contributions are recognised as an asset to the extent that a cash refund or a reduction in future payments is available.

### (e) Provisions

A provision is recognised if, as a result of a past event, the Company has a present legal or constructive obligation that can be estimated reliably, and it is probable that an outflow of economic benefits will be required to settle the obligation. Provisions are determined by discounting the expected future cash flows at a rate that reflects current market assessments of the time value of money and the risks specific to the liability.

### (f) Revenue and other income

#### (i) Revenue recognition policy for revenue from contracts with customers (AASB 15)

AASB 15 requires revenue to be recognised when control of a promised good or service is passed to the customer at an amount which reflects the expected consideration. The customer for these contracts is the fund provider.

Generally, the timing of the payment for sale of goods and rendering of services corresponds closely to the timing of satisfaction of the performance obligations, however where there is a difference, it will result in the recognition of a receivable, contract asset or contract liability.

None of the revenue streams of the Company have any significant financing terms as there is less than 12 months between receipt of funds and satisfaction of performance obligations. Costs are recognised on an accrual basis.

#### Grant income from Government and Tennis Australia

Grant income arising from an agreement which contains enforceable and sufficiently specific performance obligations is recognised when control of each performance obligation is satisfied. This is generally the case for the monies from the Government and the performance obligations are varied based on the agreement.



# NOTES TO THE FINANCIAL STATEMENTS

FOR THE YEAR ENDED 30 JUNE 2023

## 3. SIGNIFICANT ACCOUNTING POLICIES (CONTINUED)

### (f) Revenue and other income (CONTINUED)

#### (i) Revenue recognition policy for revenue from contracts with customers (AASB 15) (CONTINUED)

##### **Grant income from Government and Tennis Australia (CONTINUED)**

Within grant agreements there may be some performance obligations where control transfers at a point in time and others which have continuous transfer of control over the life of the contract.

Where control is transferred over time, generally the revenue recognition is based on either cost or time incurred which best reflects the transfer of control.

##### **Affiliation fees**

Revenue from affiliation fees is recognised in the profit or loss in proportion to the stage of completion of the transaction at the reporting date. The stage of completion is assessed by reference to the period to which membership relates.

#### (ii) Revenue recognition policy for revenue streams which are either not enforceable or do not have sufficiently specific performance obligations (AASB 1058)

##### **Grant income**

Assets arising from grants in the scope of AASB 1058 are recognised at their fair value when the asset is received. These assets are generally cash but may be property which has been donated or sold to the Company at significantly below its fair value.

Once the asset has been recognised, the Company recognises any related liability amounts. Once the assets and liabilities have been recognised then income is recognised for any difference between the recorded asset and liability.

##### **Capital grants**

Capital grants received under an enforceable agreement to enable the Company to acquire or construct an item of property, plant and equipment to identified specifications which will be controlled by the Company (once complete) are recognised as revenue as and when the obligation to construct or purchase is completed.

For construction projects, this is generally as the construction progresses in accordance with costs incurred since this is deemed to be the most appropriate measure of the completeness of the construction project as there is no profit margin. For acquisitions of assets, the revenue is recognised when the asset is acquired and controlled by the Company.

##### **Volunteer services**

The Company has elected not to record volunteer services in the financial statements. Volunteer services received relate to assistance in the organising and running of tennis events throughout the ACT and region.

#### (iii) Significant estimate and judgements relating to revenue

For many of the grant agreements received, the determination of whether the contract includes sufficiently specific performance obligations was a significant judgement involving discussions with several parties at the Company, review of the proposal documents prepared during the grant application phase and consideration of the terms and conditions.

Grants received by the Company have been accounted for under both AASB 15 and AASB 1058 depending on the terms and conditions and decisions made.

If this determination was changed then the revenue recognition pattern would be different from that recognised in this financial report.

#### (g) Leases

At inception of a contract, the Company assesses whether a contract is, or contains, a lease. A contract is, or contains, a lease if the contract conveys the right to control the use of an identified asset for a period of time in exchange for consideration. To assess whether a contract conveys the right to control the use of an identified asset, the Company uses the definition of a lease in AASB 16.

#### (i) As a lessee

##### **Initial recognition and measurement**

At commencement or on modification of a contract that contains a lease component, the Company allocates the consideration in the contract to each lease component on the basis of its relative standalone prices. However, for the leases of property the Company has elected not to separate non-lease components and account for the lease and non-lease components as a single lease component.

The Company recognises a right-of-use asset and a lease liability at the lease commencement date. The right-of-use asset is initially measured at cost, which comprises the initial amount of the lease liability adjusted for any lease payments made at or before the commencement date, plus any initial direct costs incurred and an estimate of costs to dismantle and remove the underlying asset or to restore the underlying asset or the site on which it is located, less any lease incentives received.

The right-of-use asset is subsequently depreciated using the straight-line method from the commencement date to the end of the lease term, unless the lease transfers ownership of the underlying asset to the Company by the end of the lease term or the cost of the right-of-use asset reflects that the Company will exercise a purchase option. In that case the right-of-use asset will be depreciated over the useful life of the underlying asset, which is determined on the same basis as those of property and equipment. In addition, the right-of-use asset is periodically reduced by impairment losses, if any, and adjusted for certain re-measurements of the lease liability.

The lease liability is initially measured at the present value of the lease payments that are not paid at the commencement

# NOTES TO THE FINANCIAL STATEMENTS

FOR THE YEAR ENDED 30 JUNE 2023

## 3. SIGNIFICANT ACCOUNTING POLICIES (CONTINUED)

### (g) Leases (CONTINUED)

#### (i) As a lessee (CONTINUED)

##### **Initial recognition and measurement (CONTINUED)**

date, discounted using the interest rate implicit in the lease or, if that rate cannot be readily determined, the Company's incremental borrowing rate. Generally, the Company uses its incremental borrowing rate as the discount rate.

The Company determines its incremental borrowing rate by obtaining interest rates from various external financing sources and makes certain adjustments to reflect the terms of the lease and type of the asset leased.

Lease payments included in the measurement of the lease liability comprise the following:

- fixed payments, including in-substance fixed payment;
- variable lease payments that depend on an index or a rate, initially measured using the index or rate as at the commencement date;
- amounts expected to be payable under a residual value guarantee; and
- the exercise price under a purchase option that the Company is reasonably certain to exercise, lease payments in an optional renewal period if the Company is reasonably certain to exercise an extension option, and penalties for early termination of a lease unless the Company is reasonably certain not to terminate early.

The lease liability is measured at amortised cost using the effective interest method. It is remeasured when there is a change in future lease payments arising from a change in an index or rate, if there is a change in the Company's estimate of the amount expected to be payable under a residual value guarantee, if the Company changes its assessment of whether it will exercise a purchase, extension or termination option or if there is a revised in-substance fixed lease payment.

When the lease liability is remeasured in this way, a corresponding adjustment is made to the carrying amount of the right-of-use asset, or is recorded in profit or loss if the carrying amount of the right-of-use asset has been reduced to zero. The Company presents right-of-use assets that do not meet the definition of investment property in property, plant and equipment and lease liabilities in loans and borrowings in the statement of financial position.

##### **Short-term leases and leases of low-value assets**

The Company has elected not to recognise right-of-use assets and lease liabilities for leases of low-value assets and short-term leases, including IT equipment. The Company recognises the lease payments associated with these leases as an expense on a straight-line basis over the lease term.

At inception or on modification of a contract that contains a lease component, the Company allocates the consideration

in the contract to each lease component on the basis of their relative stand-alone prices.

##### **Leases with significantly below-market terms and conditions**

The Company has elected to record leases with significantly below-market terms and conditions ('peppercorn leases') at cost rather than fair value.

The Company has the right to use a part of Block 10 and 12 for \$0.10 per annum. This property is used for operation of Tennis and the lease term ends in 2103. As the lease was deemed below market value the Company has adopted the amendments made to AASB 16 and AASB 1058 which allows for these leases to be recognised at cost rather than market value.

#### (ii) As a lessor

When the Company acts as a lessor, it determines at lease inception whether each lease is a finance lease or an operating lease.

To classify each lease, the Company makes an overall assessment of whether the lease transfers substantially all of the risks and rewards incidental to ownership of the underlying assets. If this is the case, then the lease is a finance lease; if not, then it is an operating lease. As part of this assessment, the Company considers certain indicators such as whether the lease is for the major part of the economic life of the asset.

If an arrangement contains lease and non-lease components, then the Company applies AASB 15 to allocate the consideration in the contract.

The Company recognises lease payments received under operating leases as income on a straight-line basis over the lease term as part of 'Rental income'.

#### (h) Finance income and costs

Finance income comprises interest income on funds invested. Interest income is recognised as it accrues, in profit or loss using the effective interest method.

Finance costs comprise interest expense on borrowings. All borrowing costs are recognised in profit or loss using the effective interest method.

#### (i) Income tax

The income of the Company is exempt from income tax, and accordingly, no provision has been made in the accounts for income tax payable.

Withholding tax from other jurisdictions is provided when the liability is due and payable.

#### (j) Goods and services tax

Revenue, expenses and assets are recognised net of the amount of goods and services tax (GST), except where the amount of GST incurred is not recoverable from the taxation authority. In these circumstances, the GST is recognised as part of the cost of acquisition of the asset or as part of the expense.



## NOTES TO THE FINANCIAL STATEMENTS

FOR THE YEAR ENDED 30 JUNE 2023

### 3. SIGNIFICANT ACCOUNTING POLICIES (CONTINUED)

#### (j) Goods and services tax (CONTINUED)

Receivables and payables are stated with the amount of GST included.

Cash flows are included in the statement of cash flows on a gross basis. The GST components of cash flows arising from investing and financing activities which are recoverable from, or payable to, the ATO are classified as operating cash flows.

#### (k) New accounting standard adopted

In the current year, the Company adopted all new and revised standards and interpretations issued by the Australian Accounting Standards Board effective for the current reporting period.

#### (l) New accounting standards and interpretations not yet adopted

There are no standards or amendments that have been issued but not yet effective that are expected to have a significant impact on the Company.

The Company has not adopted, and currently does not anticipate adopting any standards prior to their effective dates.

### 5. REVENUE

#### (i) Revenue from contracts with customers - AASB 15 *Revenue from Contracts with Customers*

|                                | 2023<br>\$ | 2022<br>\$ |
|--------------------------------|------------|------------|
| Affiliations and registrations | 60,414     | 57,305     |
| Entry fees                     | 37,413     | 15,158     |
| Program and event income       | 206,965    | 101,480    |
| Sponsorship and advertising    | 138,940    | 142,652    |
| Other                          | 14,359     | 28,793     |
|                                | 458,091    | 345,388    |

#### (ii) Timing of revenue recognition

|   | 2023<br>\$ | 2022<br>\$ |
|---|------------|------------|
| Services transferred at a point in time | 258,737    | 145,431    |
| Services transferred over time          | 199,354    | 199,957    |
|   | 458,091    | 345,388    |

### 4. DETERMINATION OF FAIR VALUES

A number of the Company's accounting policies and disclosures require the determination of fair value, for both financial and non-financial assets and liabilities. Fair values have been determined for measurement and/or disclosure purposes based on the following methods.

- Level 1: quoted prices (unadjusted) in active markets for identical assets or liabilities
- Level 2: inputs other than quoted prices included within Level 1 that are observable for the asset or liability, either directly or indirectly
- Level 3: unobservable inputs for the asset or liability

Where applicable, further information about the assumptions made in determining fair values is disclosed in the notes specific to that asset or liability.

## NOTES TO THE FINANCIAL STATEMENTS

FOR THE YEAR ENDED 30 JUNE 2023

### 6. OTHER INCOME

|  | 2023<br>\$       | 2022<br>\$       |
|--|------------------|------------------|
| Revenue recognised under AASB 1058 <i>Income of NFP entities</i> |                  |                  |
| Government funding – operating                                   | 119,689          | 362,925          |
| Tennis Australia funding   | 800,410          | 929,912          |
|  | 920,099          | 1,292,837        |
| Revenue recognised under AASB 16 Leases                          |                  |                  |
| Rental income  | 390,613          | 303,314          |
|  | 390,613          | 303,314          |
| <b>Total other income</b>  | <b>1,310,712</b> | <b>1,596,151</b> |

#### Government grants

In the 2021/22 financial year the Company received ACT Government grants relating to the Triennial Sport & Recreation Operational Program, the Sports Loan Interest Subsidy Scheme (SLISS), the Capital Assistance Program (CAP), and Events ACT funding for support of the UTR Pro Tour events and ACT Clay court International events. Additionally, in the 2021/22 financial year the Company received a Federal Government grant in the 2021/22 financial year as part of coronavirus support measures.

In the 2022/23 financial year the Company received ACT Government grants relating to the Triennial Sport & Recreation Operational Program, the Sports Loan Interest Subsidy Scheme (SLISS) and Canberra International and ACT Clay court International events.

### 7. OTHER EXPENSES

| The Company has the following key expenses | Note | 2023<br>\$ | 2022<br>\$ |
|--|------|------------|------------|
| Depreciation expenses:                     |      |            |            |
| Plant and equipment                        | 12   | 5,552      | 5,552      |
| Car park and landscaping                   | 12   | 56,288     | 56,425     |
| Leasehold land and buildings               | 12   | 88,039     | 87,988     |
| Courts and court equipment                 | 12   | 258,048    | 244,894    |
| Right-of-use assets                        | 13   | 31,865     | 29,487     |
|  |      | 439,792    | 424,346    |
| Employee benefits                          |      | 728,995    | 743,461    |
| Superannuation                             |      | 76,564     | 70,662     |
| Insurance expense                          |      | 13,175     | 13,096     |
| Impairment loss on trade receivables       |      | 25,000     | -          |



## NOTES TO THE FINANCIAL STATEMENTS

FOR THE YEAR ENDED 30 JUNE 2023

### 8. NET FINANCE COSTS

|                                       | 2023<br>\$ | 2022<br>\$ |
|---------------------------------------|------------|------------|
| Interest expense on borrowings        | 37,386     | 17,866     |
| Interest expense on lease liabilities | 44,386     | 42,741     |
| Total finance cost                    | 81,772     | 60,607     |

### 9. AUDITOR'S REMUNERATION

|                                       | 2023<br>\$ | 2022<br>\$ |
|---------------------------------------|------------|------------|
| <b>Auditor of the Company</b>         |            |            |
| <i>KPMG Australia</i>                 |            |            |
| Audit and review of financial reports | 16,660     | 15,570     |
|                                       | 16,660     | 15,570     |

### 10. CASH AND CASH EQUIVALENTS

|                           | 2023<br>\$ | 2022<br>\$ |
|---------------------------|------------|------------|
| Bank balances             | 692,400    | 1,544,631  |
| Cash and cash equivalents | 692,400    | 1,544,631  |

### 11. TRADE RECEIVABLES AND OTHER ASSETS

|   | 2023<br>\$ | 2022<br>\$ |
|---|------------|------------|
| Trade receivables                       | 350,393    | 117,435    |
| Less allowance for impaired receivables | (25,000)   | -          |
| Prepayments                             | 4,693      | 11,588     |
| Other receivables                       | 95,743     | 76,733     |
|   | 425,829    | 205,756    |

### 12. FINANCIAL ASSETS

|              | 2023<br>\$ | 2022<br>\$ |
|--------------|------------|------------|
| Term deposit | 800,000    | -          |
|              | 800,000    | -          |

The term deposit earns 4.1% and is held with ANZ. Maturity is in November 2023.

## NOTES TO THE FINANCIAL STATEMENTS

FOR THE YEAR ENDED 30 JUNE 2023

### 13. PROPERTY, PLANT AND EQUIPMENT

| Cost                             | Leasehold land and buildings<br>\$ | Plant and equipment<br>\$ | Courts and court equipment<br>\$ | Car park and landscaping<br>\$ | Total<br>\$ |
|----------------------------------|------------------------------------|---------------------------|----------------------------------|--------------------------------|-------------|
| <b>Cost</b>                      |                                    |                           |                                  |                                |             |
| Balance at 1 July 2021           | 5,031,839                          | 162,770                   | 5,469,495                        | 932,825                        | 11,596,929  |
| Additions                        | -                                  | -                         | 183,102                          | -                              | 183,102     |
| Balance at 30 June 2022          | 5,031,839                          | 162,770                   | 5,652,597                        | 932,825                        | 11,780,031  |
| Balance at 1 July 2022           | 5,031,839                          | 162,770                   | 5,652,597                        | 932,825                        | 11,780,031  |
| Additions                        | 4,118                              | -                         | 36,199                           | 6,155                          | 46,472      |
| Disposals                        | -                                  | -                         | -                                | -                              | -           |
| Balance at 30 June 2023          | 5,035,957                          | 162,770                   | 5,688,796                        | 938,980                        | 11,826,503  |
| <b>Accumulated depreciation</b>  |                                    |                           |                                  |                                |             |
| Balance at 1 July 2021           | (1,223,872)                        | (139,973)                 | (1,877,812)                      | (356,379)                      | (3,598,036) |
| Depreciation charge for the year | (87,988)                           | (5,552)                   | (244,894)                        | (56,425)                       | (394,859)   |
| Balance at 30 June 2022          | (1,311,860)                        | (145,525)                 | (2,122,706)                      | (412,804)                      | (3,992,895) |
| Balance at 1 July 2022           | (1,311,860)                        | (145,525)                 | (2,122,706)                      | (412,804)                      | (3,992,895) |
| Depreciation charge for the year | (88,039)                           | (5,552)                   | (258,048)                        | (56,288)                       | (407,927)   |
| Balance at 30 June 2023          | (1,399,899)                        | (151,077)                 | (2,380,754)                      | (469,092)                      | (4,400,822) |
| <b>Carrying amounts</b>          |                                    |                           |                                  |                                |             |
| Balance at 1 July 2021           | 3,807,967                          | 22,797                    | 3,591,683                        | 576,446                        | 7,998,893   |
| Balance at 30 June 2022          | 3,719,979                          | 17,245                    | 3,529,891                        | 520,021                        | 7,787,136   |
| Balance at 1 July 2022           | 3,719,979                          | 17,245                    | 3,529,891                        | 520,021                        | 7,787,136   |
| Balance at 30 June 2023          | 3,636,058                          | 11,693                    | 3,308,042                        | 469,888                        | 7,425,681   |



## NOTES TO THE FINANCIAL STATEMENTS

FOR THE YEAR ENDED 30 JUNE 2023

### 14. RIGHT-OF-USE ASSETS

#### (i) Amounts recognised in the statement of financial position

|  | 2023<br>\$ | 2022<br>\$ |
|--|------------|------------|
| Balance as of 1 July – Property                    | 1,035,471  | 1,059,781  |
| Additions and reassessments to right-of-use assets | 58,233     | 2,963      |
| Depreciation expense for the year                  | (29,651)   | (27,273)   |
| Balance as of 30 June                              | 1,064,053  | 1,035,471  |
| Balance as of 1 July – Equipment                   | 4,919      | 7,133      |
| Depreciation expense for the year                  | (2,214)    | (2,214)    |
| Balance as of 30 June                              | 2,705      | 4,919      |
| Balance as of 30 June – right-of-use assets        | 1,066,758  | 1,040,390  |

The Company leases two properties and a photocopier. Both property leases are long-term leases, running to at least 2059, inclusive of extension options reasonably certain to be exercised. The photocopier lease operates until 2024 and has no extension option.

The Property leases contain the following arrangements:

- The Company leases land from the Commonwealth for peppercorn rent;
- The Company subleases the entire Property to Next Generation Clubs Australia Pty Limited, refer to note 22; and
- Next Generation Clubs Australia Pty Limited lease an office facility in the building back to the Company; and
- The Company has granted access to Tennis Australia Limited, under the brand of Tennis World, refer to note 22.

#### (ii) Future lease payments

The total future lease payments (including those lease payments that are not included in the measurement of the lease liability, e.g. for short-term leases and leases of low-value items) are disclosed for each of the following periods.

|                      | 2023<br>\$ | 2022<br>\$ |
|----------------------|------------|------------|
| Less than one year   | 61,071     | 58,087     |
| One to five years    | 233,439    | 224,333    |
| More than five years | 1,795,837  | 1,759,091  |
|                      | 2,090,347  | 2,041,511  |

### 15. TRADE AND OTHER PAYABLES

|                | 2023<br>\$ | 2022<br>\$ |
|----------------|------------|------------|
| Trade payables | 12,087     | 741        |
| Other payables | 510,759    | 125,742    |
|                | 522,846    | 126,483    |

## NOTES TO THE FINANCIAL STATEMENTS

FOR THE YEAR ENDED 30 JUNE 2023

### 16. EMPLOYEE BENEFITS

|                                  | 2023<br>\$ | 2022<br>\$ |
|----------------------------------|------------|------------|
| <b>Current</b>                   |            |            |
| Provision for long service leave | 5,793      | 61,466     |
| Provision for annual leave       | 54,893     | 138,516    |
|                                  | 60,686     | 199,982    |
| <b>Non-current</b>               |            |            |
| Provision for long service leave | 12,534     | 7,117      |
|                                  | 12,534     | 7,117      |

### 17. INCOME RECEIVED IN ADVANCE

|              | 2023<br>\$ | 2022<br>\$ |
|--------------|------------|------------|
| Grant income | -          | 56,300     |
| Other income | 9,710      | 9,490      |
|              | 9,710      | 65,790     |

### 18. INTEREST BEARING LIABILITIES

|                                   | 2023<br>\$ | 2022<br>\$ |
|-----------------------------------|------------|------------|
| <b>Current</b>                    |            |            |
| Tennis Australia loan (unsecured) | 80,275     | 97,091     |
| ANZ Commercial loan (secured)     | 90,000     | 90,000     |
|                                   | 170,275    | 187,091    |
| <b>Non-current</b>                |            |            |
| Tennis Australia loan (unsecured) | 61,626     | 139,726    |
| ANZ Commercial loan (secured)     | 360,000    | 540,000    |
|                                   | 421,626    | 679,726    |

#### Tennis Australia loan

Project facility loan of \$141,901 is repayable in tranches over the next 2 years pursuant to the loan amortisation schedule prepared by Tennis Australia Limited. The average interest rate charged on this loan during the year was 2.67% (2022: 1.12%)

#### ANZ Commercial loan

Termination date of the ANZ loan is 1 July 2025 and is subject to renegotiation for a further term. Annual principal repayments each May are \$90,000 and interest is calculated at a weighted average rate of 1.42%. Tennis ACT have provided a general security charge to ANZ for the value of the loan.



## NOTES TO THE FINANCIAL STATEMENTS

FOR THE YEAR ENDED 30 JUNE 2023

### 19. LEASE LIABILITIES

|                         | 2023<br>\$ | 2022<br>\$ |
|-------------------------|------------|------------|
| <b>Current</b>          |            |            |
| Property                | 14,591     | 13,311     |
| Equipment               | 2,754      | 2,648      |
|                         | 17,345     | 15,959     |
| <b>Non-current</b>      |            |            |
| Property                | 1,111,648  | 1,068,731  |
| Equipment               | 470        | 3,225      |
|                         | 1,112,118  | 1,071,956  |
| Total lease liabilities | 1,129,463  | 1,087,915  |

### 20. PROVISIONS

|                    | 2023<br>\$ | 2022<br>\$ |
|--------------------|------------|------------|
| <b>Non-current</b> |            |            |
| TACT Officials     | 7,142      | 7,142      |
|                    | 7,142      | 7,142      |

A reconciliation for the provision is provided below.

|                            | TACT Officials<br>\$ |
|----------------------------|----------------------|
| Opening                    | 7,142                |
| Balance as of 30 June 2023 | 7,142                |

### 21. CAPITAL AND RESERVES

#### Asset revaluation reserve

The revaluation reserve relates to the revaluations of property, plant and equipment.

As a result of the retirement of the buildings, courts and car park during the 2013-14 year, the asset revaluation reserve was adjusted to ensure it only reflected revaluations on existing assets.

#### Members equity

The Company is incorporated under the Corporations Act 2001 and is an entity limited by guarantee. If the Company is wound up, the constitution states that each member is required to contribute a maximum of \$1.00 each towards meeting any obligations of the entity. At 30 June 2023 the number of members was 6,402 (2022: 6,804).

## NOTES TO THE FINANCIAL STATEMENTS

FOR THE YEAR ENDED 30 JUNE 2023

### 22. OPERATING LEASES

#### Leases as lessor

Non-cancellable operating lease rentals are receivable as follows

|                            | 2023<br>\$ | 2022<br>\$ |
|----------------------------|------------|------------|
| Less than one year         | 302,968    | 232,968    |
| Between one and five years | 1,006,872  | 931,872    |
| More than five years       | 9,085,752  | 9,318,720  |
|                            | 10,395,592 | 10,483,560 |

During the financial year ended 30 June 2023, \$390,613 was recognised as income in the statement of profit or loss and other comprehensive income in respect of operating leases (2022: \$303,314). Next Generation Clubs Australia Pty Limited subleases Block 10 under an agreement and operates a sporting club. Tennis Australia, under the Tennis World brand, operates a facilities management business at the Canberra Tennis Centre.

### 23. FINANCIAL INSTRUMENTS

The following table shows the carrying amounts of financial assets and financial liabilities.

| Financial assets measured at amortised cost      | Note | 2023<br>\$ | 2022<br>\$ |
|--|------|------------|------------|
| Trade Receivables (gross)                        | 11   | 350,393    | 117,435    |
| Cash and cash equivalents                        | 10   | 692,400    | 1,544,631  |
|  |      | 1,042,793  | 1,662,066  |
| Financial liabilities measured at amortised cost | Note | 2023<br>\$ | 2022<br>\$ |
| Trade payables                                   | 15   | 12,087     | 741        |
| Secured bank loan                                | 18   | 450,000    | 630,000    |
| Loan from Tennis Australia                       | 18   | 141,901    | 236,817    |
|  |      | 603,988    | 867,558    |



## NOTES TO THE FINANCIAL STATEMENTS

FOR THE YEAR ENDED 30 JUNE 2023

### 24. RELATED PARTY TRANSACTIONS

The Company, being an Associate member of Tennis Australia (TA), receives shared services benefits from TA. These benefits include accounting, human resources, legal and information technology, and integrity and compliance resources. These services were provided for nil consideration. Tennis Australia, under the Tennis World brand, lease area at the Canberra Tennis Centre from the Company, refer to note 22.

The names of each person holding the position of Director/Company Secretary of the Company during the financial year were: B Fuller (President), K Kachel, C Paris, L Stone, R Hendry, S Plummer, A Bartlet, A Landrigan and P Trenbath.

Officers of the Company are acting on an honorary basis.

The key management personnel for Tennis ACT includes the CEO and Senior Management.

#### Key management personnel compensation

|                              | 2023<br>\$ | 2022<br>\$ |
|------------------------------|------------|------------|
| Short-term employee benefits | 549,064    | 538,483    |
| Post-employment benefits     | 58,715     | 52,416     |
| Total compensation           | 607,779    | 590,899    |

In addition to salaries paid, key management personnel may receive cash incentive bonuses based on key performance indicators.

### 25. ECONOMIC DEPENDENCY

The Company, being an associate member of Tennis Australia Limited, receives grant funding from Tennis Australia Limited that forms an integral part of the funding required for the Company to achieve its short and long-term objectives.

In the unlikely event that grant funding from Tennis Australia Limited should cease, or be reduced, it is the view of the officers that the Company would still be able to continue meeting the above objectives, albeit to a lesser extent.

### 26. CONTINGENT LIABILITIES

During the 2019-20 reporting period and early in the 2022-23 reporting period, potential legal matters arose that could possibly result in costs to be incurred in future periods. At the date of this report, the potential legal matters have not been progressed and no further correspondence received. Due to the inherent uncertainty of these matters including any financial effects, no provision has been recognised in relation to these matters in the financial statements.

### 27. SUBSEQUENT EVENTS

In the interval between the end of the financial year and the date of this report there have been no events, items or transactions of material or unusual nature likely, in the opinion of the Directors of the Company, to significantly affect the operations of the Company, the results of those operations, or the state of affairs of the Company in future financial years.

## STATEMENT BY THE DIRECTORS

FOR THE YEAR ENDED 30 JUNE 2023

In the opinion of the Directors of Tennis ACT Limited ('the Company'):

- (a) the Company is not publicly accountable;
- (b) the financial statements and notes set out on pages 47 to 64, are in accordance with the Corporations Act 2001,
  - (i) giving a true and fair view of the Company's financial position as at 30 June 2023 and its performance for the financial year ended on that date; and
  - (ii) complying with Australian Accounting Standards – Simplified Disclosure Requirements and the Corporations Regulations 2001; and
- (c) there are reasonable grounds to believe that the Company will be able to pay its debts as and when they become due and payable.

Dated at Canberra 23rd Day of August 2023

Signed in accordance with a resolution of the Directors:



B. Fuller  
President



L. Stone  
Director





## Lead Auditor's Independence Declaration under Section 307C of the Corporations Act 2001

To the Directors of Tennis ACT

I declare that, to the best of my knowledge and belief, in relation to the audit of Tennis ACT Limited for the financial year ended 30 June 2023 there have been:

- i. no contraventions of the auditor independence requirements as set out in the *Corporations Act 2001* in relation to the audit; and
- ii. no contraventions of any applicable code of professional conduct in relation to the audit.



Adrian Nathanielsz  
Partner  
Melbourne  
23 August 2023

KPMG, an Australian partnership and a member firm of the KPMG global organisation of independent member firms affiliated with KPMG International Limited, a private English company limited by guarantee. All rights reserved. The KPMG name and logo are trademarks used under license by the independent member firms of the KPMG global organisation. Liability limited by a scheme approved under Professional Standards Legislation.



## Independent Auditor's Report

To the members of Tennis ACT Limited

### Opinion

We have audited the **Financial Report** of Tennis ACT Limited (the Company).

In our opinion, the accompanying Financial Report of the Company is in accordance with the *Corporations Act 2001*, including:

- giving a true and fair view of the Company's financial position as at 30 June 2023 and of its financial performance for the year ended on that date; and
- complying with *Australian Accounting Standards - Simplified Disclosures Framework* and the *Corporations Regulations 2001*.

The **Financial Report** comprises:

- Statement of financial position as at 30 June 2023
- Statement of profit or loss and other comprehensive income, Statement of changes in equity, and Statement of cash flows for the year then ended
- Notes including a summary of significant accounting policies
- Directors' Declaration.

### Basis for opinion

We conducted our audit in accordance with *Australian Auditing Standards*. We believe that the audit evidence we have obtained is sufficient and appropriate to provide a basis for our opinion.

Our responsibilities under those standards are further described in the *Auditor's responsibilities for the audit of the Financial Report* section of our report.

We are independent of the Company in accordance with the *Corporations Act 2001* and the ethical requirements of the *Accounting Professional and Ethical Standards Board's APES 110 Code of Ethics for Professional Accountants (including Independence Standards)* (the Code) that are relevant to our audit of the Financial Report in Australia. We have fulfilled our other ethical responsibilities in accordance with these requirements.

We confirm that the independence declaration required by the *Corporations Act 2001*, which has been given to the Directors of Tennis ACT Limited, would be in the same terms if given to the Directors as at the time of this Auditor's Report.

KPMG, an Australian partnership and a member firm of the KPMG global organisation of independent member firms affiliated with KPMG International Limited, a private English company limited by guarantee. All rights reserved. The KPMG name and logo are trademarks used under license by the independent member firms of the KPMG global organisation. Liability limited by a scheme approved under Professional Standards Legislation.





## Other Information

Other Information is financial and non-financial information in Tennis ACT Limited's annual reporting which is provided in addition to the Financial Report and the Auditor's Report. The Directors are responsible for the Other Information.

Our opinion on the Financial Report does not cover the Other Information and, accordingly, we do not express an audit opinion or any form of assurance conclusion thereon.

In connection with our audit of the Financial Report, our responsibility is to read the Other Information. In doing so, we consider whether the Other Information is materially inconsistent with the Financial Report or our knowledge obtained in the audit, or otherwise appears to be materially misstated.

We are required to report if we conclude that there is a material misstatement of this Other Information, and based on the work we have performed on the Other Information that we obtained prior to the date of this Auditor's Report we have nothing to report.

## Responsibilities of the Directors for the Financial Report

The Directors are responsible for:

- preparing the Financial Report that gives a true and fair view in accordance with *Australian Accounting Standards - Simplified Disclosures Framework* and the *Corporations Act 2001*
- implementing necessary internal control to enable the preparation of a Financial Report that gives a true and fair view and is free from material misstatement, whether due to fraud or error
- assessing the Company ability to continue as a going concern and whether the use of the going concern basis of accounting is appropriate. This includes disclosing, as applicable, matters related to going concern and using the going concern basis of accounting unless they either intend to liquidate the Company or to cease operations, or have no realistic alternative but to do so.

## Auditor's responsibilities for the audit of the Financial Report

Our objective is:

- to obtain reasonable assurance about whether the Financial Report as a whole is free from material misstatement, whether due to fraud or error; and
- to issue an Auditor's Report that includes our opinion.

Reasonable assurance is a high level of assurance, but is not a guarantee that an audit conducted in accordance with *Australian Auditing Standards* will always detect a material misstatement when it exists.

Misstatements can arise from fraud or error. They are considered material if, individually or in the aggregate, they could reasonably be expected to influence the economic decisions of users taken on the basis of the Financial Report.



A further description of our responsibilities for the audit of the Financial Report is located at the *Auditing and Assurance Standards Board* website at: [http://www.auasb.gov.au/auditors\\_responsibilities/ar4.pdf](http://www.auasb.gov.au/auditors_responsibilities/ar4.pdf). This description forms part of our Auditor's Report.



KPMG

Adrian Nathanielsz

Partner

Melbourne

25 August 2023



