



TENNIS VICTORIA
**ANNUAL
REPORT**
2015/16

CONTENTS

| | |
|--|----|
| PRESIDENT'S REPORT | 4 |
| TREASURER'S REPORT | 5 |
| TENNIS VICTORIA CEO'S REPORT | 6 |
| TENNIS AUSTRALIA CEO'S REPORT | 8 |
| THE TEAM AT TENNIS VICTORIA | 9 |
| PARTICIPATION REPORT | 10 |
| TENNIS OPERATIONS REPORT | 16 |
| GOVERNMENT RELATIONS & PLACES TO PLAY REPORT | 20 |
| MARKETING AND COMMUNICATIONS REPORT | 23 |
| FINANCIAL REPORT | 25 |
| BOARD AND COMMITTEES | 36 |
| AWARDS | 37 |
| STATE RANKINGS | 41 |
| AUSTRALIAN AND STATE REPRESENTATION | 42 |
| RESULTS | 43 |
| SUPPORTERS | 51 |

Tennis Victoria Strategic Plan to 2016



With successful achievement across these to be underpinned by:
Good Governance & Administration and Effective Communications

Leadership - Customer Servicing - Quality Partnerships - The Greater Good of the Game

Victorian Tennis...



Fun and that's number one
Fitness promoting a healthy Victoria
Friendships all over the state
Families playing together
For everybody no matter what gender, background or standard
Forever from the youngest to the oldest of ages
Far reaching Victoria is over 40% of Australian tennis - it is a very big grassroots community and we are strongest together
Fair play both on and off the court

The Tennis Victoria Way

Aligned with the national Tennis values of **excellence, humility, loyalty** and **teamwork**, Tennis Victoria's core behaviours to achieve success are:

- We **T**ake responsibility
- We **E**njoy our work
- There are **N**o soft excuses
- We "k**N**ow our stuff"
- We are **I**nnovative and inclusive
- We **S**peak up, speak straight

Tennis Victoria's purpose is to make tennis a part of every Victorian's life

PRESIDENT'S REPORT



I am very pleased to present the President's report for the 2015/16 year.

I would firstly like to acknowledge our outgoing President, David Stobart. David's service to Tennis Victoria over his 14 years on the Board and nine years as President was exemplary. David achieved a great deal. I was honoured to host a special function for David in December 2015. Amongst the many guests from the tennis community was Tennis Australia President, Steve Healy. The night was highlighted by the granting to David of a life membership to Tennis Victoria. It was well deserved!

Our year at Tennis Victoria has been outstanding. Victoria now accounts for 43% of all registered tennis participants in Australia (from 25% of the population). Tennis Victoria reached 191,798 unique registered participants as at 30 June 2016. This is a 70% increase over the two years previous. This outcome is a testament to the vision of the company and the strategy to embark upon the major governance and affiliation model reforms. It also reflects upon our increased staff capacity and the hard work of all involved.

The last 12 months has seen the rollout of new technology in the form of TennisConnect. This delivery of the new national software systems for club and competition management has caused disruption, not only for our hardworking volunteers, but also the staff at Tennis Victoria. I would like to thank everybody involved in tennis administration in Victoria for their patience and understanding given the challenges which we have all faced in the implementation of these new platforms. All of us at Tennis Victoria understand that this has impacted upon our clubs and volunteers.. Going forward, the new systems will form the backbone of the administration of our sport and open significant new opportunities for us all. The new technology is vital for our continued success in

the increasingly competitive world of sport. It is pleasing to note that the new My Tennis software now sees 153 Victorian clubs offering online membership renewals and payments. Whilst there will no doubt be ongoing challenges to be faced by us all, this is a time to look forward and to embrace the benefits which will flow to our game once the new platform is fully operational.

Again looking forward, the Board and the staff of Tennis Victoria are excited with the recent release of our new strategic plan. This plan will take us through to 2020. The plan was developed after much consultation with management, our key stakeholders, Tennis Australia and the broader Victorian tennis community. I am very pleased with the finished product. Our new strategic plan will serve us well in meeting the challenges of the next four years.

In accordance with the Australian Sports Commission and our Victorian State Government working innovations protocols, I am pleased to report that the Tennis Victoria Board has now exceeded the gender equality targets. We were delighted to welcome Anna Speedie and Emma Sherry to the Board in October 2015. Both have made outstanding contributions. The Tennis Victoria Nominations Committee headed by our Independent Chair, Leigh Russell has been instrumental in ensuring our Board continues to have the necessary skills, diversity and experience to meet our challenges which are becoming increasingly more complex and demanding.

A highlight of my year was to attend the Vicsport annual Victorian Sports Awards and to see Tennis "scoop the pool" with four major awards. In particular, I congratulate our CEO Matthew Kennedy for his award as Victorian Sports Administrator of the Year.

A further highlight of this year has been the success of the Book A Court software pilot through the "Opening Up Tennis" program. This

pilot project has been undertaken by Tennis Victoria in association with the Victorian State Government, Tennis Australia and a number of our clubs. The project has the potential to revolutionise the way Victorians can access our sport. I very much look forward to the continuation and expansion of this project.

Governance is fundamental to our success. The Tennis Victoria Audit and Risk Committee, headed by Independent Chair, Ian Jenkins, plays a vital part in this regard. I acknowledge and thank the committee for their valuable work.

I would like to take this opportunity to formally thank our partners at Tennis Australia, VicHealth, Sport and Recreation Victoria and ANZ for their continuing support. We appreciate your commitment to Tennis Victoria.

It is appropriate that I acknowledge and thank the Tennis Victoria staff, led so capably by our CEO Matthew Kennedy for their hard work and dedication throughout the year. I would also like to thank my fellow Directors for their support and contribution throughout the year. I would like to acknowledge Peter Owen who resigned from the Tennis Victoria Board in October 2015.

I could not be prouder of the way that the Tennis Victoria Board has continually considered and addressed the challenges which we have faced throughout the last 12 months and for the leadership and hard work which they have provided for the greater good of our game.

Finally, and very importantly, I would like to thank all of our volunteers, local tennis administrators and coaches who are the lifeblood of our sport at the grassroots level. You continue to provide our communities and, in particular, our children with wonderful facilities and opportunities to enjoy our great game.

Gary Clark
President, Tennis Victoria

TREASURER'S REPORT



It is with great pleasure that I present the 2016 Financial Year Treasurer's report.

As outlined in the President's report, 2015/16 has been another extremely successful year. In May 2015, when the FY16 Tennis Victoria budget was set at an operating deficit of \$112,000, it was evident the organisation would encounter a challenging year to meet its objectives.

The final FY16 operating result was a surplus of \$68,851 (FY15: surplus \$139,131). This decreased by a \$132,225 net deficit on revaluation of financial assets (investments). Combining both of these results in the Comprehensive Income Attributable to Members is a deficit of \$63,374 (FY15: surplus \$175,940). In turn, the Members' Reserves have decreased, however more than sufficient funds are available should external factors significantly impact revenue in the future.

As highlighted in my previous Treasurer's reports, Tennis Victoria has sound corporate governance that ensures key business items are meticulously reviewed and dealt with professionally in a considered manner.

Grants are a key area of funding (FY16: \$3,497,213, FY15: \$3,319,175). Tennis Australia grants (which are primarily linked to achieving Key Performance Indicators) obviously continue to be paramount. This combined with grants from Sport and Recreation Victoria and VicHealth, enables us to provide and deliver a number of programs each year.

Our partner, Signature Sport continues to assist in creating additional revenue streams. Sponsorship levels were again slightly up compared to previous years and we envisage maintaining similar levels in FY17 as relationships continue.

Key to the success of our organisation is the ability to have staff on the ground assisting clubs and associations. Such additional resources were provided through FY16, including four more Participation Leaders. The increase in staff resourcing (approx. \$460,000) was substantially offset by additional funding received. The other key item related to our Long Service Leave provision being updated bringing it in to line with industry counterparts, adding approximately \$25,000. In FY16 the services to affiliates costs reduced but this was primarily due to the TennisConnect incentive paid to clubs in FY15 (\$200,000) not occurring during the

year and now being due to be paid in FY17 to best maximise this opportunity for clubs. All other expenses have materially remained the same. Program costs increased (approx. \$200,000) primarily due to the Book A Court piloting program which was fully funded by grants.

Our investment valuation at year end was unfortunately negatively influenced by the volatile market with a \$132,225 loss (FY15: \$36,809 gain), including but not limited to the Brexit fallout. Dividends and distributions from investments outperformed again at \$187,704 (FY15: \$74,647). The performance increase was due to a property fund (Cromwell Box Hill Trust) being wound up post the sale of its sole property asset (ATO Office Building).

Cash reserves remain healthy with over \$1.36 million in cash held at 30 June 2016. The decrease from 30 June 2015 is materially due to \$334,000 being transferred to investments. Total Members' Funds decreased by \$65,374 and reserves remain strong for the years to come.

Volunteerism by numerous individuals at various levels, whether it be local clubs, associations, commercial centres, or at State level, remains an integral component to carrying out the services of tennis to Victorians, particularly from a financial perspective. All volunteers are commended for their tireless efforts.

I would like to unreservedly thank Luke Preston, Tennis Victoria's Business Operations Manager, for another year of outstanding performance and commitment.

Thank you also to my Board colleagues who continually provide positive feedback and guidance in my role as Treasurer. I appreciate all of your experience, commitment and devotion to tennis.

James Copes
Treasurer, Tennis Victoria

TENNIS VICTORIA BOARD OF DIRECTORS



Back L-R:
Peter Cuxson,
Anna Speedie,
James Copes
(Treasurer),
Simon Meadows,
Anne Baldwin

Front L-R:
Phil Crouch,
Maria Keys
(Vice President),
Gary Clark
(President),
Mark Da Silva
(Vice President),
Emma Sherry

CHIEF EXECUTIVE OFFICER'S REPORT



I am delighted to provide this CEO's report for the year through to 30 June 2016.

A very successful 12 months, 2015/16 was the final year of Tennis Victoria's delivery on its current Strategic Plan to 2016.

The Plan has five Focus Areas which form the basis of my reporting to you below.

Focus Area 1: Supporting Grassroots Tennis – Enhancing Capability

Thanks to Tennis Australia, this year saw material expansion and improvements across our team of Participation Leaders as the first port of call for clubs, centres and associations. Growing from eight such staff in the field to 12, and with a realignment of regional boundaries, the servicing of both metropolitan and country tennis has been enhanced through greater interaction and stronger relationships.

Through our ANZ Community and Volunteer Support Partnership, the ongoing evolution of the overall Tennis Victoria Recognition Program – from recognising volunteers to Top 50 Clubs to talented young players to coaches and more – continues to be important to us. Many such activities and worthy recipients are acknowledged in later pages of this report, with our Volunteers' Breakfast during the Australian Open and our Championships Dinner/Victorian Tennis Awards on the first night of Wimbledon certainly highlights.

As referenced in the President's report, the year was not without its challenges and the October 2015 national rollout of the new club management and competition software systems for Tennis obviously did not go entirely to plan. However I cannot commend enough the way that the Victorian tennis team, and particularly local administrators across the state, went about the path to rectification. And Tennis Australia's improvements to the systems since have been meaningful and substantial. Tennis Victoria wholeheartedly supports the end vision of this multi-year national TennisConnect project of integrated systems to make things as easy as possible for the sport's administrators and players. As stated in the Tennis Australia CEO's message that follows

this report, "Our work to improve TennisConnect is continuing and has been supported by a new Project Management Office. This is one of the many actions being taken to improve the delivery, access to and tracking of our sport."

Most pleasing to note is that the new My Tennis system now sees 153 Victorian tennis clubs (of 817) offering online membership renewals and payments, giving options and making things simple for players. Last year there was just four clubs using My Tennis in this way.

Focus Area 2: Participation – More People Playing More Often

At the heart of all that we do – and in complete alignment with Tennis Australia's national vision of One Million registered participants (currently 447,582), I am very proud to highlight that:

- Victoria's Unique Registered Participants increased in 2015/16 by 14% to 191,798;
- this makes for a 70% increase over the past two years and follows a 49% increase in 2014/15 on the back of our new affiliation model;
- this Victorian participation figure represents 43% of all Tennis across the nation, despite Victoria only being 25% of Australia's population;
- formal school partnerships with Tennis increased from 333 to 543 Victorian schools over the past 12 months; and
- in just five short years, Victoria has gone from having 9,175 boys and girls registered to the ANZ Tennis Hot Shots program to now having 86,932.

These very material increases are a combination of Tennis better connecting with existing players as well as recruiting new players to the sport.

Focus Area 3: Competition and Pathways

With 140 clubs and 460 teams competing, Tennis Victoria's Pennant competition was once again something very special.

Strategically, the ongoing rollout of ANZ Tennis Hot Shots Leagues, and the wider piloting of the short and sharp modified

FAST4 Tennis product were our focuses in this space. Both remain works in progress that will be very important to our sport's future in different ways.

With a change to national structures, the Future Stars Program moved into the national framework to become the National Academy Development Squad. The Player Support Program continued as an important support mechanism to young developing careers. As detailed in later pages of this report, there were some outstanding performances by Victorian tennis players over the past year. We heartily acknowledge and congratulate these talented athletes and looks forward to their futures.

Focus Area 4: Places to Play – Facilities and their Management

Victorian tennis facility developments were significant in 2015/16 (please see page 22).

A key focus of the team was the development of Tennis Victoria's "Places to Play Key Directions to 2020" document that will shape our focus over coming years. We are here and keen to assist new and existing venues to ensure that they can make the best use of their facility, that they have the right management model in place, and to help build great relations between clubs and local councils.

The most successful tennis venues have excellent working partnerships with their coach / coaching teams. Victorian tennis is so lucky to have 855 active Tennis Australia Coach Members, and our encouragement and support of the strongest possible club/coach relationships at all facilities has remained an important emphasis.

Focus Area 5: Government Relations

At a local level, Tennis Victoria and club/association relationships – and shared understandings – with all Local Government Authorities (LGA) continues to be enhanced in many ways. We were pleased to see several LGA Tennis Strategies developed or commenced in 2015/16.

A highlight of the year, especially recognising Victoria's role in extensively piloting the new Book A Court software through its 'Opening Up Tennis' program in 2015/16 – which was only possible

thanks to significant funding support secured from the State Government – was Tennis Australia's announcement in April 2016 of its four strategic priorities moving forward; ANZ Tennis Hot Shots, Book A Court, the Australian Open and International Growth. Two of these are obviously Member Association/Participation focused.

In respect to Book A Court, an online booking system which links to a pin pad gate/lighting access solution that is now going to be a big part of the sport's future, the piloting of the system over the past year produced some excellent results with:

- 20 active venues (17 in Victoria);
- over 8,500 online bookings;
- over 2,000 unique players registered through these bookings; and
- almost \$70,000 in online payments to clubs.

As in previous years, Tennis Victoria was again proud to be the only official State Sporting Association major partner to the State Government for "Premier's Active April", offering tennis participation benefits to over 104,000 Victorians who took part.

Acknowledgements

The four main themes of our Strategic Plan to 2016 are: leadership, customer servicing, quality partnerships, and the greater good of the game.

I personally can't speak highly enough of the Tennis Victoria Board's **leadership**. For some perspective on this I advise that Tennis Victoria was actually the 'Improving leadership and governance' Case Study presented in the Minister for Sport's "Inquiry into Women and Girls in Sport and Active Recreation - A Five Year Game Plan for Victoria", a report that was released in November 2015.

I sincerely acknowledge and thank the President, Gary Clark, for all his tireless efforts and encouragement in his first nine months in the role. And I once more recognise our previous President David Stobart for his many years of outstanding service, and personal support, following his resignation in August 2015. Appreciation is also extended to all the Directors of the Board for their guidance and assistance over the year. They work very hard for the game.

Thanks and commendation goes to all of the individuals on Tennis Victoria's committees and advisory bodies, as detailed on page 36, for their outstanding efforts in 2015/16.

In respect to just one element of our **customer servicing**, the attendance and engagement at our regular ANZ Victorian Community Tennis Forums continued to be very pleasing. I heartily acknowledge all the dedicated tennis administrators, volunteers and coaches at all levels across the state. The contributions of all these people to Victorian tennis, and their clubs and associations, is obviously enormous and without it the game would be at a loss.

The list of our supporters on page 51 is the backbone of the **quality partnerships** that are key to our success. Tennis Victoria deeply appreciates the support from all of our government and corporate sponsors and partners who contribute so much to tennis in Victoria. Very special mention goes to the State Government (Sport and Recreation Victoria), VicHealth, ANZ, Yarrawonga Mulwala Tourism and, of course, Tennis Australia, as our major partners and supporters.

I especially thank Tennis Australia CEO Craig Tiley and his executive team for their support during the year as we've worked together to progress the great game. I am also glad to be a part of the team of other Member Association CEOs that is so passionate about jointly achieving success for Australian tennis.

Our national body's amazing annual delivery of one of the world's greatest sporting events, right here in Victoria – the Australian Open Tennis Grand Slam – deserves highlighting. It just keeps getting bigger and better, and thus more and more beneficial to the sport at all levels. We were also very pleased to see the Davis Cup return to Kooyong for a Tie against the USA in March 2015 and congratulations goes to the club for its wonderful staging of the event.

Finally, I thank the dedicated team of staff at Tennis Victoria for all their hard work and efforts. Like the Board, they always put the **greater good of the game** above all else and I couldn't be prouder of their efforts and the way that they passionately go about their day-to-day.

Matthew Kennedy
Chief Executive Officer

National Participation Story and Key Drivers



A MESSAGE FROM TENNIS AUSTRALIA’S CEO



The innovative DNA that has long been infused into the organisation was realised in a very physical sense in the 2015-2016 financial year.

The Book a Court initiative is just one example of our ongoing quest to innovate in all aspects of our business – not just for the sake of it, but also for increased depth and connection with players, fans, partners and broadcasters alike. Significant quality and efficiency improvements also arise from the focus and effort injected into these concepts.

There are many varied examples of our willingness to explore new and different ideas. They range from a strong focus on the Book a Court project to Hot Shots growth (particularly in schools and competitions), major new facilities, groundbreaking digital and broadcast content, commercial partnerships that add content value as well as financial benefit, and to a holistic approach to athlete wellbeing in player development. These are reaping dividends through tennis participation, revenue, quality of our content and elite athlete performance.

A special highlight has been the work that Tennis Victoria has done to increase the number of registered participants in the sport. In the past financial year, Tennis Victoria achieved 191,798 registered participants, an increase of 14% on the previous 12 months and 70% increase over the last two years.

This growth has been aided by the progressive affiliation model and the ever growing popularity of ANZ Tennis Hot Shots.

Our sportThe ANZ Tennis Hot Shots program continues to provide the foundation for the successful growth of our sport. This entry program has become the envy of many, with much of its latest growth coming from an intensely focused effort in primary schools aimed at honing the program to provide maximum ease of implementation for teachers, parents and students alike – ensuring it has a relevance to their lifestyle, educational needs and skill set.

A recent International Tennis Federation survey on tennis participation in France, German, India, Japan, Poland, Sweden, UK, USA and Australia found we had the

highest percentage of our population playing tennis with 2.1 million people playing once a year and 1.2 million playing 10 or more times. The stand out statistic was that 290,000 people started playing in the last 12 months –Hot Shots is clearly doing its job.

It is more evidence that we are on the right track and we have further increased our resources in this space to continue this upward surge with the aim of delivering greater numbers of children from an initial Hot Shots experience into Hot Shots competitions and ongoing tennis experiences.

Nationally, an eight per cent increase in year-on-year Hot Shots numbers included 213,883 participants, that figure significantly boosted by the 1439 schools now delivering the program through a partnership with the Australian Sports Commission Sporting Schools Program. Additionally, 249 schools nationwide participated in a new School Play Program that was introduced to help support competition within schools.

This commitment to acquiring and retaining new participants in our sport was complemented by a coordinated effort across the nation involving many clubs, associations and Member Associations to improve the competitive and social tennis experience for current players – whether it be in reducing administration or piloting the new Book-a-Court initiative.

Book-a-Court pilot programs have been embraced in Victoria, with extremely positive feedback from players and administrators alike as well as growth in numbers and revenue. These pilots are being expanded. Improvements on the software are continually teased out based on real-time feedback from participants in the pilot programs.

Facilities growth

Nationwide support for the construction and redevelopment of facilities included a funding commitment approaching \$2 million dollars in 2015-16. This contributed to a total stakeholder investment of \$34.4 million, allowing 327 new or resurfaced courts to be funded through the National Court Rebate. An additional 187 ANZ Tennis Hot Shots courts were also funded across the country.

Our team

The collective body of work completed by our dedicated team in the last 12 months has been nothing short of phenomenal. It is a credit to their professionalism and passion as we strive for constant improvement and reinvention.

Our work to improve TennisConnect is continuing and has been supported by a new Project Management Office. This is one of the many actions being taken to improve the delivery, access to and tracking of our sport.

The co-operation between our tennis community and the commitment to keep putting our sport first has shone through. Players at all levels, coaches, volunteers, administrators, officials and fans continue to make tennis special in Australia. Thank you to all of you for your love of our sport and your efforts to keep making it so enjoyable and successful.

Our future

Our future looks bright but not without its challenges.

Our great sport suffered some severe hits this year such as the allegations of widespread match-fixing made to coincide with start of our premier event, the Australian Open. Rest assured the allegations were taken extremely seriously and any accusations were and will be followed up with intense rigour both domestically and internationally.

We always have and always will take the integrity of tennis seriously. That's why we are part of a global all-sport agreement to review integrity. As such we have made significant new investment in tennis integrity including our own Tennis Integrity Unit.

Financially we continue to build our reserves and plan to invest strongly in the protection of the Australian Open and intensify our investment in the sport with plans for greater funding to resource and deliver tennis across the nation.

We look forward to an exciting 12 months ahead.

Craig Tiley
Tennis Australia CEO

THE TEAM AT TENNIS VICTORIA



BACK ROW: Ken Jacobs *Executive Manager - Government Relations and Places to Play*, Andrew Reynolds *Tournaments and Events Manager*, Michael Odachowski *Leagues Coordinator*, Aaron Bosse *Participation Leader - Country South West*, Matthew Kennedy *Chief Executive Officer*, Ken Barton *Facilities Operations Manager*, Patrick Nicholls *Coach Development Administrator*, Brett McLennan *Coach Development Manager*, Jamie Stefanato *Participation Leader - Metro Inner East*, Jake Dunn *Competitions Administrator*, Adam Crameri *Country Participation Manager*, Nick Hinneberg *Executive Manager - Tennis Operations*.

MIDDLE ROW: Zoe Plastow *Participation Leader - Metro Central*, Nattalie Brown *Participation Leader - Country North East*, Shelly Hart *Tournaments and Events Administrator*, Stephanie Eshak

Participation Leader - Metro North, Tom Dixon *Places to Play Coordinator*, Emma Bannan *Participation Leader - Metro East*, Sue Dundas *Participation Leader - Country North West*, Belinda Kleverlaan *Executive Manager - Participation*, Adam Feiner *Senior Participation Leader - Metro Inner South*, James Robortella *Get Into Cardio Tennis Program Coordinator*.

FRONT ROW: James Madder *Senior Participation Leader - Metro South*, Jacquelyn Gonsal *Executive Assistant*, Lucinda Hinchey *Marketing and Communications Coordinator*, Virginia Wilkins *Reception*, Narelle Holding *Club Services Officer*, Ashley Misevski *Get Into Cardio Tennis Program Administrator*, Danielle Lowerson *Participation Project Officer*, Tanya Mason *Participation Leader - Country South East*, Gabriella Tobias *Marketing and Communications Manager*.

ABSENT: Tim McGrath *Manager TennisConnect*, Rebecca Andrews *Club Development Coordinator*, Melissa Stojanovic *Participation Leader - Metro West*, Patrick Landy *Coach Development Coordinator*, Adana Kinsella *Reception*, Emily Rea *Player Development Coordinator*, Jeff Downes *Competitions Manager*, Sof Megas *Officiating Development Coordinator*, Tamatha Harding *Special Projects Leader*, Kristy Howes *Get Into Cardio Tennis Business Development Manager*.

Tennis Victoria also acknowledges the following people for their contribution in 2015/16: Deanna Penman, David Price, Luke Preston, Kate Fox.

Photo taken on 11 August 2016



PARTICIPATION REPORT

PARTICIPATION REPORT

The key focus of the Tennis Victoria Strategic Plan to 2016 is to increase participation – more people playing more often.

Through the collective efforts of the Victorian tennis community, we are pleased to report 2015/16 has seen overall growth for tennis in Victoria in two key measures:

116,624

registered club participants, an 8% increase on last year

191,798

unique registered participants, a 14% increase on last year

The Unique Registered Participant total comprises all players registered at clubs plus national program participants i.e. ANZ Tennis Hot Shots, Fitbit Cardio Tennis, the pilot program of Book A Court casual court bookings plus registered participants of the Victorian Get Into Cardio Tennis program.

ANZ TENNIS HOT SHOTS

This program continues to be our 'jewel in the crown' to attract new participants to tennis, and to provide children with a fun introductory pathway into our sport. Our end of financial year registrations for this junior tennis program has now grown to 86,932 through partnership with Tennis Australia and the Australian Sports Commission's Sporting Schools program, we currently link with 530 primary schools throughout Victoria to offer ANZ Tennis Hot Shots as part of their school curriculum. Of our total Hot Shots registrations, 46,572 of these are in the school program, and we encourage these schools to

link with their local clubs and coaches to offer a smooth transition for pupils who wish to continue playing tennis.

CLUB REGISTRATIONS

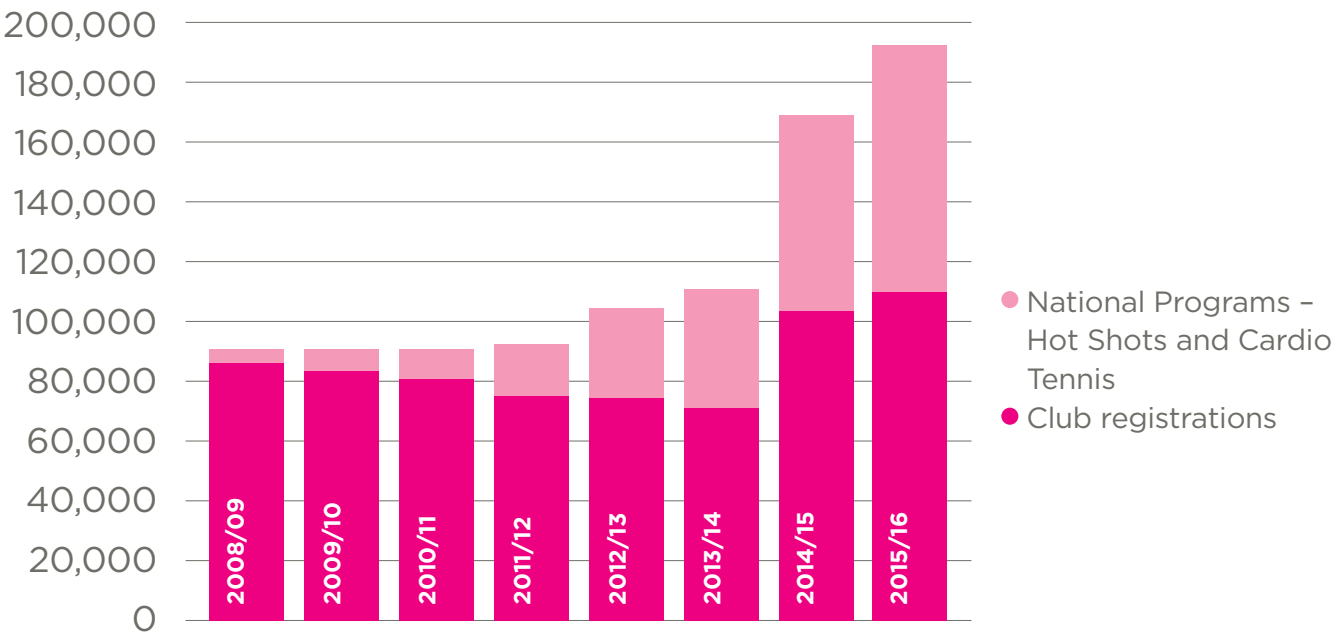
Pleasingly, club registrations have continued to grow in 2015/16. The success of the new affiliation model launched in 2014/15 has enabled clubs to think differently with how they structure their memberships.

Creating and providing innovative membership categories has given participants a variety of opportunities to play the sport. Registering casual court users has also provided an increase in club registrations. We continue to work with our clubs to assist them to be the best for their community.

FITBIT CARDIO TENNIS

An innovative fitness based tennis program that is delivered by dedicated coaches throughout the State. Our total registered participants for the year was 2,705.

Total unique registered participants (Vic)



AFFILIATION

In 2015/16 the total number of Tennis Victoria affiliates was 885. This comprised of 817 Clubs and Centres, and 68 Associations. The change to the number of affiliates compared to the previous year was an overall increase of two. After the huge increase of 98 new clubs returning to Tennis Victoria after the new affiliation model was introduced in 2014/15, the numbers have stabilised this year.

AFFILIATES

| | | Total |
|---------|-----|-------|
| 2009/10 | 858 | 98 |
| 2010/11 | 838 | 94 |
| 2011/12 | 817 | 94 |
| 2012/13 | 801 | 98 |
| 2013/14 | 798 | 98 |
| 2014/15 | 811 | 72 |
| 2015/16 | 817 | 68 |

- Clubs/Centres
- Association

REGISTERED CLUB PARTICIPANTS

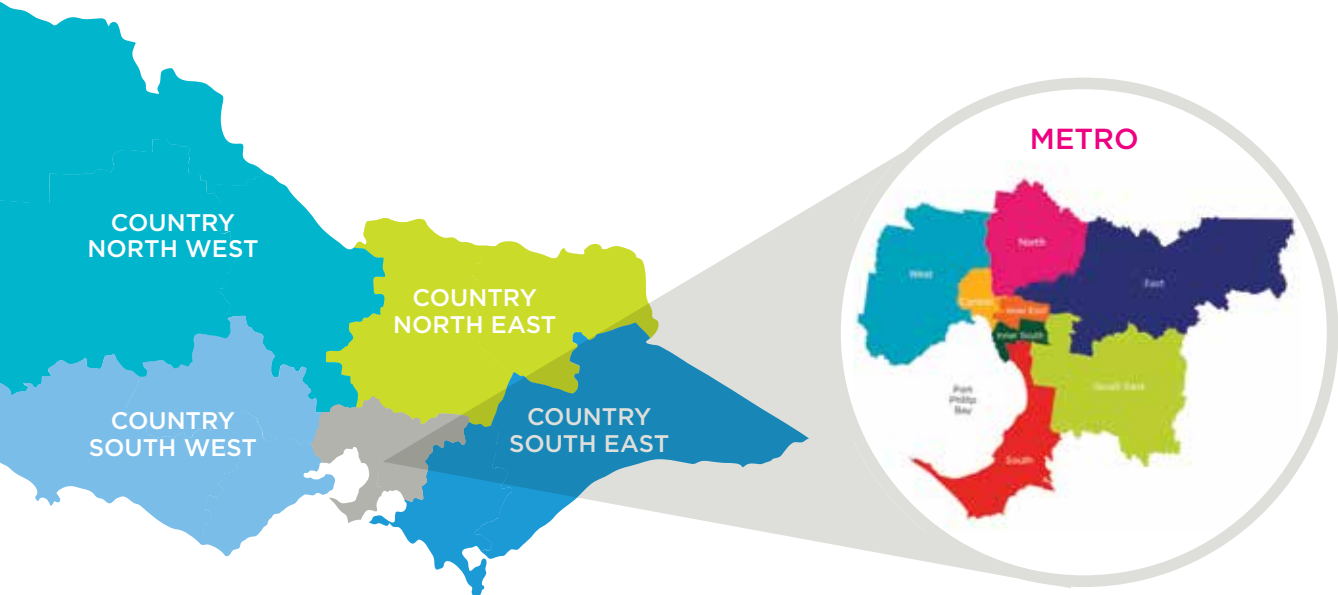
| | | Total |
|---------|--------|--------|
| 2009/10 | 56,973 | 27,544 |
| 2010/11 | 53,410 | 27,837 |
| 2011/12 | 53,332 | 22,011 |
| 2012/13 | 52,386 | 21,898 |
| 2013/14 | 48,721 | 20,038 |
| 2014/15 | 77,173 | 31,158 |
| 2015/16 | 87,171 | 29,533 |

- Metropolitan
- Country

PARTICIPATION LEADERS

Participation Leaders (formerly known as Community Tennis Officers) are the first point of call for clubs throughout the State. Their role is to assist club volunteers and administrators to increase tennis participation in their region. They also encourage clubs to build positive relationships with coaches and to form close links with surrounding schools and their local council.

Due to increased support from Tennis Australia, Tennis Victoria was able to employ four additional Participation Leaders commencing in 2015/16, to bring the team to 12. This saw the creation of eight metropolitan and four country regions, all now serviced with a dedicated staff member throughout the state as illustrated below.



TENNIS CONNECT

This national initiative aims to drive better technology for administrators and players, by connecting various tennis systems and providing players a single account login. The cleansing and integration of data across systems in this complex IT project has necessitated extending the original project timelines, and is a continuing focus.

In 2015/16 a new version of My Tennis, an online membership management system, was launched by Tennis Australia. A new benefit of this system is the ability for clubs to collect membership fees online via credit card, and 153 clubs took up this option in 2015/16.

League Manager was launched in October 2015 to manage competitions replacing Competition Planner. Tennis Victoria is committed to working closely with club administrators to train and assist them with these new technology platforms as they continue to evolve and improve.

TOP 50 CLUBS

Tennis Victoria recognises the Top 50 Clubs each year, based on the number of players registered by affiliates.

Congratulations to the Top 50 Clubs for the 2015/16 year, based on the number of unique participants registered in the period 1 July 2015 to 30 June 2016. 80% of this year's Top 50 Clubs have increased their registrations since last year, a feat which is worth celebrating.

We are pleased to welcome 17 new clubs into the Top 50, in part due to tennis centres registering their players with Tennis Victoria for the first time following the introduction of the new affiliation model, and also due to the popularity of casual court hire at clubs.

| Ranking | Club | Registered players |
|---------|--|--------------------|
| 1 | Kooyong LTC | 9759 |
| 2 | Royal South Yarra LTC | 4912 |
| 3 | Elsternwick Park Tennis Centre | 4107 |
| 4 | Pakenham Regional Tennis Centre | 3811 |
| 5 | Warrnambool Indoor Tennis Centre | 1675 |
| 6 | Tennis World Melbourne Park & Albert Reserve | 1249 |
| 7 | East Malvern TC | 1181 |
| 8 | Victorian Tennis Academy | 1161 |
| 9 | Point Lonsdale TC | 1069 |
| 10 | Burwood TC | 1013 |
| 11 | Mt Eliza TC | 876 |
| 12 | Grace Park Hawthorn Club | 734 |
| 13 | Carlton Gardens TC | 711 |
| 14 | Geelong LTC | 693 |
| 15 | Mayors Park Tennis Centre | 684 |
| 16 | Port Fairy TC | 646 |
| 17 | Boroondara Tennis Centre | 639 |
| 18 | Berwick TC | 627 |
| 19 | Beaumaris LTC | 611 |
| 20 | Bundoora TC | 594 |
| 21 | Anglesea TC | 593 |
| 22 | Tally Ho TC | 590 |
| 23 | Notting Hill/Pinewood TC | 582 |
| 24 | South Hawthorn TC | 571 |
| 25 | Hume Tennis & Community Centre | 562 |

| Ranking | Club | Registered players |
|---------|--------------------------------------|--------------------|
| 26 | Royal Avenue Tennis Centre | 556 |
| 27 | Royal Park TC | 520 |
| 28 | Warrnambool LTC | 513 |
| 29 | Plenty TC | 506 |
| =30 | Essendon TC | 493 |
| =30 | Mt Prospect District TA | 493 |
| 32 | Mill Park TC | 483 |
| 33 | Greythorn Park TC | 481 |
| 34 | Dendy Park TC | 479 |
| 35 | Princes Hill TC | 476 |
| 36 | Swan Hill Lawn Tennis & Croquet Club | 470 |
| =37 | Elwood Park TC | 463 |
| =37 | Melton South TC | 463 |
| =39 | Albert Park LTC | 462 |
| =39 | Sunbury LTC | 462 |
| 41 | Willison Park TC | 431 |
| 42 | East Camberwell TC | 428 |
| 43 | Yarrowonga LTC | 423 |
| 44 | Sale TC | 422 |
| =45 | Eltham TC | 403 |
| =45 | Frankston TC | 403 |
| =45 | Heatherdale TC | 403 |
| =48 | Liston TC | 400 |
| =48 | Overport Park TC | 400 |
| =50 | Dingley TC | 396 |
| =50 | Wodonga Tennis Centre | 396 |

Congratulations to all clubs, large and small, on their efforts in increasing the number of registered participants at their club. Overall all eight metropolitan regions increased total participants compared to the previous year. Country South East also increased whilst the other three country regions achieved between 95% and 99% of previous year registrations.

COUNTRY TENNIS

The enhanced resources in Country Victoria, now including four dedicated Participation Leaders in addition to a Country Manager and the Victorian Country Tennis Association, has seen increased servicing and support to our regional stakeholders.

Key projects such as the Country Coaching Strategy and G21 Tennis Strategy have seen developments that will support the growth and sustainability of the sport in Country areas.

The continued uptake and growth of ANZ Tennis Hot Shots via clubs, coaches and schools has provided an important first opportunity for participants to play the sport. A special thank you to volunteers at clubs who do not have a coach, and run the Hot Shots Community Play option to introduce young children to the sport in a fun and modified environment.

Congratulations once again to the Victorian Country Tennis Association (VCTA), particularly to Pat Gilchrist and Carol Pearce, and the Wodonga Lawn Tennis Club who hosted the VCTA Country Week in February 2016. The event once again was an outstanding success with 191 teams participating, the most in Wodonga for over 15 years.



GET INTO CARDIO TENNIS

Our game-changing program, Get Into Cardio Tennis, was piloted during September to December 2015 and officially launched in February 2016. Get Into Cardio Tennis is a low impact, fun, social, introductory level tennis-based group fitness activity that is done in parks and workplaces. It looks to breakdown some of the barriers people have reported when trying to access the sport of tennis. The program is funded for two years by VicHealth as part of their *Changing the Game: increasing female participation in sport Program*. At the end of June 2016, 400 unique participants had taken part in the program with 85% of those participants being new to tennis.

We also trained 15 deliverers who were a mix of qualified tennis coaches and group fitness instructors. Activations and demonstrations were held during the Australian Open 2016 and in conjunction with local councils during their community-based physical activity campaigns.



ACE PROGRAM (ACCESSIBLE, COMMUNITY, EQUALITY)

Tennis Victoria's Community Inclusion Program ACE has proudly awarded \$42,124 worth of grants to support inclusion programs across Victoria in 2015/16. This funding is provided by Sport and Recreation Victoria and has led to the support of 35 programs that provide outstanding participation opportunities and community engagement for over 3000 unique participants. Examples of programs include better facilitating people with a disability (deaf, blind, wheelchair, intellectual disabilities, special needs) and Culturally and Linguistically Diverse Communities to play tennis.

FREE TENNIS DAYS

Formerly known as the AO Tennis Blitz, the national Free Tennis Days program continues to connect local communities with the Australian Open. Based on the number of registrations at their Free Tennis Days, clubs were allocated a player in the main draw of the Australian Open 2016 with the Victorian towns of Swan Hill and Warrnambool taking out first and second place nationally thus being aligned with Novak Djokovic and Serena Williams. Swan Hill was the eventual winner with their player, Novak taking out the title.



PROMOTIONS/ACTIVATIONS

Our Participation Leaders work closely with Local Government Authorities and clubs to promote tennis at major activations and festivals. We again had excellent exposure and provided a wonderful tennis experience for thousands of guests who attended the Open Day at Government House on Australia Day. Our ongoing partnership with Premier's Active April provided great exposure for tennis, with over 104,000 Victorians involved in this annual initiative. We continued our annual partnership with the Seniors Festival at Federation Square in October, and over 70 clubs opened their gates with dedicated seniors tennis events during Seniors Week. We also conducted a major activation at the Priceline Pharmacy Kooyong Classic in January and worked closely with Tennis Australia to offer a variety of participation and promotion opportunities during the Australian Open 2016.



YOUTH DEVELOPMENT

The Future Leaders program inspires young people to get involved in volunteering in tennis. A successful camp was held at Kyneton during the July 2015 school holidays, with 40 Year 10 and Year 11 participants who went on to complete a 40 hour volunteer project at their local tennis club. Tennis Victoria continues to work closely with SEDA who run the Tennis Victoria Sports Development

Program for Year 11 and 12 students. The program offers students an engaging curriculum within the sport and recreation industry, and participating students assist Tennis Victoria with tennis in schools and event activations as part of their valuable industry experience.

Participation Report prepared by:

Belinda Kleverlaan
Executive Manager - Participation

Coaches and officials are managed by Tennis Australia staff based in the Tennis Victoria office. Below is a snapshot of Victorian figures.

COACHING COURSES

| | 2015/16 | | 2014/15 | | 2013/14 | |
|---|-----------------------------|-------------------------------|-----------------------------|-------------------------------|-----------------------------|-------------------------------|
| | Number of courses delivered | Number of course participants | Number of courses delivered | Number of course participants | Number of courses delivered | Number of course participants |
| Master Club Professional Coaching qualification | 0 | 0 | 0 | 0 | 0 | 0 |
| Club Professional Coaching qualification | 1 | 21 | 1 | 16 | 1 | 16 |
| Junior Development Coaching qualification | 2 | 48 | 4 | 63 | 1 | 18 |
| Community Coaching Course | 4 | 61 | 3 | 34 | 3 | 36 |
| National Schools Partnership Program (teacher training) | 5 | 96 | 1 | 28 | 2 | 17 |
| Intro To ANZ Tennis Hot Shots | 13 | 229 | 24 | 366 | 30 | 495 |
| Annual total | 25 | 455 | 33 | 507 | 37 | 582 |
| Total registered members | 1,114 | | 1,143 | | 1,363* | |
| Total qualified registered members | 583 | | 628 | | 744 | |
| Total active members | 855 | | 882 | | 904 | |

*Prior to 2014/15 Intro to ANZ Tennis Hot Shots participants were recorded in the total of registered coach members. They no longer receive an associate coach membership therefore are not included in the total coach figures.

OFFICIALS

| | 2015/16 | | 2014/15 | | 2013/14 | |
|------------------------------------|---|-------------------------------|---|-------------------------------|---|-------------------------------|
| | Number of qualification courses delivered | Number of course participants | Number of qualification courses delivered | Number of course participants | Number of qualification courses delivered | Number of course participants |
| Long Lines | 6 | 75 | 6 | 63 | 6 | 63 |
| Cross Lines | 1 | 21 | 1 | 22 | 1 | 18 |
| Chairs | 3 | 25 | 3 | 33 | 5 | 31 |
| Chairs C | 2 | 18 | 1 | 8 | 1 | 10 |
| Chairs B | 1 | 7 | 1 | 3 | 1 | 4 |
| Annual total | 13 | 146 | 12 | 129 | 14 | 126 |
| Total registered members | 307 | | 286 | | 250 | |
| Total qualified registered members | 302 | | 243 | | 214 | |

TENNIS OPERATIONS REPORT

TENNIS OPERATIONS REPORT

Competitions and Pathways are a key function of the Tennis Victoria Strategic Plan to 2016 with many playing opportunities provided for players to participate in competitive tennis this year.

ASIA PACIFIC TENNIS LEAGUE (ATL), SOUTH CONFERENCE

This elite semi-professional competition evolved for the 2015/16 season, with Victorian teams placed into the South Conference that included teams from South Australia and Western Australia. This change served to further enhance the calibre of the playing field. Returning Victorian men's teams were the Kooyong Classics, Royal South Yarras and Dingley Dingoes. The Kooyong Classics, MCC Stars, Royal South Yarras and Mornington Missiles were Victoria's women's teams.

For the second time, the grass courts at Yarrowonga Lawn Tennis Club hosted a Super Round of ATL. This was again a highlight of the Country Festival of Tennis, supported by event partner Yarrowonga Mulwala Tourism.

The ATL South Conference semifinals were staged on the indoor courts at the National Tennis Centre. All Victorian teams won through to the National Playoff Finals highlighting the strength of the Victorian teams. Livestreaming of matches was also available for viewing online. Over 100 orange and green ball students participated in the ANZ Tennis Hot Shots Leagues State Carnival Day which proceeded the South Conference ATL Finals.

The Royal South Yarras, led by Daria Gavrilova, clinched the women's title defeating the MCC Stars. In a repeat of 2014, defending champions Kooyong Classics, led by Andrew Whittington, were once again too strong for the Royal South Yarras in the men's.

ATL PLAYOFFS

All winners and runner-ups from the ATL South Conference went on to compete in the ATL National Playoffs held during the second week of the Australian Open 2016. The Royal South Yarras took out the overall women's title defeating fellow Victorian's MCC Stars in a very close contest, while the men's Kooyong Classics and Royal South Yarras teams finished in

the minor placings behind eventual winners Brisbane Chargers from Queensland.

TENNIS VICTORIA PREMIER LEAGUE

Tennis Victoria Premier League again showcased the very best of the traditional, longer playing format of the sport and highlighted the depth of the Victorian club network. In 2016, Tennis Victoria increased the prizemoney on offer to \$20,000. Glen Iris Valley Recreation Club was the host venue for the Final. Tennis Victoria ran an ANZ Hot Shots League orange and green ball Gala Day alongside the Premier League Finals. The 2016 season also saw the introduction of the inaugural Paul Arber Memorial Award that was presented to one male and one female player in recognition of their overall team contribution and work ethic attributes. For the third consecutive year, the 2016 Tennis Victoria Premier League men's title was won by Grace Park Hawthorn who defeated Kooyong Lawn Tennis Club in a well fought out battle that went down to the wire. The women's title was finally won by the MCC Tennis Section after many near misses, defeating Liston Tennis Club.

PENNANT

For the first time ever, the 2015 men and women's Grade 1 Pennant finals both had Chairs and long lines officials present for all matches. Men's Grade 1 was won by Dingley Tennis

Club and the women's Grade 1 was won by Kooyong Lawn Tennis Club. The 2016 Pennant season saw a consolidation of the number of metro based clubs participating, with 140 clubs entering teams into the various competition categories including men's, women's, men's open doubles, and men's masters 45+ doubles. This represented 460 teams and overall there were over 4,000 players involved in over 14,000 rubbers across the 2016 season.

JUNIOR PENNANT

In 2015, Junior Pennant provided nine junior metro associations the opportunity to compete in this aged based inter-association competition. Overall team numbers (98 teams) were lower than the previous season with no 18/u mixed teams. Tennis Victoria did extend the competition's reach to include some Associations in the Barwon region, who were based in the metro Geelong area. They competed under the banner of Barwon Associations Group and included Tennis Geelong, Geelong & Surfcoast and Polworth and District Tennis Associations.

COMPETITIONS SOFTWARE

In October 2015, Tennis Victoria and many local Associations and club competition deliverers transitioned their competition data onto a new national competition software platform called League Manager. This change was part of a nationwide data integration project that is still in

Victoria has the
largest number

of tournament and competition players in Australia across the Junior Development Series, Australian ranking points junior and open tournaments, Intellectual Disability State Championships and Wheelchair events: **14,464**



progress, with the aim of a better online tennis experience for administrators and players alike.

ANZ TENNIS HOT SHOTS LEAGUES

ANZ Tennis Hot Shots Leagues aim to be a great first team competition experience for 7 - 11 year olds. ANZ Tennis Hot Shots Leagues is the vital link between learning the game and playing the game. The evolution of the ANZ Hot Shots Leagues continued with Tennis Victoria working closely with multiple clubs, centres and associations. In addition, this focus has been extending into the primary school environment. This year saw significant growth in the delivery of ANZ Red Ball Hot Shots Leagues throughout School Sport Victoria districts. Growing the number of Primary Schools involved in delivering tennis including running ANZ Hot Shot Red Ball Leagues will remain a major focus.

REGIONAL TEAMS EVENTS

In 2015/16 three high profile past Victorian players were recognised through the naming of event titles. The 17/u Country Cup became the 17/u Minter | McNamee Cup. The 13/u Girls event became the Judy Dalton Cup. The opportunity for juniors to be involved in Tennis Victoria's Regional Teams Events was also increased by adding an 18/u age group to the Association Regional Challenge event. In total, over 600 metro and country players represented their metro association or country tennis region in a variety of events that were hosted across Victoria. Our thanks and appreciation go to the Kooyong Lawn Tennis Club and The Kooyong Foundation for their ongoing support of both the Alicia Molik and Wayne Arthurs Cups.

The 2016 Inter-regional Country Championships was staged at Swan Hill Lawn Tennis Club with nine of the eleven country tennis regions participating. The Barwon region claimed a record seventh consecutive win.

TOURNAMENTS

Victoria continues to lead the country by maintaining its status as having the largest number of unique tournament players across all tournament categories including the Junior Development Series, Australian ranking point's tournaments (junior and open), Intellectual Disability State Championships and Wheelchair events. Overall there were 249 competitive opportunities offered via these categories.

Tennis Victoria's tournaments aim to set a high benchmark for quality and participation, with increases in prizemoney in many key Open state championship tournaments. In particular, the 2015 Hardcourt State Championships, held at Notting Hill/ Pinewood Tennis Club and the 2016 Claycourt State Championships, held at the Dingley Tennis Club and surrounding venues, had additional prizemoney which added to the prestige of these Platinum level tournaments.



FUTURE STARS PROGRAM

The success of Tennis Victoria's Future Stars Program over several years was recognised at the end of 2015, with Tennis Victoria's elite junior program being fully integrated into Tennis Australia's National Academy Victoria as the entry point for all elite junior players. The restructure of this program from January 2016 and retention of key staff to deliver it, reinforces Tennis Victoria's support and alignment with the national athlete development pathway.

Once again, a highlight for the Future Stars Program was the high number of Future Stars athletes selected to represent School Sport Victoria (6 boys and 3 girls) at the 2015 national Bruce Cup event held in Tasmania.



PLAYER SUPPORT PROGRAM

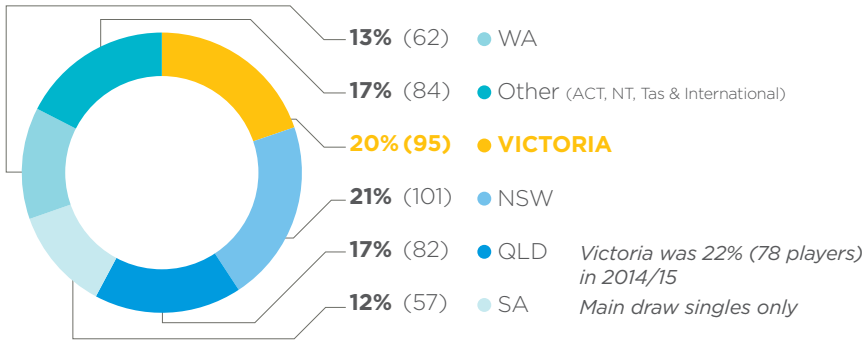
At the start of 2016, 64 junior players (both metro and country based), gained a position in the Player Support program. Designed to complement each player's individual weekly training, this reward and recognition program for highly ranked juniors brings players together each term, to provide an engaging and supportive environment. The program incorporates industry and educational presentations from Sport Science specialists in Psychology, Nutrition and Managing Social Media activities for emerging athletes.

REGIONAL ACADEMY OF SPORT NETWORK – TENNIS PROGRAM

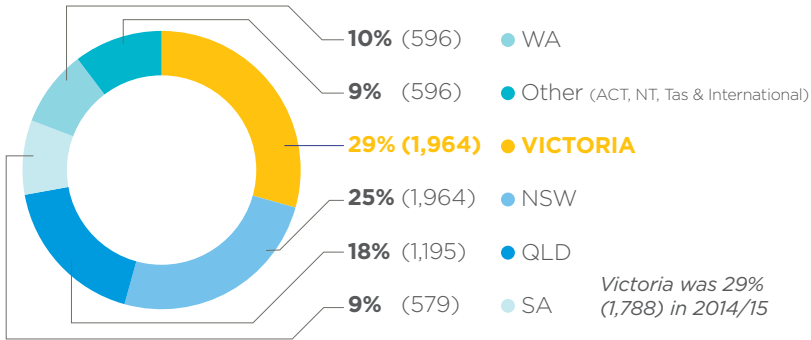
Tennis is one of only a handful of sports that is represented in all of Sport and Recreation Victoria's Regional Sport Academy environments. Once again in 2016, Tennis Victoria is supporting seven tennis programs right across country Victoria. The Regional Academy of Sport tennis programs cater for over 120 regionally based junior athletes and forms an important link in the player pathway. Regional Academy of Sport athletes compete in many of Tennis Victoria's country region representative team events as well as Tennis Victoria's annual Inter-Academy Challenge event at Melbourne Park.

Tennis Operations Report prepared by:
Nick Hinneberg
Executive Manager – Tennis Operations

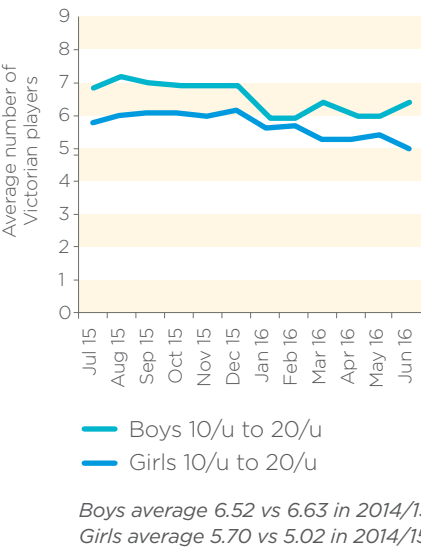
PLAYERS IN THE ANNUAL JUNIOR NATIONAL CHAMPIONSHIPS



PLAYERS WITH AN AUSTRALIAN RANKING



VICTORIAN PLAYERS WITH A TOP 25 AUSTRALIAN RANKING IN THEIR BIRTH YEAR



TOURNAMENTS/PROVIDERS

| Event | 2015 | 2014 | 2013 |
|--|---|---|---|
| Junior Development Series | 81 tournaments conducted by 13 event partners | 65 tournaments conducted by 15 event partners | 84 tournaments conducted by 23 event partners |
| Junior Tour | 48 tournaments conducted by 29 event partners | 47 tournaments conducted by 31 event partners | 40 tournaments conducted by 23 event partners |
| Australian Money Tournaments | 42 tournaments conducted by 26 event partners | 42 tournaments conducted by 20 event partners | 53 tournaments conducted by 18 event partners |
| Pennant | 140 clubs, 460 teams | 134 clubs, 451 teams | 132 clubs, 462 teams |
| Junior Pennant | 9 metro associations, 99 | 11 metro associations | 11 metro associations |
| Regional Teams Events including Inter-regional Country Championships | 11 regions and 8 metro associations | 11 regions and 8 metro associations | 11 regions and 8 metro associations |
| Tennis Victoria Premier League | 12 teams, 10 clubs | 12 teams, 9 clubs | 12 teams, 9 clubs |
| ATL South Conference | 7 teams, 5 clubs | 11 teams, 9 clubs | 12 teams, 9 clubs |
| General Tournaments | 76 (conducted by 19 event partners) | 73 (conducted by 19 event partners) | 101 (sanctioned across 47 event partners) |

TENNIS VICTORIA TOURNAMENT AND COMPETITION PLAYER NUMBERS*

| Event | 2015 | 2014 | 2013 |
|--|--------------|--------------|--------------|
| Junior Development Series | 1560 | 1620 | 1131 |
| Junior Tour players | 4520 | 5170 | 4925 |
| Australian Money Tournament players | 2731 | 2139 | 2060 |
| Pennant players | 4150 | 4050 | 3756 |
| Junior Pennant | 594 | 672 | 684 |
| Victorian Wheelchair and Victorian ID Open players | 48 | 48 | 48 |
| Regional Team Events incl. Inter-regionals | 723 | 540 | 587 |
| Tennis Victoria Premier League | 96 | 93 | 84 |
| ATL South Conference | 42 | 68 | 82 |
| TOTAL | 14464 | 14400 | 13357 |

*Not all unique players, multiple competitive participants will exist.



GOVERNMENT RELATIONS & PLACES TO PLAY REPORT



GOVERNMENT RELATIONS AND PLACES TO PLAY REPORT

There is an increasing demand by all sports for local government support in a highly competitive environment for participants, facilities and volunteers.

The majority of tennis facilities in Victoria are located on Council owned or Crown land and as such, Local Government is the major supporter of tennis in our state. It is therefore incumbent upon not only for Tennis Victoria but for all of our affiliated clubs to ensure all Local Government Authorities (LGA) are recognised and partnered with accordingly for the long term interest of the sport.

2015/16 saw a continued focus by the Tennis Victoria Places to Play team on engagement with Local and State Government and this was highlighted through several initiatives including:

HIGHLIGHTS

- The finalisation of our Places to Play Key Directions To 2020 strategy document that will assist government stakeholders in understanding the challenges facing tennis venues across the state and also how we plan to tackle those challenges as a sport.

- Following considerable consultation with Parks and Leisure Australia (Victoria & Tasmania), we were delighted to jointly host a local government forum at the Mornington Tennis Centre in April 2016. This was a wonderful success with approximately fifty local government representatives in attendance along with representatives from Tennis Australia and also the tennis coaching fraternity.

- Tennis Victoria's Local Government Advisory Group comprising eight representatives from around the state, along with representatives from Tennis Australia, had two meetings during the year and provided invaluable advice to our Places to Play team in addressing some of the key issues and challenges as well as opportunities for tennis.

- The introduction of a Local Government Recognition Award for the LGA who demonstrated the most significant support for tennis throughout the year. The Award, Supporting Tennis – Local Government Recognition, is believed to be a first for a State Sporting Association and drew an encouraging large number of entries. Presented at the Tennis Victoria Championships Dinner held in June, the inaugural recipient was Brimbank

City Council for its sustained support for tennis through the delivery of a specific Tennis Strategy, development of standard leases for tennis clubs, the implementation of a specific annual capital works budget for tennis club court resurfacing, attendance at Tennis Victoria forums and participation in our Opening Up Tennis/Book A Court and Get Into Cardio Tennis pilot programs.

- The continued rollout of our Opening Up Tennis/Book A Court pilot following the receipt of State Government Funding in 2015. The program involves the installation of technology at clubs through a fully integrated online booking system that assists clubs in being more accessible to the public and at the same time alleviating a burden on volunteers. Twenty one clubs were the recipients of this new technology with further plans for installation in 2016/17 under this round of funding.

Book A Court has now been resolved as a key national priority by Tennis Australia.

- In September 2015, Tennis Victoria hosted its inaugural Grass Court Forum at the Royal South Yarra Lawn Tennis Club where some 35 grass court enthusiasts from across the state were treated to presentations from industry professionals as well as a tour of the ten grass courts at one of Melbourne's largest clubs.

The Grass Court Forum was established to share knowledge and experience for the science of growing and curating grass tennis courts with the objective of sharing information and producing resources for tennis clubs in the future, resulting in stronger grass facilities in Victoria. The inaugural forum was followed up with a similar event in March 2016 at the Australia v USA Davis Cup Tie at the Kooyong Lawn Tennis Club where those present were able to gain an insight into the work required to prepare temporary grass courts for this special Davis Cup Tie.

PARTNERSHIPS

Community Clubs Victoria (CCV) is a wonderful partner of Tennis Victoria and continues to provide invaluable advice and assistance not only to our Places to Play team but also to all

affiliated clubs and associations. Tennis Victoria was proud to receive the prestigious Chairman's Award for our Future Leaders Program at the 2015 CCV Awards.

During the year we also continued to have important relationships with Sport and Recreation Victoria, 2MH Consulting, the Melbourne Planning Authority, Inside Edge Sport and Leisure, Otium Planning Group and Infrastructure Victoria.

OUR FOUR KEY PILLARS FOR TENNIS FACILITIES ARE:

| | |
|---|-------------------|
| 1 | ACCESSIBILITY |
| 2 | SUSTAINABILITY |
| 3 | ACCOUNTABILITY |
| 4 | COMMUNITY BENEFIT |

It has been pleasing to note that investment into new and planned facilities continues with a known \$10.9 million invested by local and state government around Victoria over the past twelve months along with continued support from Tennis Australia and of course clubs themselves also making invaluable contributions. Some examples of this facility investment are contained in the schedule on page 22.

Governement Relations and Places to Play Report prepared by:

Ken Jacobs
Executive Manager - Government Relations and Places to Play

KNOWN EXAMPLES OF COMPLETED FACILITY INVESTMENT 2015/16 FINANCIAL YEAR

| Name of Club/Facility (LGA) | Total Cost |
|--|------------|
| Project: Courts | |
| Altona Green Public Courts (Hobsons Bay) | \$36,000 |
| Anglesea Tennis Club (Surf Coast) | \$80,000 |
| Canterbury Park (Bendigo) | \$220,000 |
| Connewirricoo Tennis Club (West Wimmera) | \$41,514 |
| Deer Park Tennis Club (Brimbank) | \$42,270 |
| Delahey Tennis Club (Brimbank) | \$42,915 |
| Douglas Tennis Club (West Wimmera) | \$87,000 |
| Drouin Tennis Club (Baw Baw) | \$36,000 |
| Eildon Park Tennis Club (Knox) | \$64,000 |
| Elaine Tennis Club (Moorabool) | \$17,000 |
| Gladstone Park Tennis Club (Hume) | \$180,000 |
| Glenvale Tennis Club (Monash) | \$108,880 |
| Gordon Public Park (Moorabool) | \$160,000 |
| Grant Reserve Public Courts (Hobsons Bay) | \$36,000 |
| Hurlingham Park Tennis Club (Bayside) | \$72,000 |
| Kingsville Tennis Club (Maribyrnong) | \$87,000 |
| Marong Park (Bendigo) | \$342,000 |
| Mt Evelyn Tennis Club (Yarra Ranges Shire) | \$60,000 |
| Newstead Tennis Courts (Mt Alexander) | \$66,000 |
| RC McNamara Reserve Multipurpose Courts (Alpine) | \$128,000 |
| Rosamond Tennis Club (Maribyrnong) | \$130,000 |
| Skipton Tennis Club (Corangamite) | \$20,000 |
| Tally Ho Tennis Club (Monash) | \$65,000 |
| Tennis court audits (Brimbank) | \$10,780 |
| Tennis court audits (Knox) | \$59,000 |
| Wedderburn Multipurpose Courts (Loddon) | \$94,000 |
| Project: Designs | |
| Balwyn Park Tennis Club (Boroondara) | \$95,000 |
| Airport West Tennis Club (Moonee Valley) | \$33,000 |
| Bendigo Tennis Complex (Bendigo) | \$135,000 |
| Project: Lighting | |
| Altona Tennis Club (Hobsons Bay) | \$113,580 |
| Eildon Park Tennis Club (Knox) | \$8,065 |
| North Park Tennis Club (Melbourne) | \$75,000 |
| Nunawading Tennis Club (Whitehorse) | \$40,000 |
| Rowville Tennis Club (Knox) | \$23,000 |
| Stawell Tennis Club (Northern Grampians) | \$131,000 |
| Trafalgar Tennis Club (Baw Baw) | \$28,000 |
| Yarragon Tennis Courts (Baw Baw) | \$59,500 |

| Name of Club/Facility (LGA) | Total Cost |
|--|--------------|
| Project: Opening Up Tennis | |
| Anglesea Tennis Club (Surf Coast) | \$3,003 |
| Bruce Park Tennis Club (Frankston) | \$2,695 |
| Buninyong Tennis Club (Ballarat) | \$12,694 |
| Karingal Drive Tennis Club (Banyule) | \$12,583 |
| Keysborough Tennis Club (Dandenong) | \$15,300 |
| Kilmore Tennis Club (Mitchell) | \$10,901 |
| Longbeach Tennis Club (Kingston) | \$9,668 |
| Melton Tennis Club (Melton) | \$13,112 |
| Montrose Tennis Club (Yarra Ranges) | \$12,835 |
| North Park Tennis Club (Melbourne) | \$2,420 |
| Overport Park Tennis Club (Frankston) | \$10,415 |
| Princes Hill Tennis Club (Melbourne) | \$13,666 |
| Royal Park Tennis Club (Melbourne) | \$14,890 |
| Saltwater Tennis Centre (Wyndham) | \$20,494 |
| West Lalor Tennis Club (Whittlesea) | \$13,161 |
| Wodonga Tennis Centre (Wodonga) | \$14,054 |
| Yamala Park Tennis Club (Frankston) | \$9,208 |
| Project: Hot Shots Courts | |
| Nichols Point Primary School (Mildura) | \$18,000 |
| Yarra Glen Tennis Club (Yarra Ranges) | \$65,000 |
| Primary school line marking projects (combined) | \$6,684 |
| Project: Pavillion | |
| Berwick Tennis Club (Casey) | \$380,000 |
| Epping Tennis Club (Whittlesea) | \$40,000 |
| Greythorn Park Tennis Club (Boroondara) | \$1,300,000 |
| North Balwyn Tennis Club (Boroondara) | \$1,200,000 |
| Yarraville Tennis Club (Maribyrnong) | \$200,000 |
| Project: Combination of Above | |
| Hampton Park Tennis Club (Casey) | \$100,000 |
| Harkaway Tennis Club (Casey) | \$250,000 |
| Le Page Tennis Club (Kingston) | \$30,000 |
| Maidstone Tennis Courts (Maribyrnong) | \$772,000 |
| Mt Martha Tennis Club (Mornington) | \$1,300,000 |
| Nagambie Tennis Club (Strathbogie) | \$100,000 |
| Noble Park Tennis Club (Dandenong) | \$75,000 |
| Strathmore Tennis Club (Moonee Valley) | \$396,000 |
| Wangaratta Hardcourt Tennis Association (Wangaratta) | \$1,100,000 |
| Wonga Park Tennis Club (Manningham) | \$365,000 |
| Grand Total Known | \$10,915,288 |

Note: This is not a definitive list of the tennis facility development over the last 12 months. It is a known snapshot to demonstrate the breadth and development across the state. The figures were compiled based on information from clubs and LGAs. Melbourne Park not included.



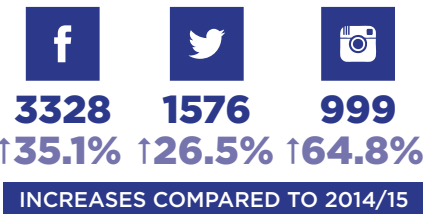
MARKETING & COMMUNICATIONS REPORT

MARKETING AND COMMUNICATIONS REPORT

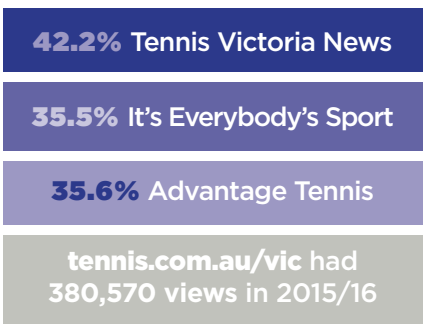
Effective Communications is an underpinning function of the Tennis Victoria Strategic Plan to 2016, and therefore it is at the forefront of everything that we do. Our goal is to tell our story better.

We aim to promote the stories of Victorian tennis that are the lifeblood of the sport in this state and that help build our Victorian tennis community. In doing this we continue to work closely with Tennis Australia's Marketing, PR and Communications teams. Video content was an increased focus in 2015/16, with in-house and external contractors producing a total of 16 feature videos for the year highlighting stories across Premier League, Asia Pacific Tennis League, the Tennis Victoria Championships Dinner and the ANZ Victorian Community Tennis Forums.

COMMUNICATIONS



Tennis Victoria continued to communicate with key stakeholders through our regular e-newsletters. *Tennis Victoria News* is sent monthly to all affiliated Presidents, Secretaries and Treasurers. *It's Everybody's Sport* is sent every other month to all registered participants who have registered an email address and *Advantage Tennis* is sent quarterly to key local government contacts. Open rates can be seen below.



ANZ VICTORIAN COMMUNITY TENNIS FORUMS

Through the support of ANZ, Tennis Victoria continued to host the ANZ Victorian Community Tennis Forums in 2015/16. The Forum topics this year were:

| |
|--|
| Forum #4 July 2015: Promote and Grow your club |
| Forum #5 October 2015: Launch of new national IT systems (My Tennis and League Manager) |
| Forum #6 March 2016: Money, Money, Money – clubs sharing funding and sponsorship successes. |
| Forum #7 June 2016: Image is everything – make your club welcoming – clubs sharing how they made their venues more inviting, accessible and appealing. |

Attendance at these events has been outstanding with an interactive and engaging audience of community tennis participants. A new addition for Forums #6 and #7 was the inclusion of a live stream element. Considering the geographical constraints that our country clubs face in being able to attend in person, a live stream facility was implemented. The viewing rates have been encouraging and we look forward to continuing this in the future.

| | FORUM 6 | FORUM 7 |
|-------------------|---------|---------|
| UNIQUE LIVE VIEWS | 78 | 109 |
| OVERALL VIEWS | 148 | 245 |

TENNIS VICTORIA RECOGNITION PROGRAM

Tennis Victoria continues to recognise and reward the achievements of players, coaches and clubs through the Tennis Victoria Recognition Program. This large project includes all of our awards and our key events. ANZ continued to be the major supporter of this program in 2015/16 and without their support it wouldn't be possible.

Tennis Victoria hosted its fifth annual Championships dinner on Monday 27 June 2016, to once again coincide with the first night of the Wimbledon Championships. In a nod to the upcoming Rio Olympics, champion

athlete and Gold Medallist, Catherine Freeman OAM interviewed by Gerard Whateley, was the special guest on the night. As the night has proven itself and grown over the years, a grand 367 guests attended to celebrate Victorian tennis. Ian Cover returned as MC and our panelists included Josh Frydenberg, Kelli Underwood and Daniela Di Toro.

The prestigious Most Outstanding Club, Centre or Association award went to Notting Hill / Pinewood Tennis Club while the Victorian Spirit of Tennis was presented to the very popular Cedric Mason for his decades of involvement in the sport. For the full list of winners please see pages 37-40.

TENNIS VICTORIA VOLUNTEERS' BREAKFAST, PROUDLY PRESENTED BY ANZ

Returning for a third year, Tennis Victoria was pleased to host 350 Victorian community tennis volunteers at our breakfast event on Thursday 21 January 2016. Popular former player Henri Laconte was the special guest on the morning. This event is an opportunity for Tennis Victoria to say thank you to some of the many volunteers and tennis community members who do so much to make the game so great. Two special volunteers were recognised as Victorian Community Champions on the day – Shane Fielding from Berwick Tennis Club and Heather Lees from the Victorian Country Tennis Association. Following the event, all guests were given tickets to the day at the Australian Open 2016.

2015/16 TENNIS VICTORIA SERVICE AWARDS
In 2015/16 there were **17 Tennis Service Awards** and **5 Highly Commended Service Awards** approved and awarded by the Tennis Victoria Board. Congratulations to all worthy recipients. For the full list of award winners see pages 37-40.

Marketing and Communications
Report prepared by:

Gabriella Tobias
Marketing and
Communications Manager

FINANCIAL REPORT

Victorian Tennis Association Inc.
ABN 29 757 304 158
Trading as Tennis Victoria
Financial Report for the Year Ended 30 June 2016

BOARD OF DIRECTORS REPORT

Your Board of Directors (Board) members submit the financial report of the Victorian Tennis Association Inc. for the financial year ended 30 June 2016.

BOARD MEMBERS

The names of members throughout the year and at the date of this report are:

| | |
|---|----------------------------------|
| Gary Clark (President from August 2015) | Maria Keys (Vice President) |
| Mark Da Silva (Vice President) | James Copes (Treasurer) |
| Anne Baldwin | Simon Meadows |
| Phil Crouch | Peter Cuxson |
| Anna Speedie (from October 2015) | Emma Sherry (from December 2015) |
| Peter Owen (resigned September 2015) | |

PRINCIPAL ACTIVITIES

The principal activities of the association during the financial year were the promotion and development of the game of tennis in Victoria. These activities were conducted under the registered trading name of Tennis Victoria.

SIGNIFICANT CHANGES

No significant change in the nature of these activities occurred during the year.

OPERATING RESULT

The operating result for the year ended 30 June 2016 was a surplus of \$68,851 (2015 \$139,131 surplus).

Signed in accordance with a resolution of the Members of the Board.



Gary Clark
President
Date: 24th August 2016

STATEMENT OF PROFIT OR LOSS AND OTHER COMPREHENSIVE INCOME FOR THE YEAR ENDED 30 JUNE 2016

| | Note | 2016 \$ | 2015 \$ |
|--|------|------------------|------------------|
| Revenue | | | |
| Membership & affiliation fees | | 914,492 | 854,124 |
| Government grants | | 533,800 | 304,472 |
| Tennis Australia grants | | 2,963,413 | 3,014,703 |
| Sponsorships | | 134,211 | 120,771 |
| Technical services fees | | 10,000 | 7,500 |
| Athlete development fees | | 44,694 | 55,201 |
| Competitions and tournaments entry fees | | 181,090 | 211,197 |
| Interest received | | 24,825 | 32,715 |
| Dividends & distributions received | | 163,332 | 74,647 |
| Capital surplus / (deficit) on disposal of assets | | 11,277 | (4,537) |
| Other income | | 79,404 | 53,020 |
| Total Revenue | | 5,060,538 | 4,723,813 |
| Expenses | | | |
| Participation | | | |
| Services to affiliates | | 212,427 | 450,627 |
| Grants to affiliates | | 179,516 | 177,918 |
| Programs | | 569,013 | 356,114 |
| | | 960,956 | 984,659 |
| Tennis Operations | | | |
| Competitions and events | | 307,623 | 399,840 |
| Player development | | 124,270 | 101,711 |
| | | 431,893 | 501,551 |
| Corporate Services | | | |
| Employee benefits | | 2,924,486 | 2,457,698 |
| Communications | | 164,077 | 131,704 |
| Depreciation & amortisation | | 33,390 | 30,219 |
| Operating lease | | 19,249 | 17,733 |
| Administration | | 457,636 | 461,118 |
| | | 3,598,838 | 3,098,472 |
| Total Expenses | | 4,991,687 | 4,584,682 |
| Surplus / (Deficit) from operations | 2 | 68,851 | 139,131 |
| Other Comprehensive Income | | | |
| Items which will be reclassified subsequently to profit or loss when specific conditions are met | | | |
| Net surplus / (deficit) on revaluation of financial assets | | (132,225) | 36,809 |
| Other Comprehensive Income | | (132,225) | 36,809 |
| Total Comprehensive Income Attributable to Members | | (63,374) | 175,940 |

The accompanying notes form part of these financial statements.

STATEMENT OF FINANCIAL POSITION AS AT 30 JUNE 2016

| | Note | 2016 \$ | 2015 \$ |
|--------------------------------------|-------|------------------|------------------|
| Assets | | | |
| Current Assets | | | |
| Cash and cash equivalents | 5 | 1,360,037 | 1,855,403 |
| Trade and other receivables | 6 | 97,240 | 179,879 |
| Inventories | 7 | 1,500 | 1,500 |
| Other current assets | 8 | 106,619 | 116,784 |
| Total Current Assets | | 1,565,396 | 2,153,566 |
| Non-Current Assets | | | |
| Financial assets | 9, 10 | 1,641,511 | 1,241,264 |
| Plant and equipment | 11 | 82,228 | 100,646 |
| Total Non-Current Assets | | 1,723,739 | 1,341,910 |
| Total Assets | | 3,289,135 | 3,495,476 |
| Liabilities | | | |
| Current Liabilities | | | |
| Trade and other payables | 12 | 784,652 | 1,018,222 |
| Employee benefits payable | 13 | 262,701 | 232,146 |
| Total Current Liabilities | | 1,047,353 | 1,250,368 |
| Non-Current Liabilities | | | |
| Employee benefits payable | 13 | 69,074 | 7,027 |
| Total Non-Current Liabilities | | 69,074 | 7,027 |
| Total Liabilities | | 1,116,427 | 1,257,395 |
| Net Assets | | 2,172,708 | 2,238,081 |
| Members' Funds | | | |
| Reserves | 14 | 1,387,268 | 1,521,040 |
| Accumulated surplus | | 785,440 | 717,041 |
| Total Members' Funds | | 2,172,708 | 2,238,081 |

The accompanying notes form part of these financial statements.

STATEMENT OF CHANGES IN EQUITY FOR THE YEAR ENDED 30 JUNE 2016

| | Accumulated Surplus \$ | Financial Assets Reserves \$ | General Reserves \$ | Total \$ |
|---|------------------------------|------------------------------------|---------------------------|-------------|
| Balance at 30 June 2014 | 578,603 | 88,152 | 1,397,379 | 2,064,134 |
| Surplus / (Deficit) attributable to members | 139,131 | | | 139,131 |
| Net movement in Moffatt Awards Fund | | | (1,768) | (1,768) |
| Net movement in Natural Damage Fund | | | - | - |
| Net movement in Neale Fraser Foundation | | | 468 | 468 |
| Transfers to and from reserves | (693) | | | (693) |
| Revaluation increment / (decrement) | | 36,809 | | 36,809 |
| Balance at 30 June 2015 | 717,041 | 124,961 | 1,396,079 | 2,238,081 |
| Surplus / (Deficit) attributable to members | 68,851 | | | 68,851 |
| Net movement in Capital Surplus Reserve | | | 43,960 | 43,960 |
| Net movement in Moffatt Awards Fund | | | (7,701) | (7,701) |
| Net movement in Natural Damage Fund | | | (18,250) | (18,250) |
| Net movement in Neale Fraser Foundation | | | (19,557) | (19,557) |
| Transfers to and from reserves | (452) | | | (452) |
| Revaluation increment / (decrement) | | (132,225) | | (132,225) |
| Balance at 30 June 2016 | 785,440 | (7,264) | 1,394,531 | 2,172,707 |

The accompanying notes form part of these financial statements.

STATEMENT OF CASH FLOWS FOR THE YEAR ENDED 30 JUNE 2016

| | Note | 2016 \$ | 2015 \$ |
|---|------|-------------|-------------|
| Cash flows from operating activities | | | |
| Receipts from affiliates | | 1,013,680 | 972,359 |
| Operating grants receipts | | 3,610,654 | 4,151,373 |
| Dividends & distributions received | | 163,332 | 74,647 |
| Other receipts | | 597,802 | 384,486 |
| Payments to suppliers and employees | | (5,367,492) | (4,811,906) |
| Interest received | | 24,825 | 32,715 |
| Net cash provided by operating activities | | 42,801 | 803,674 |
| Cash flows from investing activities | | | |
| Movement of investment securities | | (926,207) | 3,826 |
| Purchase of equipment | | (14,972) | (70,050) |
| Proceeds from disposal of investment securities | | 405,011 | 10,451 |
| Movement of General Reserves | 14 | (2,000) | (2,000) |
| Net cash (used in) investing activities | | (538,168) | (57,773) |
| Net increase / (decrease) in cash held | | (495,367) | 745,901 |
| Cash at beginning of year | | 1,855,403 | 1,109,502 |
| Cash at end of year | 5 | 1,360,036 | 1,855,403 |

The accompanying notes form part of these financial statements.

NOTES TO THE FINANCIAL STATEMENTS FOR THE YEAR ENDED 30 JUNE 2016

The financial statements cover Victorian Tennis Association Inc. as an individual entity. Victorian Tennis Association Inc. is an association incorporated in Victoria and operating pursuant to the Associations Incorporation Reform Act 2012.

NOTE 1 SUMMARY OF SIGNIFICANT ACCOUNTING POLICIES

Basis of Preparation

These general purpose financial statements have been prepared in accordance with the requirements of the Associations Incorporation Reform Act 2012, Australian Accounting Standards – Reduced Disclosure Requirements, Accounting Interpretations and other authoritative pronouncements of the Australian Accounting Standards Board. For the purposes of preparing the financial statements, the Association is a not- for-profit entity. The financial statements were authorised for issue by the Board on 24 August 2016.

Australian Accounting Standards set out accounting policies that the AASB has concluded would result in financial statements containing relevant and reliable information about transactions, events and conditions to which they apply. Compliance with Australian Accounting Standards ensures that the financial statements and notes also comply with International Financial Reporting Standards. Material accounting policies adopted in the preparation of these financial statements are presented below and have been consistently applied unless otherwise stated.

The financial statements have been prepared on an accruals basis and are based on historical costs, modified, where applicable, by the measurement at fair value of selected non-current assets, financial assets and financial liabilities. The financial statements have been prepared in Australian dollars which is the Association's functional and presentation currency. All values are rounded to the nearest dollar.

Accounting Policies

a. Income Tax

The Association is exempt from income tax.

b. Inventories

Inventories held for distribution are initially recognised at their current replacement cost at date of acquisition. Inventories of goods purchased and held for distribution are initially recognised at cost. The cost of bringing each product to its present location and condition is determined on a first-in, first-out basis. Cost is adjusted, when applicable, for any loss of service potential. Loss of service potential may be indicated by a current replacement cost lower than the original acquisition cost or obsolescence of goods held for distribution. Current replacement cost is the cost the company would incur to acquire the goods held for distribution at reporting date.

c. Property, Plant and Equipment

Each class of property, plant and equipment is carried at cost or fair value as indicated less, where applicable, any accumulated depreciation and impairment losses.

d. Plant and Equipment

Plant and equipment is measured on the cost basis and is therefore carried at cost less accumulated depreciation and any accumulated impairment losses. In the event the carrying amount of plant and equipment is greater than its estimated recoverable amount, the carrying amount is written down immediately to its estimated recoverable amount. A formal assessment of recoverable amount is made when impairment indicators are present (refer to Note 1(g) for details of impairment).

Depreciation

The depreciable amount of all fixed assets, including buildings and capitalised lease assets, is depreciated on a straight-line basis over the asset's useful life commencing from the time the asset is held ready for use. The depreciation rates used for each class of depreciable assets are:

| Class of Fixed Asset | Depreciation Rate |
|------------------------------------|-------------------|
| Office equipment | 15-50% |
| Furniture and fittings | 7-21% |
| Technical and tournament equipment | 30-50% |

The assets' residual values and useful lives are reviewed and adjusted, if appropriate, at the end of each reporting period.

Gains and losses on disposals are determined by comparing proceeds with the carrying amount. These gains and losses are included in the Statement of Profit or Loss and Other Comprehensive Income. When revalued assets are sold, amounts included in the revaluation relating to that asset are transferred to retained earnings.

e. Leases

Lease payments for operating leases, where substantially all the risks and benefits remain with the lessor, are recognised as expenses on a straight-line basis over the lease term.

f. Financial Instruments

Initial recognition and measurement

Financial assets and financial liabilities are recognised when the entity becomes a party to the contractual provisions to the instrument. For financial assets, this is equivalent to the date that the Association commits itself to either purchase or sell the asset (i.e. trade date accounting is adopted).

Classification and subsequent measurement

Financial instruments are subsequently measured at fair value, amortised cost using the effective interest rate method, or cost. Fair value represents the amount for which an asset could be exchanged or a liability settled, between knowledgeable, willing parties. Where available, quoted prices in an active market are used to determine fair value. In other circumstances, valuation techniques are adopted.

Financial assets at fair value through profit or loss

Financial assets are classified at 'fair value through profit or loss' when they are held for trading for the purpose of short-term profit taking, where they are derivatives not held for hedging purposes, or when they are designated as such to avoid an accounting mismatch or to enable performance evaluation where a group of financial assets is managed by key management personnel on a fair value basis in accordance with a documented risk management or investment strategy. Such assets are subsequently measured at fair value with changes in fair value (i.e. gains and losses) recognised in profit or loss.

Available-for-sale financial assets

Available-for-sale financial assets are non-derivative financial assets that are either not capable of being classified into other categories of financial assets due to their nature, or they are designated as such by management. They comprise investments in the equity of other entities where there is neither a fixed maturity nor fixed or determinable payments. They are subsequently measured at fair value with changes in such fair value (i.e. gains or losses) recognised in other comprehensive income (except for impairment losses and foreign exchange gains and losses). When the financial asset is derecognised, the cumulative gain or loss pertaining to that asset previously recognised in other comprehensive income is reclassified into profit or loss.

Impairment

At the end of each reporting period, the Association assesses whether there is objective evidence that a financial instrument has been impaired. In the case of available-for-sale financial instruments, a prolonged decline in the value of the instrument is considered to determine whether an impairment has arisen. Impairment losses are immediately recognised in profit or loss. Also, any cumulative decline in fair value previously recognised in other comprehensive income is reclassified to profit or loss at this point.

g. Impairment of Assets

At the end of each reporting period, the Association assesses whether there is any indication that an asset may be impaired. The assessment will consider both external and internal sources of information. If such an indication exists, an impairment test is carried out on the asset by comparing the recoverable amount of that asset, being the higher of the asset's fair value less costs to sell and its value-in-use, to the asset's carrying amount. Any excess of the asset's carrying amount over its recoverable amount is immediately recognised in profit or loss. Where it is not possible to estimate the recoverable amount of an individual asset, the Association estimates the recoverable amount of the cash-generating unit to which the asset belongs.

h. Employee Benefits

Provision is made for the Association's liability for employee benefits arising from services rendered by employees to the end of the reporting period. Employee benefits that are expected to be settled within one year have been measured at the amounts expected to be paid when the liability is settled.

i. Cash and Cash Equivalents

Cash and cash equivalents include cash on hand, deposits held at-call with banks and other financial institutions, and other short-term, highly liquid investments with original maturities of three months or less.

j. Revenue and Other Income

Revenue is recognised when the right to receive it is established, except in the instance of grants linked to a specific commitment to expend funds in a future period. Interest and Investment revenue is recognised on a proportional basis taking into account the interest rates applicable to the financial assets. All revenue is stated net of the amount of goods and services tax.

k. Goods and Services Tax (GST)

Revenues, expenses and assets are recognised net of the amount of GST, except where the amount of GST incurred is not recoverable from the Australian Taxation Office. Receivables and payables are stated inclusive of the amount of GST receivable or payable. The net amount of GST recoverable from, or payable to, the ATO is included with other receivables or payables in the statement of financial position. Cash flows are presented on a gross basis. The GST components of cash flows arising from investing or financing activities, which are recoverable from or payable to the ATO, are presented as operating cash flows included in receipts from customers or payments to suppliers.

l. Comparative Figures

When required by Accounting Standards, comparative figures have been adjusted to conform to changes in presentation for the current financial year.

m. Trade and Other Accruals

Trade and other payables represent the liability outstanding at the end of the reporting period for goods and services received by the Association during the reporting period, which remain unpaid. The balance is recognised as a current liability with the amounts normally paid within 30 days of recognition of the liability.

n. Provisions

Provisions are recognised when the Association has a legal or constructive obligation, as a result of past events, for which it is probable that an outflow of economic benefits will result and that outflow can be reliably measured. Provisions recognised represent the best estimate of the amounts required to settle the obligation at the end of the reporting period.

o. Income received in advance

The liability for income received in advance represents the unutilised amounts of income received on the condition that specified services are delivered or conditions are fulfilled. The services are usually provided or the conditions usually fulfilled within 12 months of receipt of the funds. Where the amount received is in respect of services to be provided over a period that exceeds 12 months after the reporting date or the conditions will only be satisfied more than 12 months after the reporting date.

p. Key Estimates – Impairment

The Association assesses impairment at the end of each reporting period by evaluation of conditions and events specific to the Association that may be indicative of impairment triggers. Recoverable amounts of relevant assets are reassessed using value-in-use calculations which incorporate various key assumptions.

q. Key Judgments – Provision for Impairment of Receivables

Included in trade and other receivables at the end of the reporting period are debts the Board has deemed unlikely to be paid. In light of ongoing review and management of aged debts, no provision for impairment has been made at 30 June 2016 (2015: \$nil).

r. Application of new and revised Accounting Standards in Current and Future Periods

During the current year, Victorian Tennis Association Inc. adopted all of the new and revised Australian Accounting Standards and Interpretations applicable to its operations which became mandatory.

AASB 2015-3 'Amendments to Australian Accounting Standards arising from the Withdrawal of AASB 1031 Materiality'

This amendment completes the withdrawal of references to AASB 1031 in all Australian Accounting Standards and Interpretations, allowing that Standard to effectively be withdrawn.

The adoption of these Standards has not impacted on the recognition, measurement and disclosure of any transactions.

NOTE 2 SIGNIFICANT REVENUE AND EXPENSES

The following significant revenue and expense items are relevant in explaining the financial performance:

| | 2016 \$ | 2015 \$ |
|--|------------|------------|
| Revenue | | |
| VicHealth Grant: Partnerships for Health Scheme | 381,000 | 180,000 |
| Department of Transport, Planning & Local Infrastructure | - | 51,000 |
| Department of Health & Human Services | 140,800 | 61,200 |
| Expenses | | |
| Insurance | 208,913 | 208,463 |
| Occupancy | 134,034 | 130,258 |
| Coaching Fees | 53,650 | 58,511 |

NOTE 3 KEY MANAGEMENT PERSONNEL COMPENSATION

| | | |
|--|----------------|----------------|
| Short-term employee benefits | 595,692 | 594,402 |
| Post-employment benefits | 48,339 | 48,303 |
| Total Key Management Personnel Compensation | 644,033 | 642,705 |

NOTE 4 AUDITORS' REMUNERATION

| | | |
|---|---------------|--------------|
| Remuneration of the auditor of the Association for auditing or reviewing the financial report | 10,500 | 9,643 |
| Total Auditors' Remuneration | 10,500 | 9,643 |

NOTE 5 CASH AND CASH EQUIVALENTS

| | | |
|--------------------------|------------------|------------------|
| Cash at bank and in hand | 1,360,037 | 1,855,403 |
| | 1,360,037 | 1,855,403 |

NOTE 6 TRADE AND OTHER RECEIVABLES

| | | |
|---------------|---------------|----------------|
| Trade debtors | 6,410 | 111,625 |
| Other debtors | 90,830 | 68,254 |
| | 97,240 | 179,879 |

NOTE 6 TRADE AND OTHER RECEIVABLES continued

| | Gross Amount | Past due and impaired | Past due but not impaired Days (overdue) | | | Within initial trade terms |
|-------------------|----------------|-----------------------|--|---------------|---------------|----------------------------|
| | | | 1-30 | 31-60 | >61 | |
| 2016 | | | | | | |
| Trade debtors | 6,410 | - | 1,860 | 1,320 | 2,372 | 858 |
| Other receivables | 90,830 | - | - | - | - | 90,830 |
| Total | 97,240 | - | 1,860 | 1,320 | 2,372 | 91,688 |
| 2015 | | | | | | |
| Trade debtors | 111,625 | - | - | 11,091 | 24,107 | 76,427 |
| Other receivables | 68,254 | - | - | - | - | 68,254 |
| Total | 179,879 | - | - | 11,091 | 24,107 | 144,681 |

NOTE 7 INVENTORIES

| | 2016 \$ | 2015 \$ |
|-----------------------------------|--------------|--------------|
| Inventories held for distribution | 1,500 | 1,500 |
| | 1,500 | 1,500 |

NOTE 8 OTHER CURRENT ASSETS

| | | |
|----------------|----------------|----------------|
| Accrued Income | 5,046 | - |
| Prepayments | 101,573 | 116,784 |
| | 106,619 | 116,784 |

NOTE 9 FINANCIAL ASSETS

| | | |
|--|-----------|-----------|
| Available for sale financial assets comprise shares in listed corporations and managed funds at market value | 1,641,511 | 1,241,264 |
|--|-----------|-----------|

All available-for-sale investments are quoted on the Australian Stock Exchange. Investment trusts are managed by third parties on behalf of the company and other investors. The trusts hold a variety of investments which generate a return based on income from those investments and changes in the market value of the investments. The company's investments in trusts can be redeemed on an at-call basis at the market value of the investment at the date of redemption less certain fees and charges.

NOTE 10 FAIR VALUE DISCLOSURES

| | | |
|--|-----------|-----------|
| The Association carries the following assets at fair value: Available for sale investments | 1,641,511 | 1,241,264 |
| Refer to note 9 Financial assets for fair value information relating to the available for sale financial assets. | | |

NOTE 11 PLANT AND EQUIPMENT

| | | |
|--|---------------|----------------|
| Office equipment at cost | 175,236 | 167,896 |
| Accumulated depreciation | (161,410) | (157,671) |
| | 13,826 | 10,225 |
| Furniture and fittings at cost | 323,886 | 323,886 |
| Accumulated depreciation | (266,694) | (242,189) |
| | 57,192 | 81,697 |
| Technical & Tournament equipment at cost | 53,852 | 46,220 |
| Accumulated depreciation | (42,642) | (37,496) |
| | 11,210 | 8,724 |
| Total Plant & Equipment | 82,228 | 100,646 |

NOTE 11 PLANT AND EQUIPMENT continued
Movements in carrying amounts

Movements in the carrying amounts for each class of equipment between the beginning and end of the current financial year.

| | Office Equipment \$ | Furniture & Fittings \$ | Technical Equipment \$ | Total \$ |
|---|---------------------|-------------------------|------------------------|---------------|
| Balance at the beginning of year | 10,225 | 81,697 | 8,724 | 100,646 |
| Additions | 7,340 | - | 7,632 | 14,972 |
| Disposals | - | - | - | - |
| Depreciation & amortisation expense | (3,739) | (24,505) | (5,146) | (33,390) |
| Carrying amount at the end of the year | 13,826 | 57,192 | 11,210 | 82,228 |

NOTE 12 TRADE AND OTHER PAYABLES

| | 2016 \$ | 2015 \$ |
|---------------------------------|----------------|------------------|
| Trade creditors and accruals | 515,069 | 554,595 |
| Provision for future project(s) | 2,301 | - |
| Income received in advance | 267,282 | 463,627 |
| | 784,652 | 1,018,222 |

NOTE 13 EMPLOYEE BENEFITS PAYABLE
Accrued annual and long service leave payable within 12 months

| | | |
|------------------------|----------------|----------------|
| Opening balance | 232,146 | 147,857 |
| Paid | (166,067) | (148,989) |
| Accrued | 196,623 | 233,278 |
| Closing balance | 262,702 | 232,146 |

Accrued long service leave payable later than 12 months

| | | |
|------------------------|---------------|--------------|
| Opening balance | 7,027 | 65,551 |
| Paid | - | (8,587) |
| Accrued | 62,047 | (49,937) |
| Closing balance | 69,074 | 7,027 |

NOTE 14 RESERVES

General Reserves are comprised of the natural damage fund, Gordon Moffatt awards fund, Neale Fraser Foundation and capital surplus reserve.

| | | |
|---|------------------|------------------|
| Natural damage fund The natural damage fund is set aside for the financial assistance of affiliates whose facilities sustain damage as a result of natural events. | - | 18,250 |
| Gordon Moffatt awards fund The Gordon Moffatt Awards fund provides awards in recognition of junior players' contributions to tennis and all round excellence, to assist with their development. | - | 7,701 |
| Neale Fraser Foundation The Neale Fraser Foundation has two components: The facilities development fund will provide funding for affiliated tennis clubs to contribute towards the upgrade and or expansion of their club facilities. The player development fund will provide grant opportunities for elite, Tennis Victoria registered, junior players to contribute towards their development. | - | 19,557 |
| Capital surplus reserve The capital surplus reserve contains funds that are for the general use of the organisation if required. | 1,394,531 | 1,350,571 |
| Financial assets reserve The financial assets reserve records revaluation of available for sale financial assets to market value. | (7,264) | 124,961 |
| Total Reserves | 1,387,267 | 1,521,040 |

NOTE 15 LEASING COMMITMENTS

Operating lease commitments

| | 2016 \$ | 2015 \$ |
|---------------------------------|------------|------------|
| Payable: minimum lease payments | 123,862 | 136,214 |
| Between 12 months and 5 years | 249,226 | 373,076 |
| | 373,088 | 509,290 |

Operating leases are for the lease of premises and office equipment.

NOTE 16 RELATED PARTY TRANSACTIONS

Mr Phil Crouch (Member of the Board) is a senior manager at ANZ Bank, which has a sponsorship agreement with Tennis Victoria. The Board Members do not receive any remuneration for their activities as Board Members other than reimbursement of expenses incurred in the performance of their duties as Board Members.

NOTE 17 FINANCIAL RISK MANAGEMENT

The Association's financial instruments consist mainly of deposits with banks, short-term investments, accounts receivable and payable. The Association does not have any derivative instruments at 30 June 2016. The main risks the Association is exposed to through its financial instruments are liquidity risk and credit risk.

Liquidity risk

The Association manages liquidity risk by monitoring forecast cash flows.

Credit Risk

The maximum exposure to credit risk, excluding the value of any collateral or other security, at balance date to recognised financial assets, is the carrying amount, net of any provisions for impairment of those assets, as disclosed in the Statement of Financial Position and notes to the financial statements. The Association does not have any material credit risk exposure to any single receivable or group of receivables under financial instruments entered into by the Association.

NOTE 18 CONTINGENT LIABILITIES

| | 2016 \$ | 2015 \$ |
|--------------------------------|------------|------------|
| Contract Performance Guarantee | 56,945 | 56,944 |

The amount is in regard to the Association's lease agreement to Melbourne & Olympic Parks Trust.

NOTE 19 EVENTS AFTER THE REPORTING PERIOD

The Board are not aware of any significant events since the end of the reporting period.

NOTE 20 ASSOCIATION DETAILS

The registered office of the association and principle place of the business is:

Victorian Tennis Association Inc.

AAMI Park
Olympic Boulevard
Melbourne, Victoria, 3000

STATEMENT BY MEMBERS OF THE BOARD

In the opinion of the Board members, the financial report:

- Presents a true and fair view of the financial position of Victorian Tennis Association Inc as at 30 June 2016 and its performance for the year ended on that date in accordance with Australian Accounting Standards (including Australian Accounting Interpretations) of the Australian Accounting Standards Board.
- At the date of this statement, there are reasonable grounds to believe that Victorian Tennis Association Inc. will be able to pay its debts as and when they fall due.

This statement is made in accordance with a resolution of the Board and is signed for and on behalf of the Board by:

Gary Clark
President
Date: 24th August 2016

James Copes
Treasurer
Date: 24th August 2016

Independent Auditor's Report To the members of The Victorian Tennis Association Inc.

Report on the Financial Report

We have audited the accompanying financial report of the Victorian Tennis Association Inc., which comprises the statement of financial position as at 30 June 2016, the statement of profit or loss and other comprehensive income, statement of changes in equity and statement of cash flows for the year then ended, notes comprising a summary of significant accounting policies and other explanatory information, and statement by members of the board.

Management's Responsibility for the Financial Report

Management is responsible for the preparation and fair presentation of the financial report in accordance with Australian Accounting Standards and Association Incorporation Reform Act 2012, and for such internal control as management determines is necessary to enable the preparation and fair presentation of the financial report that is free from material misstatement, whether due to fraud or error.

Auditor's Responsibility

Our responsibility is to express an opinion on the financial report based on our audit. We conducted our audit in accordance with Australian Auditing Standards. Those standards require that we comply with relevant ethical requirements relating to audit engagements and plan and perform the audit to obtain reasonable assurance about whether the financial report is free from material misstatement.

An audit involves performing procedures to obtain audit evidence about the amounts and disclosures in the financial report. The procedures selected depend on the auditor's judgement, including the assessment of the risks of material misstatement of the financial report, whether due to fraud or error. In making those risk assessments, the auditor considers internal control relevant to the entity's preparation and fair presentation of the financial report in order to design audit procedures that are appropriate in the circumstances, but not for the purpose of expressing an opinion on the effectiveness of the entity's internal control. An audit also includes evaluating the appropriateness of accounting policies used and the reasonableness of accounting estimates made by management, as well as evaluating the overall presentation of the financial report.

We believe that the audit evidence we have obtained is sufficient and appropriate to provide a basis for our audit opinion.

Opinion

In our opinion, the financial report presents fairly, in all material respects, the financial position of the Victorian Tennis Association Inc. as at 30 June 2016, and its financial performance and its cash flows for the year then ended in accordance with Australian Accounting Standards and Association Incorporation Reform Act 2012.

Nexia Melbourne Audit Pty Ltd
Melbourne

Andrew Wehrens FCA
Director

Dated this 24th day of August 2016

Nexia Melbourne Audit Pty Ltd
Registered Audit Company 291969
Level 12, 31 Queen Street, Melbourne VIC 3000
p +61 3 8613 8888, f +61 3 8613 8800
info@nexiamelbourne.com.au, www.nexia.com.au

Independent member of Nexia International



Nexia Melbourne Audit Pty Ltd (ABN 86 005 105 975) is an independent Victorian firm of chartered accountants using the Nexia International trademark under licence. It is affiliated with, but independent from, Nexia Australia Pty Ltd, which is a member of Nexia International, a worldwide network of independent accounting and consulting firms. Neither Nexia International nor Nexia Australia Pty Ltd provide services to clients. Liability limited by a scheme approved under Professional Standards Legislation other than for the acts or omissions of financial services licensees.

BOARD AND COMMITTEES

BOARD OF DIRECTORS

The number of Board meetings held during the year for members to be eligible to attend and the number of meetings attended by each Board member during the financial year are:

| | Eligible | Attended |
|----------------------------------|----------|----------|
| David Stobart (to August 2015) | 2 | 2 |
| Gary Clark | 8 | 8 |
| Mark Da Silva | 8 | 7 |
| Maria Keys | 8 | 7 |
| James Copes | 8 | 8 |
| Anne Baldwin | 8 | 8 |
| Peter Cuxson | 8 | 8 |
| Simon Meadows | 8 | 8 |
| Phil Crouch | 8 | 7 |
| Peter Owen (to September 2015) | 2 | 2 |
| Anna Speedie (from October 2015) | 6 | 5 |
| Emma Sherry (from December 2015) | 5 | 4 |

COMMITTEES OF TENNIS VICTORIA

Audit and Risk Committee
Ian Jenkins (Chair), Gary Clark (to August 2015), Drew Fenton, James Copes, Phil Crouch (from November 2015).

Nominations Committee
Leigh Russell (Chair), Ian Anderson, Adam Cossar, Phil Crouch, Simon Meadows (from December), Mark Da Silva (to December).

Competitions Committee
Maria Keys (Chair), Geoff Armstrong, Larry McLean, Daniel O'Neill, Warren Maher, Phillip Goodman, Antony Hampson, Ken Young.

Country Advisory Group
Simon Meadows (Chair), Kim Tobin, Mick Mullen, Leon Retallick, Malcolm Thiel, Robin Lowe.

Awards Committee
Anne Baldwin.

Tribunal Panel
Shelley Lipe, Dom Alberico, Sam Cusumano, Jenny Cox, Jill Towers, Ian Eddington, Steve Ivcovici, Robert Peers, Hayden Rees, Ian Thomas, Peter Nicholas, Daryl Carter.

State Selection Sub-Committee
Nick Hinneberg (Chair); Head Coach (Jason Stoltenberg) and Program Manager National Academy Melbourne (Rob Leeds)



| Regional Teams Events Advisory Panel | |
|--------------------------------------|---|
| Barwon | Mick Mullen (to January 2016) Matthew Hicks (from February 2016) |
| South West | Brenda Boyd |
| Central Highlands | Jenny Joliffe |
| Wimmera | Stuart McRae |
| Northern Mallee | Peter Morrison |
| Goulburn | Heather Lees |
| North East | Doug Smith |
| Mornington | Russell Hart |
| Central Gippsland | Susie Grumley |
| East Gippsland | Aiden Fitzgerald |

| Local Government Advisory Panel | |
|---------------------------------|-----------------------|
| Wyndham Council | Campbell Atkins |
| City of Casey | Melanie Pratt |
| Wodonga Shire | Anna Speedie |
| Knox Council | Nicole Columbine |
| City of Greater Dandenong | Sue Appleton-Phillips |
| Stonnington Council | Stuart Draffin |
| Bayside Council | Damien Van Trier |
| South Gippsland Shire | Ian Murphy |

AWARDS

AWARDS



HONORARY LIFE MEMBERS

An award to recognise outstanding service to the Victorian Tennis Association.

1981 Mr Ian Carson, Dr John Diggle, Mr Jim Entink, Mr Geoff Kerr; 1982 Mr Harry Shilton; 1985 Mr Kevin Howard, Mr Alan Urban; 1986 Mr Albert Jacoby; 1987 Mr Peter Bellenger; 1994 Dr John Fraser; 1995 Mr Geoff Peters; 1999 Mr Ian Occleshaw; 2004 Mr Hamish Macmillan; 2006 Mrs Roma Shipp; 2010 Mr Kevin Bolton; 2012 Mr Geoffrey Stone; 2014 Mr Graeme Cumbrae-Stewart; **2015 Mr David Stobart.**

VICTORIAN SPIRIT OF TENNIS AWARD

This award is to recognise a significant and valuable contribution to the advancement or popularity of the sport in any field (formerly the Victorian Centenary of Tennis Award). The recipient must be born in Victoria or lived the majority of their life as a Victorian resident.

1980 Mr Frank Sedgman; 1981 Mr Neale Fraser; 1982 Mr Brian Tobin; 1983 Mr Jim Entink; 1984 Mrs Judy Dalton; 1985 Mrs Margaret Court; 1986 Mr Paul McNamee; 1987 Mr Pat Cash; 1988 Mr Colin McDonald; 1989 Mr Peter McNamara; 1990 Dr John Fraser; 1991 Mr Alan Trengove; 1992 Mr Kevin Howard; 1993 Ms Anne Minter; 1994 Mr Ian Occleshaw; 1995 Mrs Nicole Bradtke; 1996 Mr Geoff Kerr; 1997 Mr Allan Stone; 1998 Mrs Beverley Rae; 1999 Mr Jack May; 2000 Mr Kevin Bolton; 2001 Mr Tony Ryan; 2002 Mr Jim Reid; 2003 Mr Peter Bellenger; 2004 Mr Max Atkins; 2005 Mr Jim Sheppard; 2006 Mr Eric Campbell; 2007 Mr Wayne Arthurs; 2008 Mr Hamish Macmillan; 2009 Ms Fran Graham; 2010 Mr Brian Grace; 2011/12 Mr Ian Barclay; 2012/13 Mr Colin Stubs; 2013/14 Ms Daniela Di Toro; 2014/15 Mrs Patricia Gilchrist & Mrs Carol Pearce; **2015 Mr Cedric Mason.**

HIGHLY COMMENDED SERVICE AWARD

An award to recognise persons who have demonstrated their contribution to the sport of tennis through outstanding and exemplary service to any one or more of the State Tennis Association's affiliated tennis clubs and/or associations and/or member organisations. Service to other tennis related bodies may also be recognised.

1981 Mr Val Drew, Mr Ray Stock, Mr Lew Twamley, Mr Ralph Van Esveld; 1982 Mr Phillip Leek; 1983 Mr Kevin Bolton; 1985 Mr Daryl Cox; 1986 Mr Jack May, Mr Bob Hodgson; 1987 Mr Morris Scott; 1988 Mr Jim Sheppard; 1989 Mr Doug Newgreen; 1993 Mr Phil Edwards, Mr Ray O'Connor, Mr Tony Parrott; 1994 Mr Tom McAllister; 1996 Mr Peter Whitaker, Mr Mark Collins, Mr Ted Kendt; 1998 Mr Graeme Williams; 2000 Ms Fran Graham, Mrs Glad Woods, Mrs Roma Shipp, Mr Max Atkins, Mr David Bierwirth, Mr Brian Connor; 2004 Mr Doug Jeffery; 2005 Mr Graeme Cumbrae-Stewart; 2006 Mr Darrell White; 2008 Mrs Vicki Moore; 2010 Mr Len Pratt, Mr Rod Binns, Mrs Elsie Anderson; 2013 Ms Lyn Robinson; 2014 Mr Clive Edmonds, Mr Ken Jones, Mrs Lyn Gillen, Ms Fran Absolom, Ms Beth McDonald; **2015 Mr Domenico Alberico, Mrs Marcia Handasyde, Mr Bill Collins; 2016 Mr Rob Brian, Mr Paul Fitzgerald.**

TENNIS SERVICE AWARD

An award to recognise persons who have demonstrated their contribution to the sport of tennis through devoted and significant service to any one or more of the State Tennis Association's affiliated tennis clubs and/or associations and/or member organisations. Service to other tennis related bodies may also be recognised.

1981 Mr Bill McGrath, Mr Sam Phillips; 1982 Mr Jack Thompson, Mr Richard Bear, Mr Jim Billows, Mrs Bobbie Collinson, Mr Harvey Harris, Mr Eric Morris; 1984 Laurie Sweet; 1985 Mrs Yvonne Peters; 1986 Cec Williams; 1987 Mr Ian Haebich, Mr Ken Jones, Mrs Roma Shipp; 1989 Mr Ken Blackshaw, Mr Ron Bury; 1990 Mr Tim Burns, Mrs Pat Guthrie, Mr Roland Klinge, Mr Keith Morrison, Mr Ron Williams; 1991 Mr Ray Abbey, Mr Stan Heywood; 1992 Mr Les Blackburn, Mrs Phyl Crowther, Mr Phonse Orger, Mr Len Spence, Mrs Lola Whiting; 1993 Mr Barry Barton, Mrs Bev McConnell; 1994 Mr Brian Collins, Mr Len Pratt, Mr Bob Hoopell; 1996 Ms Rosemary Wright, Mr Ralph Beeby; 1997 Mrs Pat Flynn, Mrs Vicki Moore; 1998 Mr John Finlay; 1999 Mr Robert Brian, Mr Robert Greig; 2000 Mrs Bev Hosie, Mr John Angus; 2001 Ms Sue Saliba, Mrs Enid Miller, Mr Jim Miller, Mr Angelo Cianchi; 2002 Mrs Denise Huthinson, Mrs Aldene Glenister; 2003 Mr Maurice Baker, Mrs Jennifer Walker, Ms Selma Ruddick; 2004 Mr Bryan Curran, Mr Ron Nelson; 2005 Mr Kevin O'Callaghan; 2006 Mr Ian

Adderley, Mr Ron Carter, Mr Gregory Cooke, Mrs Gail Morse, Mrs Glenda Sundstrom; 2008 Mrs Marilyn Hannah; Mr Trevor Valentine, Mr Jack Carnell; 2009 Mr Murray Hart, Mrs Jocelyn Oliver; 2010 Mr Robert Payne, Mrs Marjorie Cox, Mr Frank Sutherland, Mrs Jill Morrison, Mr Robert Jackson, Mr Jim Birch, Mrs Eva Bettiol; 2011 Mr Trevor Smyth, Mrs Loretta Thrupp, Mr Peter Thrupp, Mr Russ Nicholls, Mr David Hocking, Mrs Janice Hocking, Mr Bill Goodwin; 2011/12 Mrs Dorothy Murdoch, Mrs Yvonne Law, Mrs Gail Norman, Mr Daryl Carter, **Mr Stephen Swann**; 2012/13 Dawn McCormack, Mrs Marg Begent, Mr Ian Strong, Mrs Patricia Gilchrist, Mrs Carol Pearce, Mr Ken Young, Ms Nicole Seckold, Mr Geoff Gordon, Mr Derek Kew, Mr George Kunti, Mr Colin Thompson, Mr Bill Caven, Mr Rick Highett; 2013/14 Mrs Faye McLachlan, Mr David Clark, Ms Susie Grumley, Mr Brian Hovey, Mr Laurie Sparks, Mrs Anne Hubbard, Mr Alan Herberle, Mr Peter Ternes, Mr Russell Hart; 2014/15 Mrs Trudy Miles, Mr Les McInerney, Ms Judith Dungey, Mrs Faye Noble, Mrs Barbara Currie, Mrs Fran Coggins, Mr Robert Peterson, Mrs Kym Stephen, Mr Andrew Nicoll, Mrs Helen Pendry; **2015 Mr Alex Goetzke, Mr Alan Bristow, Mr Ian Jenkins, Mr Paul Polidano; 2016 Mrs Shirley Peake, Mr Geoff Armstrong, Mr Mallory (Mal) Marsh, Mrs Lauren Higgins, Mr Sam Baulch, Mr David McPhail, Mr Don Higgins, Mr Leigh Gadd, Mrs Kathy Rehe, Mrs Betty Malloy, Mr John Glynn, Mrs Faye Harris.**

MOST OUTSTANDING CLUB, CENTRE, OR ASSOCIATION

2011/12 Frankston Tennis Club
2012/13 Elsternwick Park Tennis Centre
2013/14 Kyneton & District Tennis Club
2014/15 Mt Eliza Tennis Club
2015/16 Notting Hill / Pinewood Tennis Club

VOLUNTEER ACHIEVEMENT

2011/12 Julie Fidler
2012/13 Judy Scarrott
2013/14 Eric Beeston
2014/15 Robin Lowe
2015/16 Terry Flynn

MOST OUTSTANDING TOURNAMENT

2011/12 2011 William Loud Bendigo International, Bendigo Tennis Association
2012/13 AAMI Classic, Kooyong Lawn Tennis Club
2013/14 90th Annual Shepparton Easter Tournament, Shepparton Lawn Tennis Club
2014/15 VCTA Country Week, Swan Hill Lawn Tennis & Croquet Club
2015/16 Bendigo Bank Winter AMT and JT

SUPPORTING TENNIS - LOCAL GOVERNMENT RECOGNITION

2015/16 Brimbank City Council

Bold: Presented in 2015/16

Bold: Presented in 2015/16

MOST OUTSTANDING SCHOOL

| | |
|---------|-------------------------------------|
| 2013/14 | St Mary's Primary Greensborough |
| 2014/15 | Nichols Point Primary School |
| 2015/16 | St Gregory the Great Primary School |

COACHING EXCELLENCE CLUB OR CENTRE

| | |
|---------|-----------------|
| 2011/12 | Shane Scrutton |
| 2012/13 | Danielle Borle |
| 2013/14 | Mark Sheppard |
| 2014/15 | Jason Lindeman |
| 2015/16 | Adrian Muscillo |

COACHING EXCELLENCE ANZ TENNIS HOT SHOTS

| | |
|---------|--------------|
| 2011/12 | Wes Horskins |
| 2012/13 | Vicky Lee |
| 2013/14 | Rob Urquhart |
| 2014/15 | Tim Connelly |
| 2015/16 | Vicky Lee |

MOST OUTSTANDING 35+ TENNIS SENIOR

| | |
|---------|--------------|
| 2011/12 | Judy Hancy |
| 2012/13 | Andrew Rae |
| 2013/14 | Glenn Busby |
| 2014/15 | Nola Collins |
| 2015/16 | Peter Keller |

MOST OUTSTANDING ATHLETE WITH A DISABILITY

| | |
|---------|----------------|
| 2011/12 | Zvi Schweitzer |
| 2012/13 | Glen Flindell |
| 2013/14 | Dylan Alcott |
| 2014/15 | Dylan Alcott |
| 2015/16 | Dylan Alcott |

GORDON MOFFATT JUNIOR ATHLETE OF THE YEAR (MALE AND FEMALE)

| | |
|------|--|
| 1987 | Andrew Florent and Elana Clark |
| 1988 | Bill Madaffer and Lily Nejasmic |
| 1989 | Brad Sceney and Maria Purcell |
| 1990 | Taso Vasiliadis and Joanna Limmer |
| 1991 | Mark Philippoussis and Joanne Limmer |
| 1992 | Leigh Holland and Tamlyn Bottrell |
| 1993 | Mark Philippoussis and Vanessa Kendall |
| 1994 | Andrew Ilie and Karen Butler |
| 1995 | Michael Logarzo and Cindy Watson |
| 1996 | Klaudiusz Gursztyn and Christina Wheeler |
| 1997 | Rameez Junaid and Susan Cowan |
| 1998 | Alex Bucewicz and Athina Pirpiris |
| 1999 | Michael Staniak and Emma Gott |
| 2000 | Chris Guccione and Kim Coventry |
| 2001 | Robert McKenzie and Claudia Szabo |
| 2002 | Ryan Thomas and Melissa Koning |
| 2003 | Andrew Coelho and Ewa Losinski |
| 2004 | Patrick Nicholls and Mary Ann Liu |

| | |
|---------|---|
| 2005 | Stephen Donald and Stephanie MacFarlane |
| 2006 | James Lemke and Alenka Hubacek |
| 2007 | Sebastian Bell and Stephanie Wiltshire |
| 2008 | Stephen Hoh and Sally Peers |
| 2009 | Thomas Price and Olivia Rogowska |
| 2010 | Andrew Whittington and Sandy Vo |
| 2011/12 | Daniel Guccione and Zoe Hives |
| 2012/13 | Marc Polmans and Destanee Aiava |
| 2013/14 | Marc Polmans and Destanee Aiava |
| 2015/16 | Ken Cavrak and Jaimee Fourlis |

VICTORIAN COMMUNITY CHAMPION

| | |
|--------------------------------------|--|
| Awarded at the Volunteer's Breakfast | |
| 2014 | |
| Metro | Ron Simpson, Burwood Tennis Club |
| Country | Nicole Seckold, Kinglake Ranges Tennis Club |
| 2015 | |
| Metro | Barbara Currie, Keon Park Tennis Club |
| Country | Bill Cosgrave, Mt Prospect Tennis Association |
| 2016 | |
| Metro | Shane Fielding, Berwick Tennis Club |
| Country | Heather Lees, Victorian Country Tennis Association |

STATE RANKINGS AS AT 30 JUNE 2016

MEN (OPEN)

1. Samuel Groth
2. Andrew Whittington
3. Marinko Matosevic
4. Omar Jasika
5. John Peers
6. Dayne Kelly
7. Marc Polmans
8. Chris Guccione
9. Rameez Junaid
10. Jacob Grills

BOYS' 18/U

- Birth years 1998 and younger
1. Lucas Vuradin
 2. Richard Yang
 3. Chase Ferguson
 4. Jeremy Taylor
 5. Christopher Cox
 6. Thomas Bosancic
 7. Michael Shephard
 8. Stefan Vujic
 9. Pierce Gilheany
 10. Matthew Dellavedova

BOYS' 16/U

- Birth years 2000 and younger
1. Thomas Bosancic
 2. Michael Shephard
 3. Matthew Dellavedova
 4. Connor Di Marco
 5. Ken Cavrak
 6. Campbell Salmon
 7. Joshua Spaul
 8. Mason Naumovski
 9. Qian Sun
 10. Stefan Milenkovic

BOYS' 14/U

- Birth years 2002 and younger
1. Alex Bulte
 2. Daniel Paveska
 3. David Qariaqus
 4. Enzo Aguiard
 5. Aidan Vaughan
 6. Cooper White
 7. Matthew Bosancic
 8. Rowan Mendis
 9. Luke Vuletic
 10. Emmanuel Valsamis

BOYS' 12/U

- Birth years 2004 and younger
1. Amor Jasika
 2. Brian Capalnear
 3. Stami Arthur
 4. Max Morton
 5. Alec Gaudin
 6. Paris Torosidis
 7. Mudiwa Munyimani
 8. Qwyn Quittner
 9. Marcus Nield
 10. Marko Pavicic

WOMEN (OPEN)

1. Daria Gavrilova
2. Jarmila Wolfe
3. Anastasia Rodionova
4. Tammi Patterson
5. Jaimee Fourlis
6. Destanee Aiava
7. Olivia Rogowska
8. Sally Peers
9. Zoe Hives
10. Nives Baric

GIRLS' 18/U

- Birth years 1998 and younger
1. Jaimee Fourlis
 2. Destanee Aiava
 3. Jessica Zviacic
 4. Sasha Bollweg
 5. Jeanette Lin
 6. Jessica Brzozowska
 7. Gabriela Sprague
 8. Jessie Mount
 9. Jasmin Starr
 10. Elly Hartnett

GIRLS' 16/U

- Birth years 2000 and younger
1. Destanee Aiava
 2. Jessica Zviacic
 3. Jeanette Lin
 4. Jasmin Starr
 5. Mia Vukicevic
 6. Taylah Mielczarek
 7. Oleksandra Kalachova
 8. Erika Bollweg
 9. Natasha Ilic
 10. Helena Spiridis

GIRLS' 14/U

- Birth years 2002 and younger
1. Keona Mendis
 2. Harmony Mitsos
 3. Charlie Hargreaves
 4. Olivia Symons
 5. Kiana Mokhtari
 6. Amy Stevens
 7. Pearl Jansz
 8. Isabelle Papazyan
 9. Joy Andreou
 10. Alexandra San Andres

GIRLS' 12/U

- Birth years 2004 and younger
1. Zali Morris
 2. Elena Micic
 3. Zahra Arthur
 4. Leann Serna
 5. Hayley Sibbald
 6. Breanna Cerasa
 7. Ruby Rothman
 8. Zoey Daggmarr
 9. Ivy Phu
 10. Alexandra Djurovic



The above rankings are taken from the Australian Rankings that are published monthly by Tennis Australia. The rankings are calculated by taking players tournament results in both singles and doubles over the previous 12 month period from Junior Tour, Australian Money Tournaments, ITF Juniors, ITF Futures up to ATP & WTA level tournaments.

AUSTRALIAN AND STATE REPRESENTATION

AUSTRALIAN

DAVIS CUP

World Group Quarterfinal
vs Kazakhstan
*Held in Darwin, Australia
July 2015*

Sam Groth
World Group Semi Final
vs Great Britain
*Held in Glasgow, Great
Britain September 2015*

Sam Groth
World Group 1st Round
vs United States of America
*Held at Kooyong Lawn TC
Melbourne
March 2016*

Sam Groth
John Peers

FED CUP

World Group II 1st Round
vs Slovakia
*Held in Bratislava, Slovakia,
February 2016*

Arina Rodionova
World Group Play-off
vs United States of America
Held in Brisbane, April 2016

Daria Gavrilova
Arina Rodionova

WORLD TEAM CUP

*Held in Tokyo, Japan
May 2016*

Australia Team
- Quad Division
Dylan Alcott
Heath Davidson

Finished: First

JUNIOR FED CUP

World Group Finals
*Held in Madrid, Spain
September 2015*

Jaimee Fourlis
Destanee Aiava
Asia/Oceania Final
Qualifying
*Held in New Dehli, India
April 2016*

JUNIOR DAVIS CUP

Asia/Oceania Final
Qualifying
*Held in New Dehli, India
April 2016*
Thomas Bosancic

World Group Finals
*Held in Prostějov
Czech Republic
August 2015*
Mason Naumovski
Asia/Oceania Qualifying
Event
*Held in Bangkok, Thailand
April 2016*
Alex Bulte
Enzo Aguiard

STATE

BRUCE CUP 2015
Held in Hobart, October 2015

BOYS

Rowan Mendis
Nicholas Salmon
Samuel Torosidis
Emmanuel Valsamis
Aidan Vaughan
Luke Vuletic
Cooper White

GIRLS

Joy Andreou
Breanna Cerasa
Chloe Green
Emily Ioannou
Zali Morris
Rishika Rajagopalan
Ruby Rothman

Finished: Second

PIZZEY CUP 2016
Held in Albury, May 2016

BOYS

Marcus Bulmaga
Filip Chawastek
Tom Ciszewski
Chase Ferguson
Pierce Gilheany
Bevan Rossjohn
Jeremy Taylor
Ted Williams

GIRLS

Bianca Compuesto
Cassandra Moraleja
Olivia Ryan
Helena Spiridis
Jasmin Starr
Amy Stevens
Olivia Symons
Peta Valos

Finished: Second

2015 VICTORIAN STATE TEAMS

SPROULE/STEPHENS CUP
(BOYS' 14/U)
*Held in Melbourne
December 2015*

TEAM A

Ken Cavrak
Stefan Milenkovic
Mason Naumovski

Team Manager:
Marc Sophoulis

Finished: Third

TEAM B

Alex Kevill
Stefan Storch
Enzo Aguiard

Team Manager:
Mark Hlawaty
Finished: Sixth

MARY HAWTHORN CUP
(GIRLS' 14/U)
*Held in Melbourne
December 2015*

TEAM A

Erika Bollweg
Bianca Compuesto
Natasa Ilic

Team Manager:
Rob Phillips

Finished: Seventh

ROD LAVER CUP
(BOYS'12/U)
*Held in Melbourne
December 2015*

TEAM A

Aidan Vaughan
Cooper White
Emmanuel Valsamis

Team Manager:
Christoffer Madsen

Finished: First

TEAM B

Luke Vuletic
Samuel Torosidis
Nicholas Salmon

Team Manager:
Nik Ortika

Finished: Twelfth

(GIRLS' 12/U)
*Held in Melbourne
December 2015*

TEAM A

Joy Andreou
Emily Ioannou
Jemma Ashe

Team Manager:
Emily Rea

Finished: Sixth

FOUNDATION CUP
REGIONAL STATE TEAM
13/U

*Held at Royal South Yarra
Lawn TC
Melbourne, January 2016*

BOYS

Josh McPhee (Barwon)
Damian Hough (Central
Gippsland)
Billy Spicer (Barwon)
Xavier Kendall (Sunraysia)

Team Manager:
Nik Ortika

Finished: Third

GIRLS

Olivia Symons (Barwon)
Amy Stevens (Barwon)
Eloise Swarbrick
(SouthWest)
Jemma Ashe
(Central Gippsland)

Team Manager:
Emily Rea

Finished: First

RESULTS

2015/16 VICTORIAN NATIONAL CHAMPIONS

2015 AUSTRALIAN PRIMARY SCHOOLS CHAMPIONSHIPS
Held in Hobart, October 2015

13's Boys' Singles Aidan Vaughan

2015 AUSTRALIAN CHAMPIONSHIPS

Held in Melbourne, December 2015

| | |
|---------------------|---------------------------|
| 14/u Boys' Singles | Ken Cavrak |
| 14/u Boys' Doubles | Ken Cavrak |
| 16/u Girls' Doubles | Jeanette Lin |
| 18/u Boys' Singles | Marc Polmans |
| 18/u Boys' Doubles | Long Nguyen & Omar Fields |

2015 AUSTRALIAN GRASSCOURT CHAMPIONSHIPS

Held in Adelaide, April 2016

| | |
|---------------------|-----------------------------------|
| 12/u Girls' Doubles | Emily Ioannou |
| 12/u Boys' Doubles | Rowan Mendis |
| 14/u Boys' Singles | Stefan Storch |
| 14/u Boys' Doubles | Stefan Storch & Stefan Milenkovic |

2015/16 REGIONAL TEAM EVENTS RESULTS

11/U FRANK SEDGMAN CUP

1-2 August 2015, Traralgon Tennis Association

| | | |
|--------------|------------------------------|------|
| Peninsula TA | 4-39 d North Suburban Junior | 2-30 |
|--------------|------------------------------|------|

13/U BOYS' JOHN FITZGERALD CUP

24-25 October 2015, Wodonga Tennis Centre

| | | |
|--------|--------------------------|------|
| Barwon | 5-46 d Central Gippsland | 1-23 |
|--------|--------------------------|------|

13/U GIRLS' FOUNDATION CUP

14-15 November 2015, Geelong Lawn Tennis Club

| | | |
|------------|---------------|------|
| South West | 3-32 d Barwon | 3-32 |
|------------|---------------|------|

12/U ALICIA MOLIK CUP

12-13 December 2015, Kooyong Lawn Tennis Club

| | | |
|-----------------------|--------------------------|------|
| Eastern Region Tennis | 4-30 d Bayside-Moorabbin | 2-18 |
|-----------------------|--------------------------|------|

17/U MINTER MCNAMEE CUP

13-14 February 2016, Melbourne Park

| | | |
|--------------------|--------------------------|------|
| Central Gippsland1 | 5-35 d CentralGippsland2 | 1-13 |
|--------------------|--------------------------|------|

12/U, 14/U, 16/U ASSOCIATION AND REGIONAL TEAMS CHALLENGE

27-28 February 2016, Warrnambool Lawn Tennis Club

| | | |
|-----------------|--------------------------------|------|
| Waverley Tennis | 26-176 d Eastern Region Tennis | 6-85 |
|-----------------|--------------------------------|------|

10/U WAYNE ARTHURS CUP

9-10 April 2016, Kooyong Lawn Tennis Club

| | | |
|-------------------|--------------------------|------|
| Bayside-Moorabbin | 4-28 d North Eastern JTA | 2-26 |
|-------------------|--------------------------|------|

15/U BRADTKE/LUCZAK CUP

21-22 May 2016, Sale Tennis Centre

| | | |
|-------------------|-------------------|------|
| Central Gippsland | 7-55 d South West | 3-34 |
|-------------------|-------------------|------|

2015/16 STATE CHAMPIONSHIPS

2015 VICTORIAN PWID'S STATE CHAMPIONSHIP
10-11 October 2015, Tennis World Albert Reserve

| | Winners | Score |
|---------|--------------------------|-------------|
| Singles | | |
| Men | Mitchell James (1) | 6-0 6-1 6-2 |
| Women | Kelly Elizabeth Wren (1) | 6-1 7-5 |
| Doubles | | |
| Men | Not Played | |
| Women | S Morse / K Wren | 6-0 6-1 |

2015 VICTORIAN HARD COURT CHAMPIONSHIPS

*30 November - 4 December 2015, Nottingham/Pinewood
Tennis Club*

| | Winners | Score |
|---------|------------------------------|---------|
| Singles | | |
| Men | Marc Polmans (1) | 6-1 6-1 |
| Women | Tammi Patterson (5) | 4-0 Ret |
| Doubles | | |
| Men | A Lasky / R Thomas (8) | 6-3 6-4 |
| Women | M Jovanovic / G Lorbergs (1) | 6-0 6-0 |

2015 VICTORIAN GRASS COURT CHAMPIONSHIPS (AMT PLATINUM)

27-31 December 2015, Geelong Lawn Tennis Club

| | Winners | Score |
|---------|----------------------------|-------------|
| Singles | | |
| Men | Daniel Brynes (2) | 6-3 3-6 6-3 |
| Women | Katherine Westbury (5) | 6-0 6-0 |
| Doubles | | |
| Men | M Hicks / S Thompson (7) | 6-4 7-6(3) |
| Women | G Lorbergs / A Parnaby (1) | 6-3 6-4 |

DECEMBER 2015 JUNIOR DEVELOPMENT SERIES STATE CHAMPIONSHIPS

Hume Tennis and Community Centre, Sunday 6 December 2015

11/u Boys

Winner: Brian Capalnean
Runner Up: Hussain Sami

11/u Girls

Winner: Natarsha Maljkovic
Runner Up: Erin Stojcevski

JUNE 2015 JUNIOR DEVELOPMENT SERIES STATE CHAMPIONSHIPS

Dendy Park Tennis Club, Sunday 19 June 2016.

11/u Boys

Winner: Alan Lahia
Runner Up: Joshua Jack Mercuri

11/u Girls

Winner: Alexandra Djurovic
Runner Up: Zara Lumanovski



2016 VICTORIAN JUNIOR GRASS COURT CHAMPIONSHIPS (JT GOLD)
12-17 January 2016, Wodonga Tennis Centre

| | Winners | Score |
|---------------------|------------------------------|--------------|
| Boys' 12/u Singles | Taj Hibbert (2) | 2-6 7-6 7-5 |
| Boys 12/u Doubles | L Hemmings / P Marinkov (6) | 6-3 6-3 |
| Boys' 14/u Singles | Connor Johnson (2) | 3-6 7-6 6-2 |
| Boys' 14/u Doubles | J Glowacki / L Hewitt (2) | 6-3 6-2 |
| Boys' 16/u Singles | Brock Dixon (2) | 6-4 6-3 |
| Boys' 16/u Doubles | J Clements/ B Dixon (1) | 6-4 6-4 |
| Girls 12/u Singles | Elena Micic (1) | 6-0 6-1 |
| Girls' 12/u Doubles | S Kostic / E Micic (1) | 6-2 3-6 10-6 |
| Girls' 14/u Singles | Charlie Hargreaves (4) | 6-0 6-2 |
| Girls' 14/u Doubles | J Andreou / C Hargreaves (1) | 6-4 6-2 |
| Girls' 16/u Singles | Vienna Kumar | 7-5 6-1 |
| Girls' 16/u Doubles | R Coffin / V Kumar | 4-6 6-3 10-5 |

2016 VICTORIAN JUNIOR CLAY COURT CHAMPIONSHIPS (JT GOLD)
4-8 April 2016, Dendy Park, Dingley TC, Glen Iris TC, Kings Park TC, Caulfield Rec TC

| | Winners | Score |
|---------------------|---------------------------------|----------------|
| Boys' 12/u Singles | Rowan Mendis (2) | 6-3 6-1 |
| Boys' 12/u Doubles | E Gaubert / J Rule | 6-3 7-5 |
| Boys' 14/u Singles | Alex Kevill (2) | 6-1 7-6(4) |
| Boys' 14/u Doubles | A Kevill / M Woerndle (1) | 7-6(4) 6-1 |
| Boys' 16/u Singles | Joshua Spaul (3) | 7-5 6-1 |
| Boys' 16/u Doubles | T Karpinski / E Thaning (1) | 2-6 6-4 10-7 |
| Boys' 18/u Singles | Joshua Charlton (4) | 7-6(2) 6-2 |
| Boys' 18/u Doubles | C Salmon / M Shephard (2) | 6-4 6-4 |
| Girls' 12/u Singles | Emily Ioannou (1) | 6-4 7-5 |
| Girls' 12/u Doubles | Z Barbakos / T Pati (2) | Withdrawal |
| Girls' 14/u Singles | Isabelle Papazyan | 3-6 6-2 6-4 |
| Girls' 14/u Doubles | C Di Tommaso / C Hargreaves (2) | 6-1 6-1 |
| Girls' 16/u Singles | Beatrice Hetrel (2) | 6-3 6-7(5) 6-4 |
| Girls' 16/u Doubles | B Hetrel / J Starr (1) | 7-5 6-2 |

2016 VICTORIAN CLAY COURT CHAMPIONSHIPS (AMT PLATINUM)
7-11 March 2016

| | Winners | Score |
|---------|---------------------------|-------------|
| Singles | | |
| Men | Christopher O'Connell (2) | 6-1 4-6 6-0 |
| Women | Sherazad Reix (1) | 6-1 6-2 |
| Doubles | | |
| Men | G Dawes/B Vescio | 6-3 6-3 |
| Women | S Reix/L Whybourn (1) | 6-0 6-0 |

2016 INTER-REGIONAL COUNTRY CHAMPIONSHIPS
8-10 January 2016, Swan Hill Lawn Tennis Club

| | Winners | Score |
|----------------------|--|---------------------------|
| Men's Open Singles | Matthew Hicks (1) Barwon | 1-6 6-2 6-2 |
| Men's Open Doubles | M Hicks / A Lasky (1) Barwon | 6-3 6-2 |
| Women's Open Singles | Eliza Long (1) Loddon Campaspe | 6-4 6-1 |
| Women's Open Doubles | E Long / J Hartland (1) Loddon Campaspe | 6-4 6-2 |
| Open Mixed Doubles | I Watson / E Long (1) Loddon Campaspe | 6-4 6-2 |
| Men's Singles 45+ | Bruce Ferguson (2) Goulburn | 7-6 (4) 6-2 |
| Men's Doubles 45+ | B Ferguson / D Starling (1) Goulburn | Withdrawal |
| Women's Singles 45+ | Julie Golightly (1) Barwon | 6-0 6-3 |
| Women's Doubles 45+ | J Golightly /F Walker (1) Barwon | 6-3 6-3 |
| Mixed Doubles 45+ | J Robinson / J Golightly (2) Barwon | 6-4 6-4 |
| Men's 22+ Singles | Jordan Drew Barwon | 6-7 (12) 7-6 (0) 7-6 (19) |
| Men's 22+ Doubles | J Curtis-McDonald / C Gledhill (1) Goulburn | 6-4 7-6 |
| Women's 22+ Singles | Hope Curtis-McDonald (1) Goulburn | 6-0 6-1 |
| Women's 22+ Doubles | H Curtis-McDonald / C Price (1) Goulburn | 6-1 6-3 |
| Mixed Doubles 22+ | J Curtis-McDonald / H Curtis-McDonald (1) Goulburn | 4-0 4-1 |
| Men's 18+ Singles | Zac Robinson (6) Northern Mallee | 6-0 6-1 |
| Men's 18+ Doubles | J Hicks / R Leader (2) Loddon Campaspe | 6-4 6-1 |
| Women's 18+ Singles | Sheree Moore (1) Northern Mallee | 4-6 6-3 6-4 |
| Women's 18+ Doubles | S Moore / E Morrison (1) Northern Mallee | 6-1 6-1 |
| Mixed Doubles 18+ | J Shadbolt / C Skene (4) Mornington Peninsula | 6-0 6-4 |
| Boys' 16+ Singles | Harry Boyd (1) South West | 4-6 7-5 10-5 |
| Boys' 16+ Doubles | T Ennor / F Marshall Barwon | 3-6 6-3 10-8 |
| Girls' 16+ Singles | Steffi McDonald (1) Wimmera | 6-1 6-3 |
| Girls' 16+ Doubles | A Mullen / M Mullen (1) Barwon | 6-4 6-4 |
| Mixed Doubles 16+ | H Spicer / M Mullen (2) Barwon | 6-4 6-4 |
| Boys' 14+ Singles | Patrick Drake (1) South West | 6-2 6-1 |
| Boys' 14+ Doubles | J Gniel / L McDonald Mornington Peninsula | 6-4 3-6 10-8 |
| Girls' 14+ Singles | Jess McDonald (3) Wimmera | 6-1 6-1 |
| Girls' 14+ Doubles | C Crapper / L Payne (2) Barwon | 6-3 6-1 |
| Mixed Doubles 14+ | P Drake / G Dabizzi (1) South West | 6-4 6-4 |
| Boys' 12+ Singles | Ryan Lee (1) Barwon | 6-0 6-0 |
| Boys' 12+ Doubles | R Lee / N Simpson (1) Barwon | 6-1 6-1 |
| Girls' 12+ Singles | Daphne Crossman (2) Loddon Campaspe | 6-4 6-3 |
| Girls' 12+ Doubles | D Crossman / I Crossman (2) Loddon Campaspe | 6-2 6-7 10-5 |
| Mixed Doubles 12+ | R Lee / J Aitken (1) Barwon | 6-1 6-2 |

REGION BY REGION FINAL POINTS STANDINGS

| | | |
|---|----------------------|-----|
| 1 | Barwon | 257 |
| 2 | Goulburn | 208 |
| 3 | Northern Mallee | 172 |
| 4 | Loddon Campaspe | 156 |
| 5 | Mornington Peninsula | 147 |
| 6 | Wimmera | 144 |
| 7 | South West | 141 |
| 8 | East Gippsland | 93 |
| 9 | Central Highlands | 44 |

COOKE SHIELD FOR MOST IMPROVED REGION

Northern Mallee



VICTORIAN PLAYER SUCCESS

SAM GROTH

- Represented Australia in Davis Cup in 2015 and 2016.
- Achieved career high singles ranking of No.53 in August 2015
- Reached 3rd round of 2015 Wimbledon Championships losing to Roger Federer in 4 sets.
- Partnered Lleyton Hewitt to make 3rd Round at Australian Open 2016 in men's doubles.
- Continues to hold the World Record for the Fastest Serve (263km), since May 2012.
- 2015 Newcombe Medallist.




ARINA RODIONOVA

- Represented Australia in Fed Cup at the World Group II first round vs Slovakia in February 2016 and again in the World Group playoff vs USA in Brisbane in April 2016.
- Reached the quarterfinal in the women's doubles at the Australian Open 2016 with sister Anastasia.
- Won the women's doubles title at the \$50,000 ITF Futures Event in Tunisia in May 2016.
- Won the women's doubles titles at the \$25,000 ITF Futures Event in Canberra in March 2016 and the \$25,000 ITF Event in Perth in February 2016.

OMAR JASIKA

- Won the ITF Futures event at Kelowna, Canada in July 2015.
- Won his first round match at Australian Open 2016, losing 2nd round to Jo-Wilfred Tsonga.
- Career high singles ranking of No.256 achieved in August 2015.



JOHN PEERS

- Made his debut representing Australia in Davis Cup against USA at Kooyong in March 2016.
- Reached the doubles final at both Wimbledon and the US Open in 2015 with partner Jamie Murray (GBR)
- Won the Brisbane International Men's doubles in January 2016 with Henri Kontinen (FIN). The pair also won the BMW Open in Munich, Germany on the ATP World Tour.
- Won 7 doubles titles on the ATP World Tour
- Reached a career high doubles ranking of No.7 in September 2015.



JEANETTE LIN

- Represented Australia in the Junior Fed Cup Asia/Oceania Final qualifying event in India in April 2016.
- Won the girls singles title at the LTAT ITF Junior Grade 1 event in Nonthaburi, Thailand in March 2016.
- Won the girls doubles title at the Oceania Closed Junior Championships ITF B2 event in Fiji in August 2015.
- Achieved a career high combined ITF Junior ranking of No.44 in March 2016.



DYLAN ALCOTT

- Won the US Open 2015 and Australian Open 2016 Quad Wheelchair singles titles taking his Grand Slam tally to three.
- Has won all major Quad titles in 2016 – the 1 Grand Slam and three ITF Super Series events that have been held.
- Ranked No.1 in the world for Quad singles and No.5 for doubles.
- Led the Australian team to Victory in the BNP Paribas World Team Cup in Japan in May.
- Awarded Tennis Australia's Most Outstanding Athlete with a Disability at the 2015 Newcombe Medal Awards while also being nominated for the Newcombe Medal – first time ever for a person with a disability.
- Awarded VicSport's Governor's Award for Sports Person of the Year and also the VIS Award for Excellence.



JAIMEE FOURLIS

- As a qualifier, Jaimee won 8 straight matches to win her first professional title at the ITF Futures \$25,000 event in Perth in February 2016.
- Career high WTA ranking of 442 achieved in March 2016 and a career high ITF Junior ranking of No.38 achieved in February 2016.
- Won the girls singles title at the Gallipoli Youth Cup ITF Junior Grade 4 event in Melbourne in April 2016
- Won the girls singles and doubles titles at the B2 ITF Junior Oceania Closed Junior Championships in Fiji in August 2015.
- Represented Australia at the Junior Fed Cup World Finals in Spain in September 2015.
- Awarded Tennis Victoria's Female Junior Athlete of the Year 2015/16 at the Championships Dinner in June 2016.




DESTANEE AIAVA

- Represented Australia at the Junior Fed Cup World Finals in Spain in September 2015.
- Made the final of the ITF Futures \$25,000 event in Canberra in March 2016.
- Achieved a career high WTA singles ranking of No.478 in April 2016.

ANDREW WHITTINGTON

- Won 3 x \$10,000 Men's ITF Futures tournaments in Hong Kong - a run of 15 consecutive singles matches in a row – June 2016
- Won the doubles title at the \$25,000 Men's ITF Futures tournament in Karuizawa, Japan – June 2016
- Won both the singles and doubles titles at the \$10,000 Men's ITF Futures tournament in Tumon, Guam – May 2016
- Won 2 x \$25,000 Men's ITF Futures tournaments back to back in Mornington, Victoria - March 2016
- Won the doubles title at the \$50,000 Men's ATP Challenger event in Canberra, ACT – November 2015
- Achieved a career high singles ranking of No.247 as of 27 June 2016



DARIA GAVRILOVA

- Represented Australia for the first time in the 2016 Fed Cup World Group Play-off Tie Vs USA in Brisbane, QLD – April 2016
- Made the Round of 16 in singles at the Australian Open 2016 – January 2016
- Won the doubles title at the WTA event in Istanbul, Turkey – July 2015
- Achieved a career high WTA singles ranking of No.32 on 9 May 2016.



KEN CAVRAK

- Won the 14/u singles and doubles titles at the NSW State Championships Platinum JT event in September 2015.
- Won the 14/u singles and doubles titles at the 14/u Australian Championships during the 2015 December Showdown.
- Represented Victoria playing in the No.1 position at the 14/u Australian Teams Championships during the December Showdown.
- Awarded Tennis Victoria's Male Junior Athlete of the Year 2015/16 at the Championships Dinner in June 2016.



STATE COMPETITIONS

2015 JUNIOR PENNANT GRADE GRAND FINAL RESULTS

BOYS

| | | | | | |
|-----|--------------------------|---------|---|--------------------------|--------|
| 12A | Bayside-Moorabbin | 6-10-66 | d | Eastern Region | 0-0-25 |
| 12B | Waverley Tennis | 4-7-47 | d | Bayside-Moorabbin | 2-3-29 |
| 12C | North Eastern Junior | 4-7-47 | d | Waverley Tennis | 2-3-40 |
| 12D | Waverley Tennis | 5-9-61 | d | North Suburban Junior | 1-2-30 |
| 14A | Bayside-Moorabbin White | 4-7-55 | d | Bayside-Moorabbin Blue | 2-3-47 |
| 14B | Waverley Tennis | 3-6-42 | d | North Eastern Junior | 1-3-38 |
| 14C | North Eastern Junior Red | 3-5-50 | d | Peninsula | 2-4-36 |
| 14D | Berwick & District | 3-6-44 | d | North Suburban Junior | 1-1-32 |
| 16A | North Eastern Junior | 3-6-47 | d | Bayside-Moorabbin | 3-5-51 |
| 16B | Waverley Tennis | 4-8-59 | d | Berwick & District | 2-3-41 |
| 16C | Waverley Tennis | 3-6-52 | d | North Eastern Junior Red | 3-5-33 |

GIRLS

| | | | | | |
|-----|----------------------------|--------|---|----------------------|--------|
| 12A | North Suburban Junior Blue | 4-7-53 | d | Waverley Tennis | 1-2-32 |
| 12B | North Eastern Junior Red | 5-8-56 | d | Bayside-Moorabbin | 1-3-31 |
| 14A | Barwon | 3-6-36 | d | Waverley Tennis | 2-4-42 |
| 14B | Waverley Tennis | 4-8-47 | d | North Eastern Junior | 0-1-25 |
| 16A | North Eastern Junior | 3-6-53 | d | Eastern Region | 3-5-49 |

MIXED

| | | | | | |
|-----|-----------------|---------|---|-----------------------|--------|
| 10A | Eastern Region | 4-7-55 | d | North Suburban Junior | 2-4-44 |
| 10B | Waverley Tennis | 6-10-64 | d | Berwick & District | 0-0-18 |



2015 JUNIOR PENNANT PLAYERS OF THE YEAR

| | Winners | Club |
|-----------|--------------------|-----------------------|
| Mixed 10A | Cooper Errey | Eastern Region Tennis |
| Boys 12A | Michael Gershenzon | Bayside-Moorabbin |
| Girls 12A | Leann Serna | North Suburban Junior |
| Boys 14A | Andrew Ilett | Waverley Tennis |
| Girls 14A | Isabelle Papazyan | Waverley Tennis |
| Boys 16A | Callum Robinson | North Eastern Junior |
| Girls 16A | Jemma Carbis | North Eastern Junior |
| Mixed 18A | Broden Cox | Peninsula TA |



2015 PENNANT GRADE GRAND FINAL RESULTS

MEN'S OPEN

| | | | | | |
|----------|----------------------|---------|---|--------------------------|--------|
| Grade 1 | Dingley | 4-9-68 | d | Royal South Yarra Lawn | 3-3-53 |
| Grade 2 | Beaumaris Lawn | 4-10-87 | d | Hepner Place Indoor | 3-7-74 |
| Grade 3 | Maccabi | 4-9-60 | d | Grace Park Hawthorn Club | 1-2-38 |
| Grade 4 | Mayfield Park | 4-10-88 | d | Hadfield | 2-9-77 |
| Grade 5 | Melbourne University | 4-10-90 | d | Cambridge | 3-6-77 |
| Grade 6 | Whealers Hill | 4-11-86 | d | Donvale | 2-8-78 |
| Grade 7 | Kings Park | 5-10-64 | d | East Coburg | 0-2-31 |
| Grade 8 | St Andrews Gardiner | 5-10-67 | d | Centenary Park | 1-3-38 |
| Grade 9 | Dendy Park | 5-10-70 | d | Box Hill | 1-2-36 |
| Grade 10 | Melbourne University | 4-11-93 | d | Nunawading | 4-9-93 |

MEN'S OPEN DOUBLES

| | | | | | |
|---------|--------------|--------|---|---------------------------|--------|
| Grade 1 | Kooyong Lawn | 3-6-40 | d | St Mary's (Greensborough) | 0-1-10 |
| Grade 2 | Bruce Park | 3-6-48 | d | Mornington | 1-4-41 |
| Grade 3 | Hampton Park | 4-8-48 | d | Kilmore | 0-0-14 |

MEN'S MASTERS 45+ DOUBLES

| | | | | | |
|---------|-----------------|--------|---|-------------|--------|
| Grade 1 | Royal Park No.1 | 2-5-36 | d | Legend Park | 2-5-34 |
| Grade 2 | Centenary Park | 2-6-37 | d | Greenvale | 0-0-14 |

WOMEN'S OPEN

| | | | | | |
|---------|--------------------|---------|---|-------------|--------|
| Grade 1 | Kooyong Lawn | 5-10-73 | d | Essendon | 1-4-53 |
| Grade 2 | MCC Tennis Section | 5-11-89 | d | Essendon | 2-8-75 |
| Grade 3 | Wonga Park | 4-11-91 | d | Eildon Park | 4-9-81 |
| Grade 4 | Eaglemont | 4-11-97 | d | Essendon | 3-8-84 |
| Grade 5 | Royal Park | 4-12-90 | d | Langwarrin | 3-6-70 |
| Grade 6 | Dingley | 4-9-57 | d | Royal Park | 0-0-18 |

2015 ASIA-PACIFIC TENNIS LEAGUE RESULTS

South Conference Final, December 2015, Melbourne Park

| | | | | | |
|---------|---------------------|---------|---|---------------------|--------|
| Men's | Kooyong Classics | 4-10-42 | d | Royal South Yarra's | 2-4-32 |
| Women's | Royal South Yarra's | 5-10-43 | d | MCC Stars | 1-5-29 |

National Playoffs, January 2016, Melbourne Park

| | | | | | | |
|---------|-------------|---------------------------|---------|---|------------------------|--------|
| Men's | Final | Tennis Brisbane Chargers | 3-9-44 | d | Kooyong Classics (VIC) | 1-3-26 |
| Men's | 3v4 Playoff | Royal South Yarra's (VIC) | 4-10-47 | d | New Zealand Kauris | 2-5-35 |
| Women's | Final | Royal South Yarra's (VIC) | 3-9-47 | d | MCC Stars (VIC) | 3-8-45 |

2016 PREMIER LEAGUE GRAND FINAL RESULTS

April 2016, Glen Iris Valley Recreation Club

| | | | | | |
|---------|---------------------|--------|---|--------------|--------|
| Men's | Grace Park Hawthorn | 4-9-73 | d | Kooyong Lawn | 1-5-66 |
| Women's | MCC Tennis Section | 4-8-56 | d | Liston | 0-3-35 |

PLAYER OF THE YEAR AWARD

2015 PENNANT PLAYER OF THE YEAR AWARD

Men's Open

| | Winners | Club |
|----------|-----------------------|----------------------|
| Grade 1 | Jack Thiessen | North Ringwood |
| Grade 2 | Stephen Fotakis | Nottinghill Pinewood |
| Grade 3 | Bradley Tuckerman | Koonung Park |
| Grade 4 | Jake Harvey | Mayfield Park |
| Grade 5 | Jackson Bruce-Tennant | Montrose |
| Grade 6 | Mario Gerace | Wheelers Hill |
| Grade 7 | Pierre Dugue | Fitzroy |
| Grade 8 | Hamish May | St Andrew's Gardiner |
| Grade 9 | Colin Crawford | Parkdale |
| Grade 10 | Isaac Petering | Heatherdale |
| Grade 11 | Ethan Watts | Eildon Park |

Men's Open Doubles

| | Winners | Club |
|---------|---------------------|---------------------------|
| Grade 1 | Cameron Maccoll | St Mary's (Greensborough) |
| Grade 2 | Grant Bridgman | Mornington |
| Grade 3 | George Mandalis Jnr | Hampton Park |

Men's Masters 45+ Doubles

| | Winners | Club |
|---------|---------------|--------------------------|
| Grade 1 | Barry Schmidt | Grace Park Hawthorn Club |
| Grade 2 | Peter Daly | Sunbury Lawn |
| Grade 3 | Rob Haines | Parkville |

Women's Open

| | Winners | Club |
|---------|--------------------|---------------------|
| Grade 1 | Romona Mataruga | Hepner Place Indoor |
| Grade 2 | Kourtney Pallero | Essendon |
| Grade 3 | Natasha Menchikoun | Chadstone |
| Grade 4 | Jemma Carbis | Eaglemont |
| Grade 5 | Awien Madol | Delahey Recreation |
| Grade 6 | Anita Drake | Canterbury |



KEVIN HOWARD AWARD

Best performing Men's Masters 45+ Doubles Team Award

| Grace Park Hawthorn Club - Masters 45+ Grade 1 | | | |
|--|--------------------|---------------|--|
| Terry Stone (Captain) | | | |
| | Tyrone Berger | Stephen Myers | |
| | Richard Birmingham | Sadek Omarjee | |
| | Dan Donnelly | Barry Schmidt | |

2016 TENNIS VICTORIA PREMIER LEAGUE ACE AWARD

| | Winners | Club |
|---------|------------------|--------------------------|
| Men's | James Lemke | Grace Park Hawthorn Club |
| Women's | Jessica Zaviacic | Mornington TC |


2016 PAUL ARBER MEMORIAL AWARD

Presented at the Tennis Victoria Premier League final

| | Winners | Club |
|---------|----------------|--------------------------|
| Men's | Daniel Nolan | Grace Park Hawthorn Club |
| Women's | Destanee Aiava | Kooyong Lawn |

SUPPORTERS

MAJOR SUPPORTERS




OFFICIAL PARTNERS



PARTNERSHIPS AND INDUSTRY SUPPORT





Tennis Victoria

AAMI Park
Olympic Boulevard
Melbourne, Victoria 3001
Locked Bag 6001
Richmond, Victoria 3121
T (03) 8420 8420
F (03) 8420 8499
tvreception@tennis.com.au

tennis.com.au/vic



facebook.com/tennisvic



tennisvic



@tennis_vic