



Tennis Tasmania

annual
report
2014-2015

About Tennis Tasmania	3.
President & Executive Director Report	4.
Tennis Tasmania Supporters	6.
Tennis Participation Story	6.
Message from CEO, Tennis Australia	7.
Tennis Development Report	8.
Club Development Report	12.
Player Development Report	14.
Player Rankings	16.
Tournaments & Competitions Report	18.
Tournament Results	21.
Major Tennis Events Reports:	22.
Hobart International	22.
Launceston International	23.
Financial Statements	24.

ABOUT TENNIS TASMANIA



Who we are

Tennis Tasmania is the governing body of tennis in Tasmania. We promote and facilitate participation in tennis at all levels; and conduct state, national and international tournaments.

Our Purpose

To grow tennis in Tasmania.

Our Values

- To foster, administer and develop the game of Tennis
- To sanction, control and promote the holding of appropriate Tennis events
- To affiliate with Tennis Australia Limited or any other body of similar nature formed for the purpose of promoting and controlling Tennis
- To devote the profit and other income of The Association for the promotion and betterment of Tennis
- To do all such other acts, matters and things as are incidental and conducive to the above objects.

Board of Directors

President	Mr Phil Bowden
Vice-President	Mr Andrew Youl
Board Members	Ms Julie Fletcher
	Mr Roger Francis
	Mr Peter Hobday
	Mr Rob Meldrum
	Ms Kim Robinson

Life Members

Mr. Mathew J H Driessen*	Mr Ross Munro
Mr William Fitzgerald	Mr. CAS Page OBE*
Mr. Viv Holloway OAM*	Mr. Tony Ryan*
Mrs Frances Hudson	Mr Denis Tucker
Mr Max McMullen	* deceased

Tennis Tasmania team

Executive Director	Mr Mark Handley
Programs Coordinator	Ms Sally Jackson
Club Development Coordinator	Mrs Simonne Allwright
Tournaments & Competitions Coordinator	Mr Trent Constance
Adminstration	Ms Patricia Kirk

National Academy team

National Coach	Mr Simon Youl
Physical Performance Coach	Damian Lawler

Office

Domain Tennis Centre	PO Box 115
2 Davies Avenue	Hobart
Glebe TAS 7000	TAS 7001
Tel +61 3 6108 8200	
Fax +61 3 6108 8215	
ABN: 58 889 629 361	

Affiliated Clubs

NORTHERN REGION

7LA Tennis Club
Australian Italian Club Tennis Club
Beaconsfield Tennis Club
Bicheno Tennis Club
Binalong Bay Ratepayers & Tennis Association
Bridport Tennis Club
Evandale Tennis Club
Launceston Regional Tennis Club
Launceston Tennis Club
Legana Tennis Club

Longford Tennis Club
Newstead Tennis & Squash Centre
Perth Tennis Club
Port Sorell Tennis Club
Ringarooma Tennis Club
Riverside Tennis Club
Scottsdale Tennis Club
St Helens Tennis Club
St Marys Tennis Club
Trevallyn Tennis Club
Westbury Tennis Club
Whitemore Tennis Club

NORTH WEST REGION

Burnie Tennis Club
Deloraine Tennis Club
Devonport Tennis Club
East Devonport Tennis Club
Forth Tennis Club
King Island Tennis Club
Smithton Tennis Club
Ulverstone Tennis Club
Wynyard Somerset Tennis Club

SOUTHERN REGION

Cygnnet Tennis Club
Domain Tennis Club
Geilston Bay Tennis Club
Glenorchy Tennis Club
Kingston Tennis Club
Lindisfarne Tennis Club
New Norfolk Tennis Club
Richmond Tennis Club
Rosny Park Tennis Club
Sorell Tennis Club
St Thereses Tennis Club
Sunshine Tennis Club
Taroona Tennis Club

PRESIDENT & EXECUTIVE DIRECTOR REPORT

As we reflect on another year of tennis, it gives us great pleasure to provide this report to the Tasmanian tennis community for the 2014/2015 year. In a year that certainly hasn't been without its challenges, we continue to tackle the sustainability of our tennis clubs and the general participation and delivery of our sport. Whilst we acknowledge we still have a lot of work to do, for the most part our schools and club relationships continue to thrive. The linking of the two 'nurseries' is critical to membership and participation growth, therefore the relationships between coaches, clubs and schools is paramount. Of equal importance is continuing to search for ways and provide reasons for people to visit their local tennis club and play our great game.

Following extensive consultation and collaboration from key stakeholders, Tennis Tasmania became the final state to introduce the new Affiliation Reform Model, passed by our board unanimously in July 2014 and rolled out across Tasmania in July 2015. Since that time there has been much work done managing our affiliates through the reform model, which removes barriers such as the player registration fee, to provide our affiliates with the flexibility to attract and retain people playing tennis. We acknowledge that there is much to do to help our clubs through this process, understanding as we do that our clubs are largely volunteer-managed with limited time.

Financially, Tennis Tasmania reported an operating deficit of \$82K. Throughout the period Tennis Tasmania has continued to invest in all platforms of development in our sport. The up-scaled Launceston International was the main contributor to our deficit, however, it is very important to ensure that the City of Launceston has a significant major event with the ability to attract and draw people back to our game.

In partnership with Tennis Australia, we have never been better equipped to place the foundations to accelerate the growth of

our sport. Quality programs such as ANZ Tennis Hotshots greatly assist in attracting grassroots players to our sport in a modified environment. Our growth has been exponential across schools and coach implementation of Hotshots, and is significant in assisting Tennis Tasmania's capacity to introduce the sport across the state.

The inaugural Tasmania Tennis League was a big hit with our clubs in the October/November period of 2014. Contested across two conferences (North and South), four clubs in each conference played against each other for the right to be crowned Tasmanian Tennis League Champion. Congratulations to the Geilston Bay Aces (Men's) and Lindisfarne Sharks (Women's) for winning the inaugural title.

The nation's flagship team event, the Asia Pacific Tennis League was played across the November/December period with Tasmania submitting a team in the Southern Conference with Victoria. The unassuming 'Tasmania Devils', led by Harry Bouchier, performed well above expectations to finish a respectable fourth, missing out on 2nd place and a national finals berth by the narrowest of margins.

After a record-breaking 2014, the 2015 Hobart International was severely affected (once again) by the weather conditions. Casey Dellacqua, the event's top seed, was joined in the main draw by Daniela Hantuchova, who received a late wildcard into the event. British player Heather Watson claimed the first title of her career in Hobart after defeating qualifier American Madison Brengle in the final. The addition of major companies such as Emirates and Woolworths provided another layer of sophistication to the event, and in a state first, our communications partner iinet introduced free Wi-Fi access across the stadium to our fans. We would like take this opportunity to thank Events Tasmania and Moorilla for their sustained support of the Hobart International

and also to say a big 'thankyou' to all our volunteers, who continue to contribute their time and expertise to ensure the best possible preparation for players ahead of the Australian Open.

In what seems like a never-ending stream of major events over the past three years, Tasmania played host to the National Secondary Schools Tennis Championships (Pizzey Cup) in May. Seven states and territories battled it out over 8 days at the Domain Tennis Centre. Later on in the year, Hobart will also play host to the Schools Sport Australia 12 & Under Tennis Championships (Bruce Cup); thus ending a long run of events that included the Fed Cup, Australian Seniors Championships, Hobart, Burnie and Launceston Internationals and the Pizzey Cup.

Our sincere thanks go to all of our board members for their excellent contribution over the past 12 months. It is a high-performing, skilled and efficient board, genuinely passionate and enthusiastic about contributing to the growth of our sport. Andrew Youl (Vice President), Julie Fletcher, Kim Robinson, Rod Meldrum, Peter Hobday and Roger Francis have all assisted greatly with their expertise and encouragement.

We would also like to acknowledge the outstanding support of Sport and Recreation Tasmania and Tennis Australia whose expertise and guidance through sometime challenging times has been first-rate.

To the team at Tennis Tasmania we sincerely thank you for your consistent drive and enthusiastic approach to impact the growth of the sport in Tasmania, your tireless work to makes a difference is admired by everyone.

Finally, while volunteerism remains a major concern in the delivery of our sport across the state, we would like to pay tribute to all club volunteers who have championed our sport

at their club, generation after generation. It is because of the countless hours of dedication (sometimes unnoticed) that the heritage and growth of our sport is kept alive. We are committed to unwinding the declining volunteer trend to provide more face-to-face contact and access to management systems, to ease the workloads and the administrative burdens that all clubs carry. Once again, your sport recognises and thanks you for your efforts.



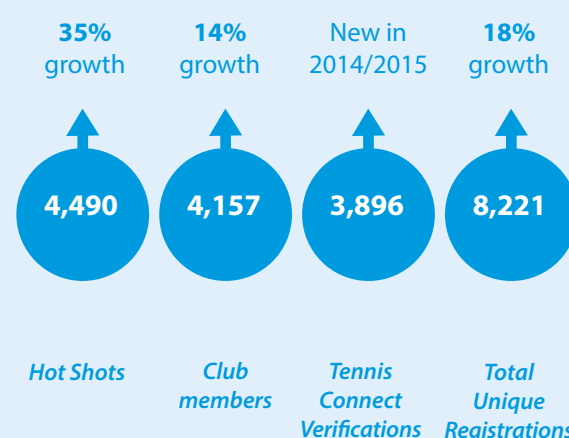
Philip Bowden
President



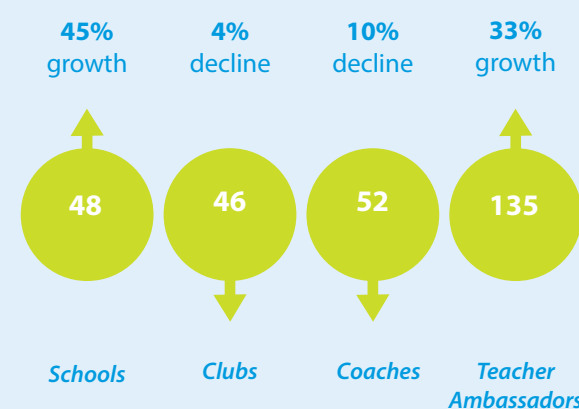

Mark Handley
Executive Director



PARTICIPANTS REGISTERED TO TENNIS

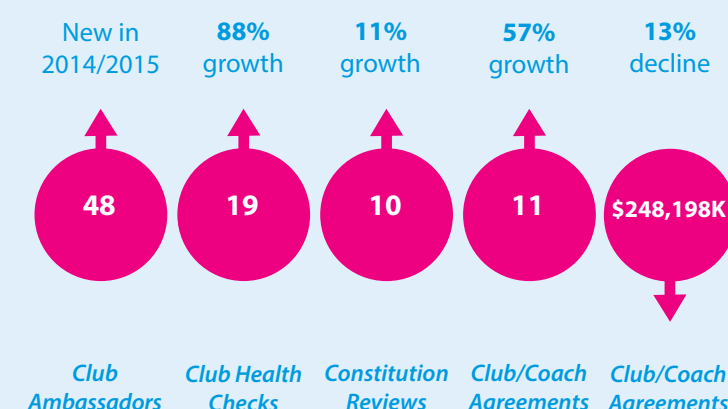


DELIVERERS OF TENNIS

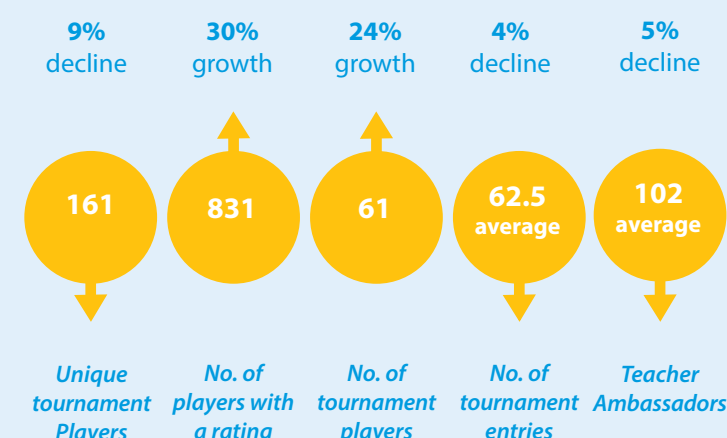


All Growth / Decline figures as compared to 2013/2014 year

CLUB DEVELOPMENT



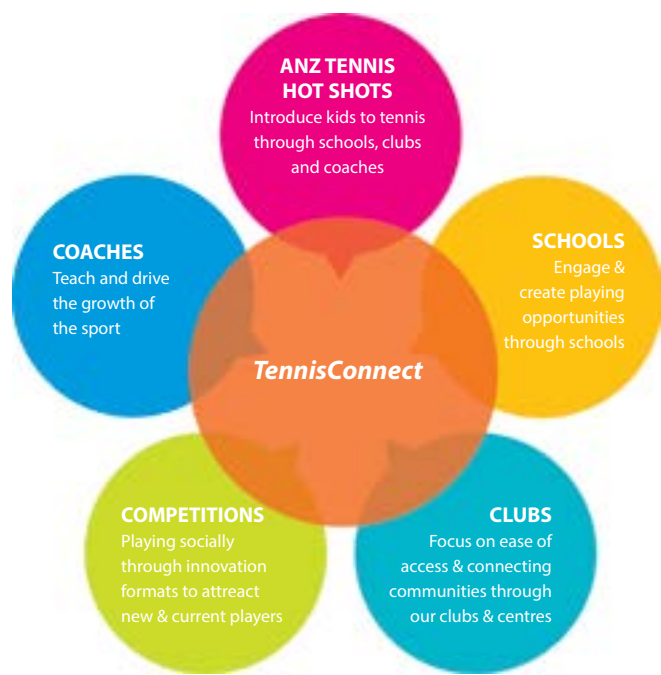
TOURNAMENTS & COMPETITIONS



TENNIS TASMANIA SUPPORTERS



THE TENNIS PARTICIPATION STORY



MESSAGE FROM TENNIS AUSTRALIA

There is a real buzz about our sport, whether it be in the suburbs of Hobart or in regional Tasmania. Loyalty, Excellence, Teamwork and Humility are the values that underpin our daily operations, complemented by an innate innovative streak. We value our excellent and highly collaborative working relationship with Tennis Tasmania, which we believe helps drive benefits for the sport throughout the community.

A special highlight has been the work Tennis Tasmania has done to increase ANZ Tennis Hot Shots registrations and tennis club memberships by 18 per cent, from 7007 in the 2013-2014 financial year to 8221 in the past 12 months.

It has been symptomatic of many of the areas in which we work together to help drive growth in tennis and support those who deliver it, whether they be clubs, administrators, associations, volunteers, coaches or parents. The joint effort from the entire tennis community has led to an incredible surge in the popularity of ANZ Tennis Hot Shots, with more than 570,000 children across the nation enjoying the experience in the past 12 months and 1043 primary schools involved.

An additional 319 new or reconditioned courts have been delivered in the past year, with a total of 2154 courts delivered as part of the National Court Rebate Scheme since its inception in 2007. We continue to work together to provide quality facilities for players of all abilities at both metropolitan and regional locations.

Australian Open 2015 enjoyed a record attendance of 703,000 in a summer that also featured the global launch of FAST4 tennis and a brilliant Emirates Australian Open Series of lead-in events, attracting strong attendances and excellent viewing audiences on television and online around the world. That, of course, includes Hobart International, which was very well run, highly entertaining and attracted great reviews from players and fans alike.

The appointment of Pat Rafter led to a restructuring of the Performance team with the aim of building on all the good work

of recent years done in each of the National Academies.

The results from the Australian players have been encouraging but there is still plenty of work to be done at all levels and we are looking forward to continuing the journey.

There are exciting plans for the continued growth and development of our sport, from grassroots to the elite level. Participation initiatives including ANZ Tennis Hot Shots, FAST4 and our player registration program will remain a focus and continue to drive more people to play more tennis, more often at tennis courts around the country.

It has been an incredible year with a lot of successful outcomes but the most pleasing has been the growth, passion and collective effort of all our staff. They continue to excite and excel, pushing the boundaries and innovating every aspect of our business. We are ONE Team.

Thank you, your staff and Board, for your dedication, support and co-operation. Of course, our sport would not be what it is today without the enduring support of the Australian tennis community. Players, coaches, officials, administrators and fans around the country are the often unsung heroes of tennis; thank you for your unrelenting contribution.

We are so fortunate to be part of such a passionate community and look forward to another year growing our great sport together.

Craig Tilly

CEO, Tennis Australia



Umpires and officials at the Hobart International 2015

Men's Final at the Launceston International 2015

Karin Knapp (Italy) on Centre Court at the Hobart International 2015

Gala Day at the Domain Tennis Centre, Hobart



TENNIS DEVELOPMENT

The 2014/2015 year for tennis in our community has continued to focus heavily on growing participant numbers specifically students and other children; inspiring people to pick up a racquet for the first time and encouraging those who may consider returning to our sport. This has largely been achieved through growing the number of National School Partnership Program (NSPP). These partnerships become official with a contract put in place between Tennis Tasmania, the HPE teacher and or Principal and their local club committee member and/ or club coach. Building relationships within the Catholic, Public and Independent school systems has been paramount to achieving this.

Strengthening links with partner schools to affiliated clubs is a priority and will continue in this way moving forward. This is the fourth year since introducing the NSPP program to Tasmania. There will be changes in the future with the Schools area which will be administered largely at the National level. Consolidating upon the Community Play program success in previous years and this continues to be an attractive alternative for clubs without a regular coach to enable them to offer Hot Shots once a week, as well as an add on for those busier clubs which have a qualified coach attached to their club already.

The National public awareness campaign of the AO Blitz intensified in the lead up to the Australian Open, with more of a focus on Club engagement rather than councils and schools in this past year. The clubs space will continue to be a focus during this annual campaign. Changes were made to the Active After School Communities (AASC) program which has now been fully replaced with the Sporting Schools Australia National program.

Some other areas of focus are the regional schools sports expos and gala days, ANZ tennis Hot Shots coaching programs, and our inaugural Hobart International schools competition, new

teacher ambassadors, cardio tennis in Secondary schools and participation at teacher professional development workshops provided by Tennis Tasmania throughout the past 12 months. ANZ has continued to sponsor Hot Shots, including a generous gift to all Prep students from partner schools; and New Balance has also come on board. Cardio Tennis at the club level has remained steady, however Cardio tennis for Secondary schools now sits under the NSPP banner rather than a stand-alone program, and has seen some great additions

in terms of professional development training for teachers, together with the release of the top-quality manual and activity cards which are aligned to the new National curriculum for Health and Physical Education. The structure of Cardio tennis in schools is within the 'games sense approach' to teaching and learning in schools, which helps our program to be an attractive option for HPE teachers looking for fun and innovative ways to teach new tennis skills. This secondary school age group is largely a 'lost' age group in sport, where numbers drop off heavily.

Cardio tennis in secondary schools aims to capture these teenagers in some capacity. Large public activations were scaled back after our funding for activations employees ended after the 2014 Hobart International, and a more streamlined approach was taken to engage our target participants directly, ie Tennis Tasmania Primary Schools Challenge, the Royal Hobart Show 'Tennis Land' activation and Kids Tennis Day during qualifying weekend.

ANZ Tennis Hot Shots - Schools

A very strong area of growth for Tennis Tasmania has been in expanding our NSPP school partners to 48 schools as of June 2015. This number is up from 33 the same time 12 months prior. In 2012 this figure stood at just 2 pilot schools. Our schools partnerships has currently outgrown the number of affiliate clubs we have at 46. The number of Hot Shots registrations has increased by 35% from 3327 last financial year up to 4490 in June 2015. The main ways this registration number has grown can be attributed to:

- Increase in school partnerships
- ANZ offering free racquets to Prep students from NSPP students who register
- Tennis in schools experiences delivered by coaches
- Face to face public engagement from our activations
- Club delivering community play programs in Term 1 and or Term 4.

The awareness and interest in the NSPP has provd an attractive and clear pathway, from experiencing a 4-6 week Hot Shots unit in the school curriculum through to coaching programs and Community Play Programs within clubs. This is an area that has much potential to draw more and more young people to clubs given the right relationships being built upon.

The NSPP is heavily funded by Tennis Australia and offers a great deal of benefits to the school and HPE teacher alike. All HPE teachers in targeted Primary schools are given the chance to take part in a 2.5 hour on court PD session, free manual and lesson plans, free school equipment pack valued at \$1500, free Hot Shots T-shirts for every student who registers online, and more.

The addition of funding by ANZ this financial year, with a free racquet for every Prep student who registered at their school, helped to spark the interest of budding young 5 and 6 year-olds to continue playing our game outside of the schoolyard. Of these 48 NSPP schools, 40 are Primary schools and 8 are Secondary schools. When divided regionally, there are 6 Secondary school partners in the South, 1 in the North and 1 in the North West. Of the 40 NSPP Primary schools, these are represented regionally with 21 in the South, 10 in the North and 9 in the North West. From these, 32 are under the public system, 14 reside under Catholic Education and 2 are Independent schools.

The second HPE Teachers Appreciation Night was held on Wednesday 14 January. The night session was completely rained out, yet our partner teachers braved the weather with 30 attending and networking the night away. All 48 partner school HPE teachers and their partners were invited from across the State, and were rewarded with a selection of drinks and food followed

by tickets to the night match. Two teachers were again chosen to attend the Australian Open Teachers conference in week one of the Grand slam tournament at Melbourne Park. Our representing teachers were Aaron Humphrey of Glenorchy Primary and Rosie Beattie of Andrews Creek Primary (North West). For his hard work during the conference, Aaron was selected during the AO to toss the coin during a night match at Rod Laver Arena, which was televised. Jenny Sullivan of Goulburn Street Primary was one of just 2 HPE teachers from across Australia who was asked to present at the conference, drawing on her schools experience of the NSPP since they signed up several years ago. A strong coach/school relationship with Tony Blom has also been key in the partnership with Goulburn Street Primary. Selections were based on outstanding contribution to the sport throughout their involvement in the NSPP.

Cardio Tennis

Cardio tennis has remained steady in the clubs space. In the schools space, cardio tennis is now part of the National Schools Partnership Program (NSPP), partnering with Secondary schools and colleges. Cardio tennis is now an extension of Hot Shots in primary school program (NSPP). To explain this further, those local primary schools who are partners with Tennis Tasmania and local clubs and/or coaches find that, when they graduate from grade 6 into high school and commence grade 7, they will be able to continue tennis in the curriculum where 2 strands of Cardio tennis are offered - 'playing the game' and 'cardio tennis'.

This year also saw for the second time HPE teachers in Secondary schools for Cardio tennis be selected to attend the Grand Slam Teachers Conference alongside primary school teachers. Our representative was Katie Gardner from Mackillop College. Currently, our 8 Secondary school Cardio tennis partners are Mackillop College, St Aloysius College, Dominic College, Sacred Heart Newtown, Newtown High and Jordan River Learning Federation (all in the South); in the North we have Cressy District High and St Brendan's Shaw College in the North West.

Finalist at the Tennis Tasmania Schools Challenge during the Hobart International tournament (Domain Tennis Centre) January 2015



Latrobe Primary (NSPP partner school) wins 2 red ball Hot Shots courts as part of the 'Ultimate Schools Competition' for AO Blitz: works completed October 2014



Royal Hobart Show 2014 Tennis Land sees 3,000 people participate over 5 days



ANZ Tennis Hot Shots Workshops

In April 2015 an ‘Intro to ANZ tennis Hot Shots’ workshop was delivered at Forth Tennis Club, with 14 participants from 5 clubs. Two professional development opportunities were offered to HPE teachers in Term 4 (November 2014), both run in the South where the majority of new partnership schools were signed this year. The attendance was excellent. These teachers have since gone on to deliver Hot Shots within their PE curriculum for 4-6 weeks.

It has been a pleasure to work in this dynamic, wonderful and positive sport during the last 12 months, and in particular with the teachers, students, coaches, players and professional partners who continue to participate with enjoyment in the many tennis programs and activities that Tennis Tasmania coordinates.

Sally Jackson

Sally Jackson
Participation Leader



ACTIVATIONS

Activation	Date	Location
SPSSA Primary schools gala day	August 26	Domain Tennis Centre
ACHPER (HPE annual conference)	September 12	University Newnham campus
Hobart Show Tennis Land	October 22-25	Hobart Showgrounds
Hobart International Kids Tennis Day	January 10	Domain Tennis Centre
Hotshots Kids on Centre Court	January 12-15	Hobart International Domain Tennis Centre
Kids clinic with Professional players	January 27	Burnie International, Burnie
Hotshots all-day activation	February 1	SEA FM Beach Party, Burnie
Hotshots kids on court with professional women players	February 11	Hobart International Domain Tennis Centre
NWSSA primary schools Sport Expo	April 19-22	North West coast
Deaf Sports Australia clinics	June 1-2	Launceston and Hobart

Nickelodeon characters
visit Kids Tennis Day,
10 January at the Hobart
International 2015



National Partner school St Thomas More’s
watch the professional men’s players Q&A
prior to a match



Community Play Program club volunteers at an
‘Introduction to ANZ Tennis Hot Shots’ program
March 2015, Forth Tennis Club



Belinda Colaneri (TA Coach Education) offers professional
development for Primary School Health & PE Teachers from
Southern partner schools, November 2014



Patrick Landy & Mitchel Hewitt (TA Coach Education)
run a Secondary Schools Cardio Tennis Workshop
at Mackillop College, November 2014



CLUB DEVELOPMENT

I am proud to embark on my third report as your Club Development Coordinator. The year has been eventful in many ways, and together we have worked hard to ensure that the tennis experiences we have shared as players, spectators, volunteers and administrators have been both enjoyable and rewarding.

Tennis day-to-day would not happen without the dedicated commitment of volunteers at clubs, unselfishly giving up their time to open a gate or install a new net, attend a committee meeting or lead the cleaning roster. The fantastic contributions of volunteers are applauded and valued, and I have enjoyed meeting with so many of you throughout the state, in our combined efforts to ensure that tennis experiences both on and off the court, are supported and boosted. Whether it be at an international event or club championships, our joint aim is to deliver quality. This requires planning, teamwork, and sometimes some tricky decisions, but the goal is more people playing more tennis more often. With spiking trends in participation the sustainability of our tennis clubs is reassured, but not guaranteed. Hence our focus ahead is to maintain the momentum to ensure that our sport is managed and delivered effectively, at every level. The tennis club is the centerpiece of the tennis experience, and so our work must continue to equip the club with all of the strategies, resources, skills, and mechanisms to efficiently consolidate, and cleverly accelerate.

2014-2015 ‘Matchpoints’

The past year has flown by, but not before some important points were played. Such as:

- Continuation of regular consultations and visits statewide to ensure active support to clubs
- Conversations and planning with local and state government tiers to ensure strong working relationships that assist project

- leveraging and facility development
- Building a collection of club advisory documents for ongoing reference and advice and to help to inform decisionmaking processes
- Establishing a Club Development Ambassador network statewide to facilitate efficient and effective communication and direct assistance
- Finalising a Facilities Strategy on behalf of Tennis Tasmania, with Communities, Sport and Recreation, Department of Premier and Cabinet
- Supporting the delivery and promotion of the Hobart International which alongside the Burnie and Launceston Internationals, provides a wonderful spectacle of elite tennis and brings together volunteers from around the state to be actively involved in event operations
- Clubs achieving a record return rate of 19 Club Health Checks enabling evaluation and benchmarking for continuous improvement
- Government funding, Tennis Australia rebates, and total project value tallies demonstrating significant investment in tennis club infrastructure and creating quality places to play
- Thirteen clubs participating in the Tennis Australia Ultimate Club Challenge Open Days during 2014
- Assisting clubs in a range of areas including: governance; business planning; grant application and National Court Rebate Scheme processes; constitutional reviews; club-coach agreements; lease reviews; accessibility; inclusion policies; membership modelling; and overall club management
- Clubs obtaining valuable rewards to re-invest into their operations through unique verifications via Tennis Connect, achieving \$8850 in “Total Affiliated Club Incentives”
- Establishing the “Doubles Partner” initiative, connecting ten Tasmanian owned and operated businesses with Tennis Tasmania to deliver discounts and rewards to affiliated clubs and registered players
- Assisting with the development and implementation of Affiliation Reform in Tasmania
- Creating the inaugural Tennis Tasmania Affiliation Reform Information Package and assisting in the reform transitions

- experienced by clubs
- With strong club commitment, resurrecting regular social tennis opportunities in the 35+ space and witnessing increases in participation
- Advising existing unaffiliated tennis facilities on the benefits of affiliation with Tennis Tasmania, in a drive to boost participation levels within the “club” context
- Developing stronger linkages between schools, clubs and coaches by creating new programs and reviewing ways in which the stakeholders can work together to clearly signpost the pathways between them
- Continuing research and development of a range of policies and initiatives to assist clubs in day to day operations and longer term strategic planning.

Membership and Affiliate Overview

As at 30 June 2015, MyTennis reveals the following figures within Tasmania:

Number of:	NORTH WEST	NORTH	SOUTH
Clubs	10	21	15
Registered players	1046	1320	2515

As part of Affiliation Reform, the time was ripe to evaluate the value proposition that Tennis Tasmania offers its affiliates and players, just as it was opportune to advise individual clubs to do the same for their respective membership base. In so doing, a number of additional benefits were elaborated to further encourage renewals and new club enquiries, and early indications reveal some fresh interest in affiliating with Tennis Tasmania.

The information obtained from the Club Health Checks provides an important platform upon which clubs are able to monitor performance and identify areas for improvement and opportunity. This process of ongoing evaluation is central to ensuring the future sustainability of clubs and their operations.

Thank you all for your enthusiasm, drive, and input into making tennis happen and happen effectively in your club environment.

What lies ahead?

No doubt there will be some challenges and hurdles ahead, as we strive to reach greater heights in tennis. Goals of capturing and converting the current non-player and perhaps re-engaging past players are two such challenges, but they are achievable. As mentioned with many of you over past years, our imperative is to not rest on our laurels but to broaden our reach and aim to attract more people to our game. Attention must focus on some core areas at club level to facilitate accessibility, demonstrate flexibility, and deliver quality customer service.

Ongoing evaluation of our club product, price, place, people, promotion, positioning and performance is critical to achieving better practice and ultimately, best practice. Working together I firmly believe we can create some specific action plans for clubs that will enable resources to be assembled and distributed in ways that grow activity on the courts, sustain clubs, and make playing tennis, easy! As your Club Development Coordinator, I welcome the chance to continue working with clubs in playing more points ahead, and I thank you all for the opportunity to do so.



Simonne Allwright
Club Development Coordinator

Club Health Checks

Congratulations to the following clubs who submitted Club Health Checks as part of the national census of tennis facilities, driven by University of South Australia and Tennis Australia:

Australian Italian Club	Domain Tennis Centre	Perth Tennis Club	Sorell Tennis Club
Bicheno Tennis Club	East Devonport Tennis Club	Richmond Tennis Club	St Therese’s Tennis Club
Burnie Tennis Club	Glenorchy City Tennis Club	Ringarooma Tennis Club	St Helen’s Tennis Club
Cygnets Tennis Club	Kingston Tennis Club	Rosny Park Tennis Club	Wynyard-Somerset Tennis Club
Devonport Tennis Club	Lindisfarne Memorial Tennis Club	Scottsdale Tennis Club	

Volunteer Awards

Continuing our aim to recognise the wonderful and tireless contributions of volunteers in tennis communities statewide, the following were very worthy recipients:

Gerald Jones	Lindisfarne Memorial Tennis Club
Grant Fagan	Lindisfarne Memorial Tennis Club
Mark Green	St Therese’s Tennis Club
Lisa McKay	St Therese’s Tennis Club
Carol Drew	Sunshine Tennis Club
Pam Field	Sunshine Tennis Club
Glennis Janney	East Devonport Tennis Club
Marg Youd	Deloraine Tennis Club
Beth Kennelly	Kingston Tennis Club
Mal Ward	New Town Catholic Tennis Club



PLAYER DEVELOPMENT

Player Development

This year there was more focus on growing our National Academy into the future. Harry Bouchier produced some outstanding performances and has now progressed from the International Junior Ranks to the Men's ATP Tour. Tennis Tasmania's new direction in Player Development via decentralising state squads has seen club coaches grow their player development programs offering more squad opportunities. The National Academy Hobart supported by Tennis Australia heads our Player Development operations. The following outlines our objectives, competition pathways, programs, player performances, highlights and new initiatives throughout the 2014/2015 financial year.

National Academy Hobart TAS

Hobart continues to be the base of our National Academy Tasmania. Our athlete delivery message is:

- *Work Hard*
- *Be Committed*
- *Be Respectful*
- *Be Competitive*
- *Be self disciplined*
- *Be Professional*
- *Take Self Ownership, and*
- *Develop your brand on court off court.*

Our objective is to support and accelerate player's development to produce nationally / internationally successful tennis players. High performance is the key focus. We are encouraging athletes across the state to find more quality hours with hitting partners weekly. A court-rat culture is needed!

Our National Academy operations include:

- *Selection to train in Hobart with NA Head Coach*
- *Strength & Conditioning Gym access; individual programming*
- *Selection for Interstate Trips*

- *Selection for Interstate Camps*
- *Talent Development Camps statewide –coaches & athletes*
- *Talent Development extra sessions*
- *Interstate Trip Organization, Coordination & Support*
- *Video Analysis by National Academy Head Coach*
- *Yearly Comp & Development Planner with weekly schedules*
- *Performance Monitoring*
- *Subsidised funding to support private coaching fees for select athletes*
- *Subsidy for Interstate State Teams Selection & Travel*
- *PD Sessions with NA Head Coach*
- *Talent Development Camps for Private Coaches*
- *Regular Stakeholders meetings - parent, private coach and athlete*
- *NA Project Talent TAS Facebook Page.*

This year we had 2 athletes with National Academy Scholarships; Harry Bouchier and Sanyukta Singh. Harry Bouchier has had an outstanding end to 2014, winning the 18 & Under Australian Championship at Melbourne Park. Harry and Sanyukta's scholarships have provided weekly coaching, monitoring and yearly planning, along with coach support at National and interstate events by myself as National Coach Hobart.

Other athletes training with the Head Coach as National Academy invitees were: Daniel Groom, Catherine Krueger, Tom Youl and Eliane Fader. All athletes are making good progress with their overall development.

National Academy Hobart Strength & Conditioning

Once again our programme has highly benefited from our well-equipped gym and the services of our Strength & Conditioning Manager Damian Lawler. Players have again had the opportunity to gain weekly access to Damian and put in place weekly training programmes, utilising his expertise and the equipment resources available. Thanks go once more to Damian for his ongoing commitment and passion to help support Tasmanian tennis players work towards developing their full potential.

Project Talent: Talent Search & Development

This year we had fewer camps than in previous years and instead provided more financial support to the private coaches and select athletes working in their own environments. Talent Development Camps still continue to be a priority within Project Talent. We ran 5 camps in total across the state. Two of these were Bruce Cup Training Camps in preparation for the National Bruce Cup Teams Event in Darwin.

Moving forward into the next 12 months and beyond in Project Talent, Tennis Australia appointed Trent Constance as National Academy Tasmania Talent Development Manager. This is a totally new position within tennis in our state and will commence in July 2015. The role will be to manage, implement and deliver across Tasmania, the Tennis Australia (TA) Project Talent strategic priorities and objectives. I look forward to working as a team with Trent, growing the base, the game and opportunities for all.

Super 10s Teams Event Tasmania

Super 10's is a team-based competition that comprises 4 players to each team and each player gets a singles and doubles match that is played for a 50-minute duration. This event provides players with valuable match play experiences within a team environment. Team coaches are also allowed to sit on court and provide feedback and instructions to help develop players during competition. Super 12s was also introduced in Term 4 2014. We are looking at implementing Super 6 & 8's also moving forward.

In term 4 -2014 and Term 2-2015, the Super 10s teams event was once again conducted in the North and South of the state. Four teams from each region competed against each other over 5 weekends. Thanks again to the following team coaches for their management and coordination of this event:

North: James Bolzonello, Jeff Speer, Mathew Carswell, Saeed Behjet

South: Tony Blom, Michiel Conallin/David Tunbridge, John Playle, Nick Martin & Marty Nidorfer.

Super 10s Nationals Teams Event

Tasmania was once again represented at the Super 10s National Teams Event during the Australian Open. This was an exciting opportunity for players to play on clay, compete for their state and be part of the Australian Open festivities as well as witnessing the champions of our sport in action.

Players representing Tasmania were:

Boys: Jake Elmer, Patrick Best, Ben Fergusson and Arthur Hayes Newington. Coach: Jeff Speer

Girls: Victoria Fish, Rosie Fish, Phoebe Mackirdy and Arwen Koesmapawalahan. Coach: Larn McShane

Thanks go to Jeff Speer and Larn McShane for coachmanagement of the team.

Tennis Tasmania State Teams

Bruce Cup Team 2014

The 2014 Bruce Cup Teams Event was held in Darwin Northern Territory. The Bruce Cup is a prestigious nationals schools tennis championships open to girls and boys aged 12 and under. School Sport Australia (SSA) conducts the Bruce Cup in partnership with Tennis Australia. This event has National Ranking Points and the competition includes team singles, doubles, mixed doubles and an individual event.

Players representing Tasmania were:

Boys: Sam Whitehead, Will Gibson, Oscar Targett, Samuel Edgar, Thomas Hann, Will Bennett, Jacob Jamieson

Girls: Georgina Fish, Lucy Jones, Chelsea Leggett, Arnaka Bourn, Rebecca Flinn, Ella Anderson, Claudia Barnes

The Tasmanian team finished in 6th place. Thanks go to Trent Constance and Belinda Fish for coach-management of the Tasmanian team.

Pizzey Cup Team 2015

We had the privilege of hosting the 2015 Pizzey Cup in Hobart at the Domain Tennis Centre. It was a tough week with extreme weather conditions endured by all. Tasmania used our home state advantage performing well finishing in equal 3rd position and 5th on a count back. Players took part in the team's event representing their states and also competed in an individual

National Academy
Scholarship holder
Harry Bouchier



National Academy
Scholarship invitee Catherine Krueger (L)
with Scholarship holder Sanyukta Singh



Super 10s Boys Team (LR)
Ben Ferguson, Arthur Hayes-Newington,
Jake Elmer, Patrick Best



2014 Bruce Cup team, who gained
6th place at the Bruce Cup in Darwin



event, which had national ranking points on the line. Catherine Krueger was runner up in the Tennis Australia Cup individual event. Daniel Groom, Catherine Krueger and Sanyukta Singh all made the Pizzey Cup Aust Merit team for their overall performance throughout the week.

Players representing Tasmania were:

Boys: Daniel Groom, Matthew Harris, Tom Youl, Remy Lynch, Ben Barnett, Benjamin Cawston, Mitchell Free & Sam Plunket-smith
Girls: Catherine Krueger, Sanyukta Singh, Eliane Fader, Jessica Fowler, Olivia Maskell, Hannah Edgell, Erin Fazackerley & Gabrielle Carswell.

Coaches: Simon Youl, Manager Julia Edgell. Thanks go to Julia for her management of the team.

14s Nationals Teams Event: Melbourne Park 2014

Players representing Tasmania at Melbourne Park were:

Boys: Benjamin Cawston, Henry Ostler & Ruben McCormack-Manager Larn McShane

Girls: Sanyukta Singh, Eliane Fader, Jessica Fowler –Manager Simon Youl.

Boys team finished in 12th position and Girls team finished in 9th. Thanks go to Larn McShane for her coach/management of the boy’s team.

12s Nationals Teams Event Melb Park 2014

Players representing Tasmania were:

Boys: Sam Whitehead, William Gibson, Thomas Hann – Manager James Bolzonello.

Girls: Charlotte Ingram, Georgina Fish, Rebecca Flinn- Manager John Playle.

Boys and Girls teams both finished in 11th position. Thanks to James Bolzonello and John Playle for their team coach/management.

Australian-Made Foundation Cup 2015

The Foundation Cup was played at the Royal South Yarra Tennis Club in Melbourne. The boys and girls team both finished in 4th position. Thanks go to coach/managers Larn McShane and Belinda Fish.

Players representing Tasmania were:

Boys: William Gibson, Samuel Edgar, Oscar Targett, William Bennett,

Girls: Georgina Fish, Lucy Jones, Chelsea Leggett, Claudia Barnes.

Talent Development Coaches (TDC)

Thanks go again to the following coaches James Bolzonello (Launceston) John Playle (Hobart) and Mathew Carswell (Launceston), all of whom showed ongoing commitment as Talent Development Coaches participating in State Development Camps; also travelling to mainland competitions to support their athletes and participate in professional development workshops. We are seeing some very promising athletes starting to make their mark.

Player Performance Highlights (Nationally/Internationally)

Harry Bouchier

- ¼ Finalist Wollongong ITF Futures Sept 2014
- Winner Glenorchy Open AMT 2014
- Winner 18 & Under Australian Championship Boys Singles Dec Showdown
- Winner Tasmania Open AMT 2015
- ¼ Finalist Launceston ATP Challenger Jan 2015
- Runner Up Mildura Pro Tour ITF Futures Singles
- Semi finalist Greece ITF Futures April 2015
- ¼ Finalist Melb Park ITF Futures 2015

Catherine Krueger

- Winner Rod Laver Qld 16s State Singles Championship 2014 (Platinum Event)
- Winner Gosford AMT Doubles 2014
- Finalist WA Open AMT Doubles 2014
- Winner Glenorchy Open AMT 2014
- 7th Place 16s Australian Championship 2014
- Qualified for Morning Pro Tour Futures 2015
- Winner Vic Junior ITF Doubles Royal Park 2015
- Semi Finalist Darwin & NT Open AMT singles 2015
- Finalist Darwin & NT Open Doubles AMT 2015
- Semi Finalist Bendigo AMT 2015

- ¼ Finalist Caloundra ITF 18s Juniors 2015

Sanyukta Singh

- ¼ Finalist 14s Rod Laver Qld State Champs 2014
- Finalist Warrnambool AMT Womens Singes 2014
- Finalist Warrnambool AMT Doubles 2014
- Winner Warrnambool 16s Singles 2014
- Winner Vic Junior Grass 16s Singles 2015
- Winner Margaret Court Cup 16s Singles 2015
- Finalist Doubles Margaret Court Cup 16s 2015
- Winner Clarence Open AMT 2015.

Daniel Groom

- Finalist Vic State Champs 16 Singles 2015
- Semifinalist Caloundra 18s ITF Juniors 2015

Eliane Fader

- ¼ Finalist Rod Laver Qld State Champs 14s Singles 2014

Jessica Fowler

- Finalist Vic State Junior Champs Lead In 14 Singles 2015

Sam Whitehead

- Consolation Finalist Vic State Champs 12 Singles 2015.

USA College Tennis

Congratulations to Tasmanian Alyssa Hibberd in her performances at the University of Memphis. This was the fourth straight year Alyssa has earned ITA Scholar Athlete honors. She also teamed with Anki Wind to become the first women’s tennis players in school history to qualify for the NCAA Doubles Championship this spring. Alyssa becomes just the fourth Memphis player in history to earn four ITA Scholar Athlete awards. Well-done Lyss flying the Tassie flag!

Future Direction

As National Coach, I will continue to work with our National Academy Tasmania scholarship holders and invitees on a daily basis; and travel to appropriate events nationally. Growing our National Academy and implementing our APD ‘Accelerate Players Development’ plan are key objectives moving forward. Teaming up with Trent Constance (National Academy Talent Development Manager) is going to have a great impact on growing opportunities and support for our Tasmanian players and coaches. Having a European Clay court constructed at

Domain Tennis Centre to enhance our National Academy training resources is an absolute priority.

Finding ways to grow the amount of talented athletes entering competition across the state at grass roots level will continue to have a major impact on the number of high performance athletes and depth of our National Academy.



Simon Youl
National Coach TAS

Australian Rankings

Open

38	Harry Bouchier	68	Catherine Krueger
202	Bradley Dunn	119	Vanessa Dobson
203	Elliot Johnstone	125	Janaya Smith
237	Daniel Groom	214	Sanyukta Singh
269	Ross Marzetti	222	Eliane Fader
338	Nicholas Fader	278	Kathryn Easter
355	Ken Ho	279	Jessica Fowler
371	Matthew Harris	334	Brittany Macrostie
479	Mitchell Free	338	Hannah Coombe
537	Remy Lynch	350	Erin Fazackerley

16 & under

237	Daniel Groom	68	Catherine Krueger
338	Nicholas Fader	214	Sanyukta Singh
371	Matthew Harris	222	Eliane Fader
479	Michell Free	279	Jessica Fowler
537	Remy Lynch	338	Hannah Coombe
574	Henry Ostler	350	Erin Fazackerley
607	Sean Oosthuizen	469	Wynonah Conway
619	Benjamin Cawston	529	Olivia Maskell
681	Ben Barnett	571	Hannah Edgell
742	Joab Littler	609	Courtney Webb

14 & under

681	Ben Barnett	214	Sanyukta Singh
742	Joab Littler	222	Eliane Fader
867	Patrick Egerrup-Root	279	Jessica Fowler
1053	Samuel Elliston-Buckley	609	Courtney Webb
1081	Ruben McCormack	696	Charlotte Ingram
1134	Samuel Whitehead	777	Sophie Johnstone
1135	Sam Plunkett-Smith	877	Lucy Jones
1349	William Gibson	887	Georgina Fish
1486	Oscar Targett	1047	Meg Radford
1616	Robert Green	1127	Chelsea Leggett

12 & under

1134	Samuel Whitehead	696	Charlotte Ingram
1349	William Gibson	877	Lucy Jones
1486	Oscar Targett	887	Georgina Fish
1863	Thomas Hann	1286	Jessica Chesterman
2140	Jed Plunkett-Smith	1291	Chelsea Leggett
2255	Samuel Edgar	1305	Rebecca Flinn
2332	Joseph Kelly	1371	Arnaka Bourn
2455	William Bennett	1372	Ella Anderson
2487	Jake Elmer	1513	Lucy Allwright
2901	Ronan Naidoo	1643	Adilat Otto

TOURNAMENTS & COMPETITIONS

It's been a big year on the tournaments and competitions front and I am pleased to announce that, barring some inclement weather, the last 12 months have been very successful. As expected, competitions took a front seat, showcasing the carnival atmosphere and energy of the Tasmanian Tennis League. Players and fans alike relished in the opportunity to represent one of the 8 competing clubs, bringing back the friendly regional and club rivalries in tennis. In another first, our very own Tasmanian Devils strutted their stuff on the Asia Pacific Tennis league and proved more than a handful for their more fancied opponents. It was great to have the likes of Richard Fromberg and Harry Bouchier back in the fold to demonstrate that that Tasmanian players can mix it with anyone.

On the tournaments scene, the Medibank Junior Development Series set the benchmark for sportsmanship, good sport awards and players of the month nominations throughout Australia with a crucial first tournament experience playing such a vital role in the development of our players from the Hot Shots pathway. With our course set and participation and entry numbers up, the future is bright for tournaments and competitions in Tasmania.

Hot Shots Tournaments

These brand-new tournaments serve as an integral cog in our tournaments pathway, with Hot Shots events being run concurrently with all levels of tournaments. This allows players to visualise their tournament pathway whilst getting out there and having a great time with modified courts and equipment.

Medibank Junior Development Series (MJDS).

The MJDS went to a new level in providing kids with their first tournament experience. This was due to a multitude of reasons and highlighted by increased club and coach involvement, which gave these events such a great atmosphere. With a more relaxed format and high emphasis on creating as much time on court as possible, the MJDS appeals to all players looking to get into the tournaments pathway. Throughout the last 12 months,

the MJDS participation average has grown by a steady 8%; from 45 players in 2013/2014 to 49 players in 2014/2015.

The MJDS series culminated in state finals, which was played over a fantastic weekend in Launceston. The top 8 players from each age group competed to be crowned the state winner, with some amazing prizes on show. As shown throughout the year, sportsmanship was a highlight with some inspiring talent on show.

Australian Junior Tour

Leading the way in participation, the Australian Junior Tour plays a crucial pathway to get players ready for the next step in their tennis careers. Our flagship **Tasmanian State Championships** was again the highest attended and best quality tournament, with close to 100 players in attendance at the picturesque Domain Tennis Centre. Other notable tournaments included the **Stringlab Junior championships** and **Bell Bay Silver Junior Championships**.

Australian Money Tournaments

Australian Money Tournaments (AMT) were again hosted evenly throughout the state, with the household events continuing their prominence and those new to the calendar proving a fresh atmosphere for players all over Australia to compete for prize money and Australian ranking points. Unfortunately, poor weather was a factor in a number of AMTs, with the **Burnie Open** failing to complete due to constant rain throughout the long weekend. The highest attended event was once again the **Tasmanian Open Platinum AMT**, with players relishing the opportunity to gain valuable match play before the Australian Pro Tour.

Australian Pro Tour

The **McDonalds Burnie International** was once again the benchmark event in the Australian Pro Tour calendar, with Burnie Tennis Club priding itself on hosting a mini-Australian Open: the club does an incredible job of going that extra mile for players and making them feel at home in the small community. Events were ranged all through the tournament, with fans at capacity for night matches. When the dust settled, it was Korean teenage sensation Hyeon Chung who claimed the men's title, with future Australian pocket-rocket Daria Gavrilova upsetting the top ranked Irena Falconi to claim the Women's Challenger.

The **Launceston International** was a whole new event, with a much needed face-lift and fantastic vibe and atmosphere, which with garnered an outstanding response from the Launceston community. For the first time, men players joined the women competitors. Daria Gavrilova was still in top form after the Burnie International and claimed a Tassie double. In the men's competition, Hyeon Chung attempted to mirror Daria but fell at the last hurdle to American Bjorn Fratangelo. Amazingly, Fratangelo found long-lost family in the Launceston community which made his stay that much sweeter.

Competitions

As in 2013/2014, competitions have been a high priority, with the emphasis on team tennis at an all-time high. Competitions have been integral in creating multiple competitive opportunities to facilitate tournament play. With the hugely successful **Tasmanian Tennis League** and **Asia Pacific Tennis League**, the wheels have been set in motion for another big competitions year ahead. Grassroots competitions will be a major focus in 2015/2016, with Hot Shots leagues and initial competitive opportunities the key to developing our talent pool and keeping kids in tennis. With the pathway set, we have a fantastic opportunity to capture the work in creating a sound pathway.

Tennis Tasmania ran and coordinated the following competitions:

- Hot Shots Leagues
- Super 10s
- Super 12s
- Tasmanian Tennis League
- Asia Pacific Tennis League.

Tennis Tasmania ran and coordinated the following school sport competitions:

- Bruce Cup
- Foundation Cup
- Pizzey Cup.

More information on these competitions is provided in the *Player Development Report*.

Super 10s

The flagship Super 10s competition moved from strength to strength in its third year running. Players relished the opportunity to play in front of their coaches, whilst coaches got to see their players first-hand in a competitive environment. Our initial instalment of Super 10s in 2015 was recently completed with the Geilston Bay Aces triumphing over the Domain Wizards in a nail-biting final. Last year we sent 8 standout boys and girls to Melbourne during the Australian Open for the Super 10s nationals. All players competed their heart out to showcase the best 10/U talent in Australia.

Tasmanian Tennis League

After its successful pilot in 2014, the wildly popular Tasmanian Tennis League (TTL) was hosted by 12 teams across eight clubs throughout Tasmania. With all regions represented and a healthy club-versus-club rivalry, the TTL showcased all that is fantastic about tennis in Tasmania - with each club hosting their very own Club Carnival Day. After a month of stellar competition, which included a television commercial played throughout the state (amongst an enormous trail of advertising) the Lindisfarne Sharks proved too strong for the Geilston Bay Aces in the women's division and in the men's competition the Geilston Bay Aces defeated the highly-fancied Launceston Cobras in a tie for the ages. Overall, the energy, enthusiasm and outstanding play on show during a month of tennis was a highlight for all involved on the Tassie calendar.

Asia Pacific Tennis League (ATL)

Adding another layer for our rising stars was Tasmania's inaugural entry into the South-East conference of the ATL - via the Tasmanian Devils. Playing in the highest level of competition in the Asia Pacific region, our Devils were the talk of the competition, playing beyond expectations and only just missing out in a heartbreaking final to finish in 4th position overall. Headlined by touring professional and top-ranked Tasmanian Harry Bouchier, the Tasmanian Devils team played up to its more fancied opponents - with some impressive results. Overall the team had 5 Tasmanian players on the roster :

- Harry Bouchier (Kingston)
- Alex Babanine (Melbourne)
- Richard Fromberg (Ulverstone)

Enjoying Hot Shots at the Domain Tennis Centre, Hobart

Tasmania State Age Championships

TTL Women's Winners
Lindisfarne SHARKS
(L-R) Vanessa Dobson,
Hannah Coombe &
Jessica Fowler



TTL Men's Winners
Geilston Bay ACES
(L-R) Nick Fader, Bailey Horne,
Tony Blom (Manager),
Matt Harris, Mitch Free



- Riccardo Stiglich (Italy)
- Sam Thompson (Melbourne)
- Jay Salter (Hobart)
- Daniel Groom (New Norfolk)
- James Bolzonello (Launceston).

After three rounds of competition, the Devils were well-placed in 2nd position, just fading in the final two rounds as the depth of the team was tested with injuries playing a big factor. In all, it was an outstanding first year in the ATL with a women's team to join the mens team in the tail of 2015.

Website and Social Media

The Tennis Tasmania website has grown into a state-of-the-art online presence, serving members of the public with a wide range of information and useful links on tennis in Tasmania. There have been over 90 website articles posted on the website (2014/2015) as well as countless layers added to make the website what it is today. On the social media side, we have steadily increased our audience with our Facebook encompassing 633 'Likes' and recently established Twitter page having 78 followers. This instant information has been crucial to keep fans engaged, whilst appealing to a wider audience with constant and relevant updates. Online traffic is at an all-time high during major achievements, with Sam Whitehead's announcement into the Davis Cup junior camp reaching over 10,000 people with 2017 'Likes' and 27 comments.

I would like to thank all players, coaches and officials involved in tournaments and competitions throughout Tasmania for their energy and commitment to the sport throughout 2014/2015.

Trent Constance
Tournaments & Competitions
Coordinator



Alex Babanine



Broncos & Titans 12/U teams
at Burnie Tennis Club
showing off their new TTL shirts



ATL Tasmania Devils players (L-R) Harry Bouchier,
Alex Babanine, Jay Salter, Riccardo Stiglich, with
National Academy Coach Simon Youl



TOURNAMENT RESULTS

Australian Pro Tour	Event	Winner(s)	Runner(s) Up
	Launceston International		
	Womens Singles	Daria Gavrilova (RUS)	Tereza Mrdeza (CRO)
	Womens Doubles	Xinyun Han (CHN)/ Junri Namigata (JPN)	Yafan Wang (CHN)/ Zhaoxuan Yang (CHN)
	Mens Singles	Bjorn Fratangelo (USA)	Hyeon Chung (KOR)
	Mens Doubles	Radu Albot (MDA)/ Mitchell Krueger (USA)	Adam Hubble (AUS)/ Jose (Rubin) Statham (NZL)
	McDonalds Burnie International		
	Womens Singles	Daria Gavrilova (RUS)	Irini Falconi (USA))
	Womens Doubles	Irini Falconi (USA)/ Petra Martic (CRO)	Xinyun Han (CHN)/ Junri Namigata (JPN)
	Mens Singles	Hyeon Chung (KOR)	Alex Bolt (AUS)
Major Tasmanian Titles	Mens Doubles	Carsten Ball (AUS)/ Matt Reid (AUS)	Radu Albot (MDA)/ Matthew Ebden (AUS)
	Tasmanian Open		
	Womens Singles	Zuzana Zlochova (SVK)	Katherine Westbury (NZL)
	Womens Doubles	Viktorija Rajicic (AUS)/ Katherine Westbury (NZL)	Nives Baric (AUS)/ Danielle McIntyre (AUS)
	Mens Singles	Harry Bouchier (TAS)	Dayne Kelly (AUS)
	Mens Doubles	David Barclay (AUS)/ Darren Polkinghorne (AUS)	Matt Carroll (AUS)/ Themi Sitzoukis (AUS)
	Medibank Tasmanian Junior Championships		
	18/U Girls	Sanyukta Singh (TAS)	Wynonah Conway (TAS)
	16/U Girls	Jessica Fowler (TAS)	Sophie Faull (SA)
	14/U Girls	Eliane Fader (TAS)	Jessica Fowler (TAS)
	12/U Girls	Charlotte Kempenaers-Pocz (SA)	Georgina Fish (TAS)
	18/U Boys	Ben Barnett (TAS)	Benjamin Cawston (TAS)
	16/U Boys	Remy Lynch (TAS)	Ben Barnett (TAS)
	14/U Boys	Benjamin Cawston (TAS)	Jack Clements (VIC)
	12/U Boys	Sam Whitehead (TAS)	Thomas Hann (TAS)
	Medibank Tasmanian State Age		
	18/U Girls	Sanyukta Singh (TAS)	Jessica Fowler (TAS)
	16/U Girls	Eliane Fader (TAS)	Jessica Fowler (TAS)
	14/U Girls	Charlotte Ingram (TAS)	Sophie Johnstone (TAS)
	12/U Girls	Georgina Fish (TAS)	Rebecca Flinn (TAS)
	18/U Boys	Benjamin Cawston (TAS)	Ben Barnett (TAS)
	16/U Boys	Benjamin Cawston (TAS)	Ben Barnett (TAS)
	14/U Boys	Ruben McCormack (TAS)	Sam Whitehead (TAS)
	12/U Boys	Sam Whitehead (TAS)	Thomas Hann (TAS)
	Pardey Shield		
	18/U Girls	Sanyukta Singh (TAS)	Hannah Edgell (TAS)
	18/U Boys	Daniel Groom (TAS)	Benjamin Cawston (TAS)

MAJOR EVENTS

Hobart International

Brit Heather Watson captured her first WTA tour title in Hobart in 2015. With another strong field comprising 23 of the world's top 60 players competing, Australian Casey Dellacqua was the event's top seed. Adding to the field was former world number 4 Daniela Hantuchova, 2012 winner Mona Barthel, American star Sloane Stephens and the experienced duo of Kaia Kanepi and Kirsten Flipkens.

During a heavily adverse weather-affected tournament (2 complete days were washed out), the Thursday of the event meant that many matches had to be played. In some cases players were required to play two matches in one day. This proved deadly for the competition three of the top four seeds bowed out along with Hantuchova. But it was the resilience and determination of Great Britain's number 1 player that triumphed over American qualifier Madison Brengle in the final. The doubles title was captured by the Dutch and Swede pairing of Kiki Bertens and Johanna Larsson.

The event welcomed the addition of two major multinational companies as event partners in 2015. Emirates and Woolworths both brought their high performing brand power to the event. Woolworths through supporting our ballkids and Emirates with the player walk-ons and passionate supporters.

Other areas of particular mention include;

- The event was launched in December 2014 with Casey Dellacqua and Premier Will Hodgman in attendance.
- Hobart International Kids Day presented by Nickleodeon was another success with over 300 kids enjoying the Hobart International experience.
- For the first time the event was broadcast in SD, and this contributed to an upturn in global media deals.
- The addition of a corporate marquee was a highlight for our guests and contributed to the professional presentation of the event
- The Governor of Tasmania and the Premier were both in

- attendance on Finals Day
- Our communications partner iinet provided free WiFi for our fans upgrading the in stadium experience. This is the first time this has been done in Tasmania
- Players from 31 different countries competed in the event
- The event generated a global household reach of 192 million viewers from 353 hours of broadcast coverage, with Europe accounting for 72% of all global broadcasts.

The event also conducted the following community initiatives;

- Teacher Appreciation Night
- Club Presidents Brunch with TA President Steve Healy in attendance
- Young Tournament Director Program
- Official Draw and Sponsor Evening
- Hobart International Schools Challenge State Finals
- Q & A Sessions with players in the corporate marquee
- Live crosses from Centre Court during Southern Cross News Sports Report.



Economic Value
\$1.52M

Launceston International

For the first time, a Men's \$50k ATP Men's Challenger joined the existing \$50k Women's ITF combining to provide a dual \$100k event, the biggest in Launceston's history.

Over 120 players plus their support staff filled the city of Launceston in the second week of February. Australia Daria Gavrilova claimed the women's title over Croatian Tereza Mrdeza, whilst American Bjorn Fratangelo had a great win against Korean Hyeon Chung.

Commercialisation of the event was critical to its success and we are thankful that a number of local partners support of the event. Neville Smith Forest Products picked up the inaugural naming rights partnership for a three year period.

The presentation of the event was critical to the success. Professional branding and signage around the venue and out in the field provided a great first impression of the Launceston International for players and their guests. It also set a national benchmark for the way in which to deliver branding on the centre court and spectator information hubs such as the Draw Board.

Having a dedicated media manager also helped with getting information out to various outlets and also connecting the players and the community. Daily media results, on the spot results updates, TV and newspaper articles, live streaming and social media profiling all combined to ensure the community was kept well informed during the event.


Print, radio and television outlets continue to contribute to the success of the event. Great partnerships with LAFM, Chilli FM, The Examiner Newspaper and Southern Cross meant some regular content of the event being broadcast around the state. An extensive national media distribution list was also utilised to ensure national communication.

Other community engagement initiatives included;

- Live streaming and scoring via the ATP Challenger website and Live Scoring via the ITF Challenger website
- Finals brunch held in the courtside marquee on

Sunday with guest speaker Stanford Bosta

- Examiner newspaper:
 - Launceston international 4 page lift-out
 - ran an "Adopt A Player" competition for their readers
 - ran a player "selfie" competition encouraging competitors to get out and about around Launceston and post photos via social media
- LAFM outside broadcast
- Free player WIFI provided by Tasmanet
- Official launch at Tuckers Tennis Museum with Bryan Brothers Coach David Macpherson in attendance
- Women's official draw held onsite with the local PCYC doing a trampolining exhibition
- A number of schools visited the event on an excursion and experienced playing tennis and watching the matches
- A corporate courtside marquee added to the event spectacle on the finals weekend
- An entry-level officiating course for linespersons was conducted on finals day.



Economic Value
\$656K

Hobart International Singles Champion
Heather Watson (Britain) and Ballkids



Hobart International Doubles Winners
Johanna Larsson (Sweden) & Kiki Bertens (Netherlands)
with major sponsors Emirates representatives



New signage at the Launceston International
(T) the Grandstand on Centre Court
(B) Centre Court



Hyeon Chung serves during the
Men's Final of the
Launceston International



FINANCIAL STATEMENTS

Tennis Tasmania Incorporated Statement of financial position As at 30 June 2015

	Note	2015	2014
Assets			
Cash and cash equivalents	10	261,700	338,946
Trade and other receivables	11	74,950	59,005
Inventories	12	3,291	1,883
Total current assets		339,941	399,834
Property, plant and equipment	13	32,490	47,387
Total non-current assets		32,490	47,387
Total assets		372,431	447,221
Liabilities			
Trade and other payables	14	91,252	71,181
Employee benefits	15	44,183	43,962
Deferred income	16	1,827	16,020
Total current liabilities		137,262	131,163
Employee benefits	15	2,688	1,005
Total non-current liabilities		2,688	1,005
Total liabilities		139,950	132,168
Net assets		232,481	315,053
Members' equity			
Retained earnings		232,481	315,053
Total members' equity		232,481	315,053

Tennis Tasmania Incorporated Statement of changes in equity For the year ended 30 June 2015

	Retained earnings	Total equity
Balance at 1 July 2013	415,689	415,689
Total comprehensive income for the period		
Total other comprehensive income	-	-
Deficit for the period	(100,636)	(100,636)
Balance at 30 June 2014	315,053	315,053
Balance at 1 July 2014	315,053	315,053
Total comprehensive income for the period		
Total other comprehensive income	-	-
Deficit for the period	(82,572)	(82,572)
Balance at 30 June 2015	232,481	232,481

Tennis Tasmania Incorporated Statement of profit or loss and other comprehensive income For the year ended 30 June 2015

	Note	2015	2014
Community tennis revenue	5	212,137	291,873
Player development revenue	5	22,918	19,528
Operations & events revenue	5	164,751	88,461
Total revenue		399,806	399,862
Other income	6	296,668	373,305
Community tennis expenses		(123,872)	(265,918)
Player development expenses		(42,445)	(22,477)
Operations & events expenses		(241,577)	(162,158)
Finance & administration expenses		(379,753)	(433,355)
Total expenses		(787,647)	(883,908)
Finance income	8	8,601	10,105
Net finance income		8,601	10,105
Net deficit for the period		(82,572)	(100,636)
Other comprehensive income		-	-
Total comprehensive income for the period		(82,572)	(100,636)

Tennis Tasmania Incorporated Notes to the financial statements

1. Reporting entity

Tennis Tasmania Incorporated ('Association') is an Association domiciled in Australia. The Association is Incorporated under the Associations Incorporation Act 1964. The address of the Association's registered office is;

Tennis Tasmania Incorporated
2 Davies Avenue
Glebe TAS 7000.

Tennis Tasmania is a not-for-profit entity and the principal activities of the Association during the course of the financial year were the promotion and development of the game of tennis in Tasmania.

2. Basis of preparation

The financial statements were approved by the Members of the Committee on 4 September 2015.

(a) Statement of compliance

The financial statements are Tier 2 general purpose financial statements which have been prepared in accordance with Australian Accounting Standards – Reduced Disclosure Requirements adopted by the Australian Accounting Standards Board and the Corporations Act 2001. These financial statements comply with Australian Accounting Standards – Reduced Disclosure Requirements.

(b) Basis of measurement

The financial report has been prepared on the historical cost basis.

(c) Functional and presentation currency

Notes to Financial Statements

5

Tennis Tasmania Incorporated Notes to the financial statements

1. Reporting entity

Tennis Tasmania Incorporated ('Association') is an Association domiciled in Australia. The Association is Incorporated under the Associations Incorporation Act 1964. The address of the Association's registered office is;

Tennis Tasmania Incorporated
2 Davies Avenue
Glebe TAS 7000.

Tennis Tasmania is a not-for-profit entity and the principal activities of the Association during the course of the financial year were the promotion and development of the game of tennis in Tasmania.

2. Basis of preparation

The financial statements were approved by the Members of the Committee on 4 September 2015.

(a) Statement of compliance

The financial statements are Tier 2 general purpose financial statements which have been prepared in accordance with Australian Accounting Standards – Reduced Disclosure Requirements adopted by the Australian Accounting Standards Board and the Corporations Act 2001. These financial statements comply with Australian Accounting Standards – Reduced Disclosure Requirements.

(b) Basis of measurement

The financial report has been prepared on the historical cost basis.

(c) Functional and presentation currency

The financial report is presented in Australian dollars, which is the Association's functional currency.

(d) Use of estimates and judgements

The preparation of financial statements requires management to make judgements, estimates and assumptions that affect the application of accounting policies and the reported amounts of assets, liabilities, income and expenses. Actual results may differ from these estimates.

Estimates and underlying assumptions are reviewed on an ongoing basis. Revisions to accounting estimates are recognised in the period in which the estimate is revised and in any future periods affected.

In particular, information about significant areas of estimation, uncertainty and critical judgements in applying accounting policies that have the most significant effect on the amount recognised in the financial statements are described in the following note:

- Note 13 – property, plant and equipment (impairment assessment and determination of useful lives)

6

Tennis Tasmania Incorporated Notes to the financial statements

3. Significant accounting policies

The accounting policies set out below have been applied consistently to all periods presented in these financial statements.

(a) Non-derivative financial instruments

Non-derivative financial instruments comprise trade and other receivables, cash and cash equivalents and trade and other payables.

Non-derivative financial instruments are recognised initially at fair value. Subsequent to initial recognition non-derivative financial instruments are measured as described below.

A financial instrument is recognised if the Association becomes a party to the contractual provisions of the instrument. Financial assets are derecognised if the Association's contractual rights to the cash flows from the financial assets expire or if the Association transfers the financial asset to another party without retaining control or substantially all risks and rewards of the asset. Financial liabilities are derecognised if the Association's obligations specified in the contract expire or are discharged or cancelled.

Cash and cash equivalents comprise cash balances and call deposits.

(i) Loans and receivables

Loans and receivables are financial assets with fixed or determinable payments that are not quoted in an active market. Such assets are recognised initially at fair value plus and directly attributable transactions costs.

Subsequent to initial recognition, loans and receivable are measured at amortised cost using the effective interest method, less any impairment losses.

Loans and receivables comprise cash and cash equivalents and traded and other receivables.

(ii) Cash and cash equivalents

Cash and cash equivalents comprise cash balances and call deposits with maturities of three months or less from the acquisition date that are subject to an insignificant risk of changes in their fair value, and are used by the Association in the management of its short-term commitments.

(b) Property, plant and equipment

(i) Recognition and measurement

Items of property, plant and equipment are measured at cost or deemed cost less accumulated depreciation (see below) and accumulated impairment losses. The cost of property, plant and equipment at 1 July 2004, the date of transition to AASBs, was determined by reference to its fair value at that date.

Cost includes expenditures that are directly attributable to the acquisition of the asset. The cost of self-constructed assets includes the cost of materials, direct labour, the initial estimate, where relevant, of the costs of dismantling and removing the items and restoring the site on which they are located, and an appropriate proportion of production overheads. Purchased software that is integral to the functionality of the related equipment is capitalised as part of that equipment.

When parts of an item of property, plant and equipment have different useful lives, they are accounted for as separate items (major components) of property, plant and equipment.

(ii) Subsequent costs

The cost of replacing part of an item of property, plant and equipment is recognised in the carrying amount of the item if it is probable that the future economic benefits embodied within the part will flow to the Association and its cost can be measured reliably. The costs of the day-to-day servicing of property, plant and equipment are recognised in profit or loss as incurred.

(iii) Depreciation

Depreciation is recognised in profit or loss on a straight-line basis over the estimated useful lives of each part of an item of property, plant and equipment.

The estimated useful lives in the current and comparative periods are as follows:

- furniture and equipment 4-10 years
- motor vehicles 6-7 years

The residual value, the useful life and the depreciation method applied to an asset are reassessed at least annually.

Notes to Financial Statements

7

Tennis Tasmania Incorporated Notes to the financial statements

3. Significant accounting policies (continued)

(c) Inventories

Inventories are measured at the lower of cost and net realisable value. The cost of inventories is based on the first-in first-out principle, and includes expenditure incurred in acquiring the inventories, production or conversion costs and other costs incurred in bringing them to their existing location and condition. Net realisable value is the estimated selling price in the ordinary course of business, less the estimated costs of completion and selling expenses.

(d) Impairment

(i) Financial assets (including receivables)

A financial asset is considered to be impaired if objective evidence indicates that one or more events have had a negative effect on the estimated future cash flows of that asset.

An impairment loss in respect of a financial asset measured at amortised cost is calculated as the difference between its carrying amount, and the present value of the estimated future cash flows discounted at the original effective interest rate.

Individual significant financial assets are tested for impairment on an individual basis. The remaining financial assets are assessed collectively in groups that share similar credit risk characteristics.

All impairment losses are recognised in profit or loss.

An impairment loss is reversed if the reversal can be related objectively to an event occurring after the impairment loss was recognised, and this reversal is recognised in profit or loss.

(ii) Non-financial assets

The carrying amounts of the Association's non-financial assets, other than inventories, are reviewed at each reporting date to determine whether there is any indication of impairment. If any such indication exists then the asset's recoverable amount is estimated.

An impairment loss is recognised if the carrying amount of an asset or its cash-generating unit exceeds its recoverable amount. A cash-generating unit is the smallest identifiable asset group that generates cash flows that largely are independent from other assets and groups. Impairment losses are recognised in profit or loss. Impairment losses recognised in respect of cash-generating units are allocated first to reduce the carrying amount of any goodwill allocated to the units and then to reduce the carrying amount of the other assets in the unit (group of units) on a *pro rata* basis.

The recoverable amount of an asset or cash-generating unit is the greater of its value in use and its fair value less costs to sell. In assessing value in use, the estimated future cash flows are discounted to their present value using a discount rate that reflects current market assessments of the time value of money and the risks specific to the asset.

Impairment losses recognised in prior periods are assessed at each reporting date for any indications that the loss has decreased or no longer exists. An impairment loss is reversed if there has been a change in the estimates used to determine the recoverable amount. An impairment loss is reversed only to the extent that the asset's carrying amount does not exceed the carrying amount that would have been determined, net of depreciation or amortisation, if no impairment loss had been recognised.

(e) Employee benefits

(i) Long-term employee benefits

The Association's net obligation in respect of long-term service benefits is the amount of future benefit that employees have earned in return for their service in the current and prior periods. The obligation is calculated using expected future increases in wage and salary rates including related on-costs and expected settlement dates, and is discounted using the rates attached to the Corporate bonds at the balance sheet date which have maturity dates approximating to the terms of the Association's obligations.

(ii) Short-term employee benefits

Liabilities for employee benefits for wages, salaries and annual leave represent present obligations resulting from employees' services provided to reporting date and are calculated as discounted amounts based on remunerations wage and salary rates that the Association expects to pay as at reporting date including related on-costs, such as workers compensation insurance and payroll tax.

(iii) Bonuses

A liability is recognised for the amount expected to be paid under short-term cash bonus or profit-sharing plans if the Association has a present legal or constructive obligation to pay this amount as a result of past service provided by the employee and the obligation can be estimated reliably.

8

Tennis Tasmania Incorporated Notes to the financial statements

3. Significant accounting policies (continued)

(iv) Termination benefits

Termination benefits are expensed at the earlier of when the Association can no longer withdraw the offer of those benefits when the Association recognises costs for a restructuring. If benefits are not expected to be settled wholly within 12 months at the end of reporting, then they are discounted.

(f) Provisions

A provision is recognised if, as a result of a past event, the Association has a present legal or constructive obligation that can be estimated reliably, and it is probable that an outflow of economic benefits will be required to settle the obligation. Provisions are determined by discounting the expected future cash flows at a pre-tax rate that reflects current market assessments of the time value of money and the risks specific to the liability.

(g) Revenue and other income

(i) Sale of goods

Revenue from the sale of goods is measured at the fair value of the consideration received or receivable, net of returns and allowances, trade discounts and volume rebates. Revenue is recognised when the significant risks and rewards of ownership have been transferred to the buyer, recovery of the consideration is probable, the associated costs and possible return of goods can be estimated reliably, and there is no continuing management involvement with the goods.

(ii) Services

Revenue from services rendered is recognised in the profit or loss in proportion to the stage of completion of the transaction at reporting date. The stage of completion is assessed by reference to surveys of work performed.

(iii) Grant income

Reciprocal grants

Grants received on the condition that specified services should be delivered or conditions fulfilled are considered reciprocal. Such grants are initially recognised as a liability and revenue is recognised as services are performed or conditions fulfilled.

Non-reciprocal grants

Where a grant is received where there is no performance obligation or return obligation, revenue is recognised when the grant is received or receivable.

(h) Lease payments

Payments made under operating leases are recognised in profit or loss on a straight-line basis over the term of the lease. Lease incentives received are recognised as an integral part of the total lease expense, over the term of the lease.

(i) Finance income

Finance income comprises interest income on funds invested. Interest income is recognised as it accrues, using the effective interest method.

(j) Income tax

The income of the Association is exempt from income tax, and accordingly, no provision has been made in the accounts for income tax payable.

Withholding tax from other jurisdictions is provided when the liability is due and payable.

(k) Goods and services tax

Revenue, expenses and assets are recognised net of the amount of goods and services tax (GST), except where the amount of GST incurred is not recoverable from the taxation authority. In these circumstances, the GST is recognised as part of the cost of acquisition of the asset or as part of the expense.

Receivables and payables are stated with the amount of GST included.

Cash flows are included in the statement of cash flows on a gross basis. The GST components of cash flows arising from investing and financing activities which are recoverable from, or payable to, the ATO are classified as operating cash flows.

Notes to Financial Statements

9

Tennis Tasmania Incorporated Notes to the financial statements

3. Significant accounting policies (continued)

(l) New standards and interpretations not yet adopted

The following accounting standards, amendments to accounting standards and interpretations have been identified as those which may impact the Association in the period of initial adoption. They were available for early adoption for the Association's annual reporting period beginning 1 July 2013, but have not been applied in preparing this financial report.

AASB 15 Revenue from Contracts with Customers become mandatory for the Association's financial statements for the period beginning on or after 1 January 2017 and establishes a comprehensive framework for determining whether, how much and when revenue is recognised. The standard replaces existing revenue recognition guidance. The Association does not plan to adopt this standard early and the extent of the impact of being assessed.

AASB 9 Financial Instruments becomes mandatory for the Association's financial statements for the period beginning on or after 1 January 2018 and could change the classification and measurement of financial assets. The Association does not plan to adopt this standard early and the extent of the impact has not been determined.

There are also other amendments and revisions to accounting standards and interpretations that have not been early adopted. These changes are not expected to result in any material changes to the Association's financial performance or financial position.

(m) Changes in accounting policies

Except for the change below, the Association has consistently applied the accounting policies set out in Note 3 to all periods presented in these financial statements.

The Association has adopted the following new standard and amendments to standards, including any consequential amendments to other standards, with a date of initial application of 1 July 2013.

AASB 13 Fair Value Measurement

AASB 13 establishes a single framework for measuring fair value and making disclosures about fair value measurements when such measurements are required or permitted by other AASBs. It unifies the definition of fair value as the price that would be received to sell an asset or paid to transfer a liability in an orderly transaction between market participants at the measurement date. It replaces and expands the disclosure requirements about fair value measurements in other AASBs, including AASB 7. As a result, the Company has included additional disclosures, where appropriate, in this regard.

In accordance with the transitional provisions of AASB 13, the Company has applied the new fair value measurement guidance prospectively and has not provided any comparative information for new disclosures. Notwithstanding the above, the change had no significant impact on the measurements of the Company's assets and liabilities.

4. Determination of fair values

A number of the Association's accounting policies and disclosures require the determination of fair value, for both financial and non-financial assets and liabilities. Fair values have been determined for measurement and/or disclosure purposes based on the following methods. Where applicable, further information about the assumptions made in determining fair values is disclosed in the notes specific to that asset or liability.

Trade and other receivables

For receivables with a remaining useful life of less than one year, the notional amount is deemed to reflect the fair value. All other receivables are discounted to determine the fair value.

10

Tennis Tasmania Incorporated Notes to the financial statements

5. Revenue

	2015	2014
Community tennis revenue		
- Tennis Australia grants	198,889	193,660
- Event income	13,248	98,213
	212,137	291,873
Player development revenue		
- Tennis Australia grants	12,000	9,778
- Other revenue	10,918	9,750
	22,918	19,528
Operations & events revenue		
- Event income	58,642	28,294
- Sponsorship	55,152	-
- Player contributions	49,753	60,167
- Other revenue	1,204	-
	164,751	88,461
Total revenue	399,806	399,862

6. Other income

	2015	2014
Government grant income	50,000	100,000
Tennis Australia grants	152,578	115,848
Player registrations & club fees income	27,885	65,532
Sponsorships	25,000	50,195
Other income	41,205	41,730
Total other income	296,668	373,305

Government grants

A \$50,000 grant was received from Sport and Recreation Tasmania for operational assistance under the State Grants Program.

Notes to Financial Statements

11

Tennis Tasmania Incorporated Notes to the financial statements

7. Other Expenses

The Association has the following key expenses:

	2015	2014
Depreciation expense		
- motor vehicles	5,818	5,818
- furniture and equipment	9,079	9,264
Movement in provision for employee benefits	1,904	16,350

8. Finance income

	2015	2014
Interest income on bank deposits	8,601	10,105
Finance income	8,601	10,105

9. Auditors' remuneration

Audit services

Auditors of the Association

KPMG Australia:

	2015	2014
Audit and review of financial reports	12,400	11,950
	12,400	11,950

Tennis Australia Limited have contributed an amount of \$7,300 towards this audit fee (2014:\$7,300).

12

Tennis Tasmania Incorporated Notes to the financial statements

10. Cash and cash equivalents

	2015	2014
Bank balances	61,700	138,946
Deposits at call	200,000	200,000
Cash and cash equivalents	261,700	338,946

Cash and cash equivalents comprise cash balances and call deposits. The call deposits are readily convertible into known amounts of cash and are held at amortised cost.

11. Trade and other receivables

	2015	2014
Trade receivables	50,532	3,203
Other receivables	20,179	27,900
Prepayments	4,239	27,902
	74,950	59,005

12. Inventories

	2015	2014
Inventory on hand	3,291	1,883
	3,291	1,883

Tennis Tasmania Incorporated Notes to the financial statements

13. Property, plant and equipment

Cost

Balance at 1 July 2013
Additions
Disposals
Balance at 30 June 2014

Balance at 1 July 2014
Additions
Disposals
Balance at 30 June 2015

Depreciation and impairment losses

Balance at 1 July 2013
Depreciation charge for the year
Disposals
Balance at 30 June 2014

Balance at 1 July 2014
Depreciation charge for the year
Disposals
Balance at 30 June 2015

Carrying amounts

At 1 July 2013
At 30 June 2014

At 1 July 2014
At 30 June 2015

Motor Vehicles	Furniture and equipment	Total
29,090	90,783	119,873
-	-	-
-	-	-
29,090	90,783	119,873
29,090	90,783	119,873
-	-	-
-	-	-
29,090	90,783	119,873
16,657	40,747	57,404
5,818	9,264	15,082
-	-	-
22,475	50,011	72,486
22,475	50,011	72,486
5,818	9,079	14,897
-	-	-
28,293	59,090	87,383
12,433	50,036	62,469
6,615	40,772	47,387
6,615	40,772	47,387
797	31,693	32,490

Notes to Financial Statements

14

Tennis Tasmania Incorporated Notes to the financial statements

14. Trade and other payables

	2015	2014
Trade payables	581	3,520
Other payables and accrued expenses	90,671	67,661
	91,252	71,181

15. Employee benefits

Current

	2015	2014
Provision for annual leave	29,795	32,560
Provision for long-service leave	14,388	11,402
	44,183	43,962

Non-current

Provision for long-service leave	2,688	1,005
	2,688	1,005

16. Deferred Income

	2015	2014
Player contribution	1,827	-
Player registration/club affiliation fees	-	5,663
Sponsorship	-	10,357
	1,827	16,020

15

Tennis Tasmania Incorporated Notes to the financial statements

17. Capital and reserves

Members' Equity

The Association is a body corporate Incorporated under the Associations Incorporation Act 1964. In the event of the Association being wound up the liability of members is determined by its rules.

18. Operating leases

Leases as lessor

Non-cancellable operating lease rentals are receivable follows:

	2015	2014
Less than one year	13,500	13,500
Between one and five years	4,500	18,000
More than five years	-	-
	18,000	31,500

An agreement with Elsmere Management has been in place since November 2013 which has a term of 3 years.

Leases as lessee

Whilst Tennis Tasmania operates out of the Domain Tennis Centre in Hobart, there is no current lease in place and therefore Tennis Tasmania is not contractually committed to any future lease payments. With respect to the Regional Tennis Centre that Tennis Tasmania sublets to Elsmere Management, the agreement between Tennis Tasmania and the Launceston City Council has been completed and signed. This agreement does not involve any exchange of funds for Tennis Tasmania for the rights.

19. Reconciliation of cash flows from operating activities

	Note	2015	2014
Cash flows from operating activities			
Deficit for the period		(82,572)	(100,636)
Adjusted for:			
Depreciation	13	14,897	15,082
Operating profit before changes in working capital and provisions		(67,675)	(85,554)
Increase in trade and other receivables		(15,945)	(6,550)
(Increase)/decrease in inventories		(1,408)	6,324
Increase in trade and other payables		20,071	1,062
Decrease in deferred income in advance		(14,193)	(5,449)
Increase in provisions and employee benefits		1,904	16,348
Net cash (used)/from operating activities		(77,246)	(73,819)

Notes to Financial Statements

16

Tennis Tasmania Incorporated Notes to the financial statements

20. Other related party transactions

The Association, being an Associate member of Tennis Australia Limited, receives shared services benefits from Tennis Australia Limited. These benefits include accounting, human resources, legal and information technology resources. These services are provided for nil consideration.

The names of each person holding the position of officer of the Association during the financial year were:
P. Bowden, J. Fletcher, P. Hobday, A. Youl, K. Robinson, P. Lovell (retired September 2014), R. Francis, R. Meldrum and M. Handley.

Key management personnel compensation

In AUD	2015	2014
Short-term employee benefits	210,798	210,676
Post employment benefits	18,647	18,175
Total compensation	229,445	228,851

21. Economic dependency

Tennis Tasmania as an Associate member of Tennis Australia Limited, receives grant funding related to the implementation of commonly agreed programs and objectives. If the basis of the grant funding were to change then the Directors of Tennis Tasmania would review programs offered and objectives accordingly.

22. Subsequent events

There have been no events subsequent to balance date which would have a material effect on the Association's financial statements.

17

Tennis Tasmania Incorporated Statement by the directors

In the opinion of the Committee of Tennis Tasmania Incorporated ('the Association'):

- (a) the financial statements and notes set out on pages 1 to 16, are in accordance with the Associations Incorporation Act 1964, including:
 - (i) giving a fair presentation of the Association's financial position as at 30 June 2015 and of their performance, and
 - (ii) complying with Australian Accounting Standards and the Associations Incorporation Act 1964;
- (b) there are reasonable grounds to believe that the Association will be able to pay its debts as and when they become due and payable.

Dated at Hobart.....4th.....day of.....September.....2015

Signed in accordance with a resolution of the Committee:

P. Bowden
President

M. Handley
Executive Director

Financial Representation Letter



Tennis Tasmania
2 Davies Avenue
Glenelg, Tasmania 7003
GPO Box 1158
Hobart, Tasmania 7001
T +61 5 6108 6200
F +61 5 6108 6215
www.tennistac.com.au

Gordon Sangster
KPMG
147 Collins Street
Melbourne VIC 3000

4 September 2015

Dear Gordon

Representation letter - audit of annual financial report for period 1 July 2014 to 30 June 2015

This representation letter is provided in connection with your audit of the annual financial report of Tennis Tasmania Incorporated (the Association) which comprises the statement of financial position as at 30 June 2015, and the statement of profit or loss and other comprehensive income, statement of changes in equity and statement of cash flows for the year then ended, and a summary of significant accounting policies and other explanatory notes (financial report), for the purpose of expressing an opinion as to whether the financial report presents fairly, in all material respects, the financial position of the association and its financial performance and its cash flows in accordance with Australian Accounting Standards – Reduced Disclosure Requirements and the *Associations Incorporation Act 1964*.

Certain representations in this letter are described as being limited to matters that are material. We understand that omissions or misstatements of items are material if they could, individually or collectively, influence the economic decisions that users make on the basis of the financial report. Materiality depends on the size and nature of the omission or misstatement judged in the surrounding circumstances. The size or nature of the item, or a combination of both, could be the determining factor.

We confirm, to the best of our knowledge and belief, having made such inquiries as we considered necessary for the purpose of appropriately informing ourselves:

- 1 We have fulfilled our responsibilities, as set out in the terms of the audit engagement letter dated 11 May 2015, for the preparation and fair presentation of the financial report in accordance with applicable Australian Accounting Standards – Reduced Disclosure Requirements (AASBs) and the *Associations Incorporation Act 1964*.
- 2 In preparing the financial report:
 - We have determined that based on AASB 1053 *Application of Tiers of Accounting Standards* we are not publicly accountable and have therefore applied Tier 2 reporting requirements.
 - We have adopted appropriate Australian Accounting Standards– Reduced Disclosure Requirements and accounting policies, including complying with all applicable recognition, measurement and disclosure requirements of the Australian Accounting Standards – Reduced

Tennis Tasmania
ABN 28 009 629 201

Financial Representation Letter

Disclosure Requirements. All further references to Australian Accounting Standards in this document are to the equivalent Australian Accounting Standards – Reduced Disclosure Requirements standard.

- Measurement methods and significant assumptions used by us in making accounting estimates, including those measured at fair value, are reasonable.
- 3 We have provided you with:
- Access to all information of which we are aware that is relevant to the preparation of the financial report such as records, documentation and other matters;
 - Additional information that you have requested from us for the purpose of the audit; and
 - Unrestricted access to persons within the entity from whom you determined it necessary to obtain audit evidence.
- 4 All transactions have been recorded in the accounting records and reflected in the financial report.
- 5 We acknowledge our responsibility for such internal control as we determine necessary for the preparation of the financial report that is free from material misstatement whether due to fraud or error. In particular, we acknowledge our responsibility for the design, implementation and maintenance of internal control to prevent and detect fraud and error.
- We have disclosed to you the results of management’s assessment of the risk that the financial report may be materially misstated as a result of fraud.
- 6 We understand that the term “fraud” includes misstatements resulting from fraudulent financial reporting and misstatements resulting from misappropriation of assets. Misstatements resulting from fraudulent financial reporting involve intentional misstatements or omissions of amounts or disclosures in financial reports to deceive financial report users. Misstatements resulting from misappropriations of assets involve the theft of an entity’s assets, often accompanied by false or misleading records or documents in order to conceal the fact that the assets are missing or have been pledged without proper authorisation.
- 7 There have been no:
- (a) Fraud or suspected fraud that we are aware of and that affects the Association and involves:
 - Management;
 - Employees who have significant roles in internal control; or
 - Others where the fraud could have a material effect on the financial report.
 - (b) Allegations of fraud, or suspected fraud, affecting the Associations’s financial report communicated by employees, former employees, regulators or others.
- 8 We have disclosed to you all known instances of non-compliance or suspected non-compliance with laws or regulations whose effects should be considered when preparing the financial report. Further, we have disclosed to you and have appropriately accounted for and/or disclosed in the financial report in accordance with Australian Accounting Standards all known actual or possible litigation and claims whose effects should be considered when preparing the financial report.
- 9 We have disclosed to you the identity of the Association’s related party relationships and transactions of which we are aware and all related party relationships and transactions have been appropriately accounted for and disclosed in accordance with AASB 124 *Related Party Disclosures*.
- 10 All events subsequent to the date of the financial report and for which Australian Accounting Standards require adjustment or disclosure have been adjusted or disclosed.

- 11 The Association has no plans or intentions that may materially affect the carrying value or classification of assets and liabilities. We believe the carrying value of all material assets will be recoverable.
- 12 The measurement, presentation and disclosure of fair values are in accordance with Australian Accounting Standards. The measurement methods and significant assumptions used in determining fair values are appropriate in the circumstances and the resulting valuations and disclosures are reasonable.
- 13 We have recorded all liabilities and disclosed all contingent liabilities in the financial report in accordance with AASB 137 *Provisions, Contingent Liabilities and Contingent Assets*.
- 14 All known actual or possible litigation and claims whose effects should be considered when preparing the financial report have been disclosed to you and accounted for and/or disclosed in accordance with AASB 137 *Provisions, Contingent Liabilities and Contingent Assets*. Except as disclosed in the notes to the financial report, we are not aware of any additional claims that have been or are expected to be received that could have a material effect on the financial report.
- 15 The Association has satisfactory title to all assets and there are no liens or encumbrances on the Association’s assets other than those reflected in the financial report.
- 16 There are no plans to abandon product lines, or other plans or intentions that will result in excess or obsolete inventory, and no inventory stated at an amount in excess of net realisable value.
- 17 We have no non-current assets or disposal groups that are required by AASB 5 *Non-current Assets Held for Sale and Discontinued Operations*, to be classified as held for sale.
- 18 We have identified each part of an item of property, plant and equipment that is significant in relation to the total cost of the item and depreciated each item separately in accordance with AASB 116 *Property, Plant and Equipment*.
- 19 There were no material contractual commitments for capital or other expenditure at year end not included in the financial report.
- 20 Throughout the period the Association has conformed with all aspects of contractual agreements that could have a material effect on the financial report in the event of non-compliance, including the requirements of its debt, including all financial and non-financial covenants.
- 21 As at the statement of financial position date, the Association had measured appropriately any obligations arising from:
- Onerous contracts, i.e. those contracts under which the unavoidable costs of meeting the obligations exceed the economic benefits to be received under it;
 - Liabilities for interest on deposits and other indebtedness, including subordinated notes and participation loans;
 - Losses from transactions not recognised in the statement of financial position.
- 22 The revenue recognition criteria have been applied to the separately identifiable components within a single transaction to reflect the substance of the transaction in accordance with AASB 118 *Revenue* and AASB 1004 *Contributions*.
- 23 All sales transactions are final and there are no side agreements with customers or other terms that allow for the return of merchandise, except for conditions covered by the usual and customary warranties.
- 24 Disclosures in respect of financial instruments as required by AASB 7 *Financial Instruments: Disclosures* have been appropriately incorporated in the financial report. Information relating to the Association’s exposures to risk arising from financial instruments and how those exposures arise, including a description of our objectives, policies and processes for managing the risk arising from

Financial Representation Letter

financial instruments and the methods used to measure this risk, has been appropriately disclosed in the financial report as required by AASB 7.

25 We have reviewed all financial assets and financial liabilities within the scope of AASB 139 *Financial Instruments: Recognition and Measurement*, and confirm that they have been recorded and classified appropriately as either:

- Financial liabilities held for trading;
- Financial liabilities designated at fair value through profit or loss;
- Financial assets at fair value through profit or loss; or
- Financial asset at amortised cost

26 We believe the assumptions and techniques used by us regarding fair value of financial assets and financial liabilities are appropriate and that all fair value measurements are determined in accordance with AASB 13 *Fair value measurement*. In circumstances where the fair value of a financial asset or liability at initial recognition is different from the transaction price, we have immediately recognised a gain or loss equal to the difference in the income statement if and only if the fair value measurement is evidenced by a quoted price in an active market for an identical asset or liability, or is based on a valuation technique that uses only data from observable markets. If the fair value measurement at initial recognition does not meet either of these conditions, then the difference is deferred and subsequently recognised as a gain or loss only to the extent it arises from a change in a factor (including time) that market participants would take into account when pricing the asset or liability.

27 The Association has applied the principles in AASB 132 *Financial Instruments: Presentation* appropriately in determining the presentation of financial instruments as financial liabilities or equity.

28 When we have applied hedge accounting, we have complied with the applicable hedge designation, documentation, periodic effectiveness assessment and accounting requirements of AASB 139.

29 The following have been properly disclosed in the notes to the financial report:

- (a) Judgements, apart from those involving estimations, management has made in the process of applying the entity's accounting policies that have the most significant effect on the amounts recognised in the financial statements including:
- classification and reclassification of financial instruments
 - Recognition of impairment on financial and non-financial assets

We have made available to you all minutes of meetings of shareholders and the board of directors, and, when applicable, summaries of actions of meetings held after the reporting period for which minutes have not yet been applied.

30 With respect to the publication of the financial report on our website, we:

- acknowledge we are responsible for the electronic presentation of the financial report;
- will ensure that the electronic version of the audited financial report and the audit report on the website will be the same as the final signed hard copy version;
- will clearly differentiate audited and unaudited information on the website and that the absence of appropriate controls to address this issue increases the risk of potential misrepresentation to users;
- have assessed the controls over the security and integrity of the data on the website and that adequate procedures are in place to ensure the integrity of the information published; and

- will not present the audit report on the full financial report with extracts only of the full financial report.

31 We have made an assessment of the Association's ability to continue as a going concern taking into account all available information about the future, which is at least, but is not limited to, twelve months from the end of the reporting period. We confirm that we are not aware of material uncertainties related to events or conditions that may cast significant doubt upon the Association's ability to continue as a going concern.

Yours Sincerely



Mark Handley
Chief Executive Officer



Independent auditor’s report to the members of Tennis Tasmania Incorporated
Report on the financial report

We have audited the accompanying financial report of Tennis Tasmania Incorporated (the Association), which comprises the statement of financial position as at 30 June 2015, and the statement of profit or loss and other comprehensive income, statement of changes in equity and statement of cash flows for the year ended on that date, notes 1 to 22 comprising a summary of significant accounting policies and other explanatory information, and the directors’ declaration.

Directors’ responsibility for the financial report

The directors of the Association are responsible for the preparation of the financial report that gives a true and fair view in accordance with Australian Accounting Standards – Reduced Disclosure Requirements and the *Associations Incorporation Act 1964* and for such internal control as the directors determine is necessary to enable the preparation of the financial report that is free from material misstatement, whether due to fraud or error.

Auditor’s responsibility

Our responsibility is to express an opinion on the financial report based on our audit. We conducted our audit in accordance with Australian Auditing Standards. These Auditing Standards require that we comply with relevant ethical requirements relating to audit engagements and plan and perform the audit to obtain reasonable assurance whether the financial report is free from material misstatement.

An audit involves performing procedures to obtain audit evidence about the amounts and disclosures in the financial report. The procedures selected depend on the auditor’s judgement, including the assessment of the risks of material misstatement of the financial report, whether due to fraud or error. In making those risk assessments, the auditor considers internal control relevant to the entity’s preparation of the financial report that gives a true and fair view in order to design audit procedures that are appropriate in the circumstances, but not for the purpose of expressing an opinion on the effectiveness of the entity’s internal control. An audit also includes evaluating the appropriateness of accounting policies used and the reasonableness of accounting estimates made by the directors, as well as evaluating the overall presentation of the financial report.

We performed the procedures to assess whether in all material respects the financial report presents fairly, in accordance with the *Incorporation Act 1964* and Australian Accounting Standards – Reduced Disclosure Requirements, so as to present a view which is consistent with our understanding of the Company’s financial position and of its performance.

We believe that the audit evidence we have obtained is sufficient and appropriate to provide a basis for our audit opinion.



Independence

In conducting our audit, we have complied with the independence requirements of the *Accounting Professional and Ethical Standards Board*.

Auditor’s opinion

In our opinion the financial report presents fairly, in all material respects, the financial position of Tennis Tasmania Incorporated as at 30 June 2015 and of its financial performance and its cash flows for the year then ended in accordance with the Australian Accounting Standards – Reduced Disclosure Requirements and *Associations Incorporation Act 1964*.

KPMG

Gordon Sangster
Partner

Melbourne

4 September 2015



2 Davies Avenue
Glebe
Tasmania 7000

tel: 03 6108 8200
fax: 03 6108 8215
email: info@tennis.com.au

ABN: 58 889 629 361

www.tennis.com.au

Tennis Tasmania
**annual
report**
2014-2015